

Arkansas Health & Opportunity for Me

Health and Economic Outcomes

Accountability Oversight Advisory Panel



**ARKANSAS DEPARTMENT OF
HUMAN SERVICES**



ARHOME Program Updates



**ARKANSAS DEPARTMENT OF
HUMAN SERVICES**

Life360 HOMEs

- **Nov. 1: Centers for Medicare and Medicaid Services (CMS) approved Life360 HOME component of ARHOME's 1115 waiver application**
- **Completing CMS approval of 1915(b)(4) waiver and state plan amendment to allow women enrolled in a Medicaid program other than ARHOME to participate in Maternal Life360 HOME**
- **Completed state promulgation of Life360 HOME provider manual describing the rules for program operations**
- **Anticipate January 1, 2023, start date**
- **Received two Letters of Intent from interested hospitals**



Current Copays

ARHOME clients *in a Qualified Health Plan above 100% FPL*

- \$13/mo. premium
- \$4/\$8 copays
- Copay limit: \$60 per quarter

100% Federal Poverty Level: \$13,590 for a single person and \$27,750 for a family of four

2023 Cost Sharing

- No client premiums, per CMS
- Copays: \$4.70/\$9.40
- Copays start while clients await enrollment in QHP
- No copays for:

Populations	Services
<ul style="list-style-type: none"> • Under 20% FPL • Medically frail • 19- and 20-year-olds • Individuals in hospice • Pregnant women • American Indian/Alaskan Native 	<ul style="list-style-type: none"> • Pregnancy-related services • Preventive services • Emergency services, including transportation • Family planning services and supplies • Inpatient hospitalization

- Quarterly copay limit based on client's FPL:

0%-20%	21%-40%	41%-60%	61%-80%	81%-100%	101%-120%	121%-138%
\$0	\$27	\$54	\$81	\$108	\$135	\$163

- Family members paying copays count toward copay limit



Performance Metrics, 2021



**ARKANSAS DEPARTMENT OF
HUMAN SERVICES**

Overview of Panel Activities

December 2021:

- Reviewed 2019 and 2020 performance results for 23 health metrics
- Set 2022 performance targets for 22 health metrics

June 2022:

- Reviewed 2019 and 2020 performance results for 3 birth outcome metrics

Today

- Will review 2021 performance results for 23 health metrics
- Set 2023 performance targets for 23 health metrics and 3 birth outcome metrics

Context

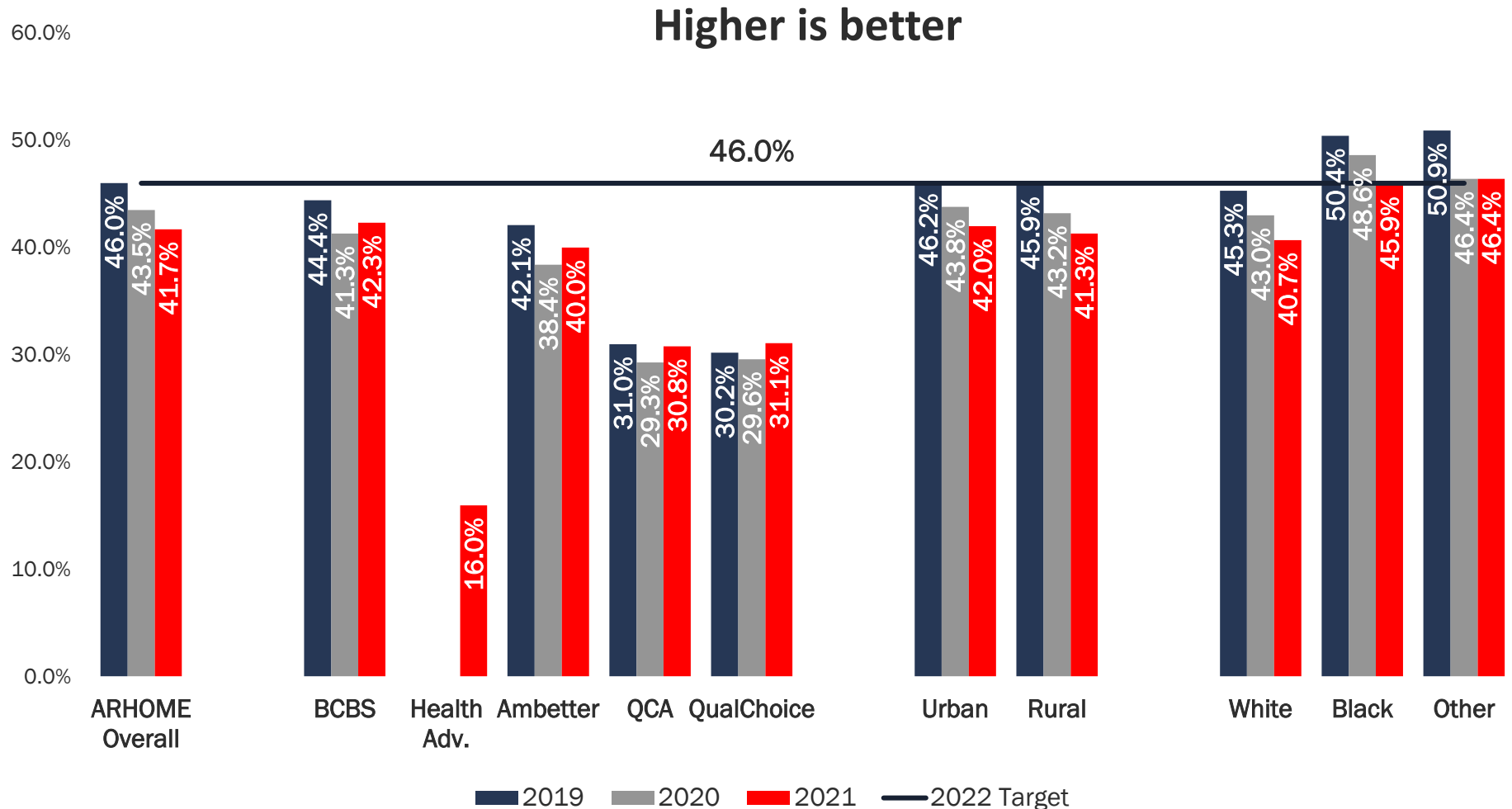
- **2021 was Health Advantage’s first year participating in ARHOME.**
- **They had fewer clients enrolled for the full year than QHPs participating in ARHOME for many years.**
- **Some measures use longer time periods, beginning before calendar year 2021.**
- **Example: Breast cancer screenings count mammograms received as far back as October 2019.**
- **For these measures, Health Advantage is listed as N/A.**

Preventive Care



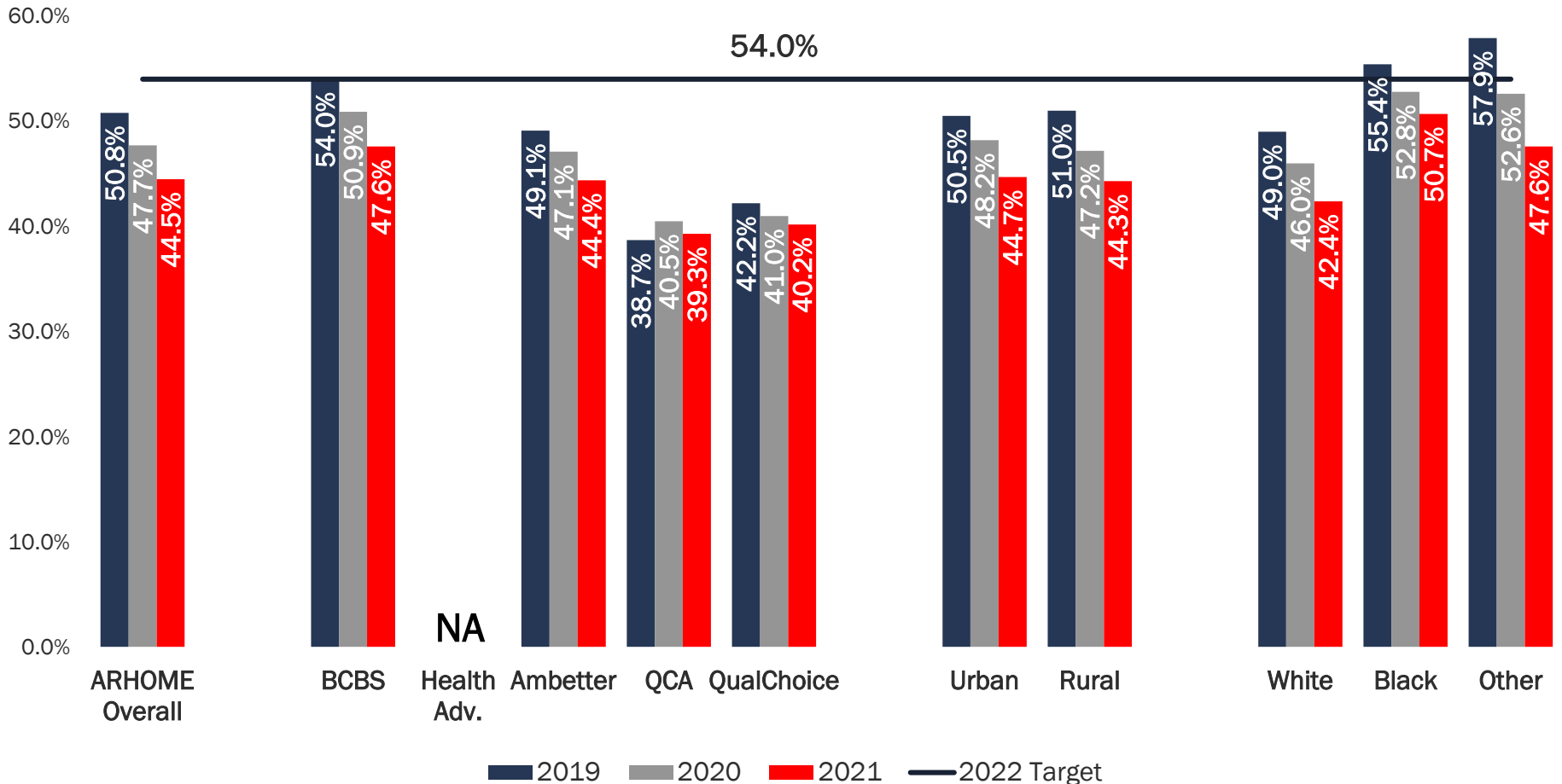
**ARKANSAS DEPARTMENT OF
HUMAN SERVICES**

Cervical Cancer Screening, 21-64



Breast Cancer Screening, 50-64

Higher is better



Screening Metrics

- Overall, cervical cancer and breast cancer screening rates continue to decline in 2021
- Mirrors national decrease in cervical/breast cancer screening between 2019 and 2020
- Chlamydia screenings were more stable during the three years
- Black women in ARHOME had higher cervical/breast/chlamydia screening rates than white women in all three years
- In 2021, urban women in ARHOME had higher cervical/breast/chlamydia screening rates than rural women

[Sharp Declines in Breast and Cervical Cancer Screening | CDC Online Newsroom | CDC](#)



Maternal and Perinatal Care

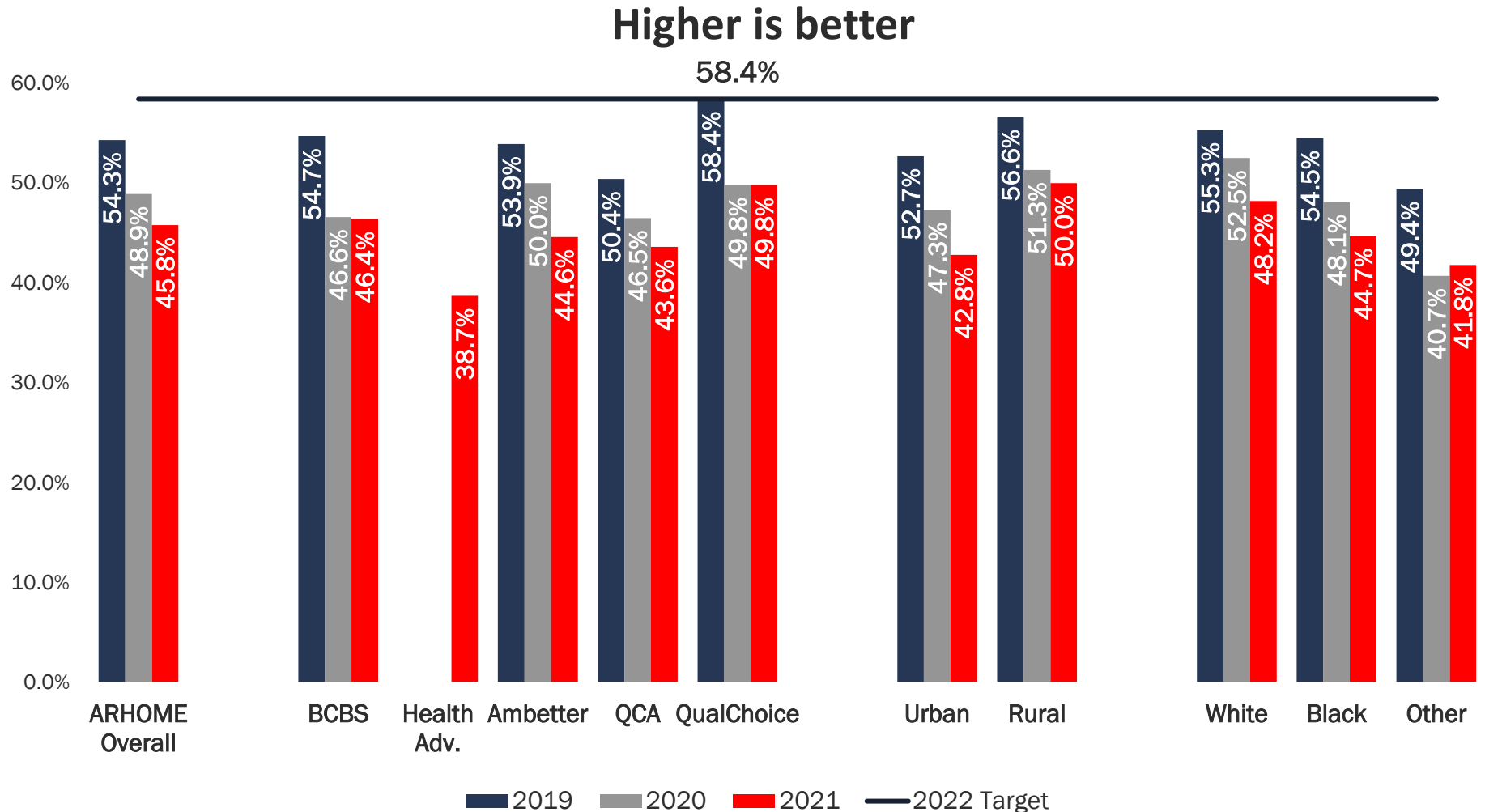


**ARKANSAS DEPARTMENT OF
HUMAN SERVICES**

Maternal and Perinatal Care Metrics

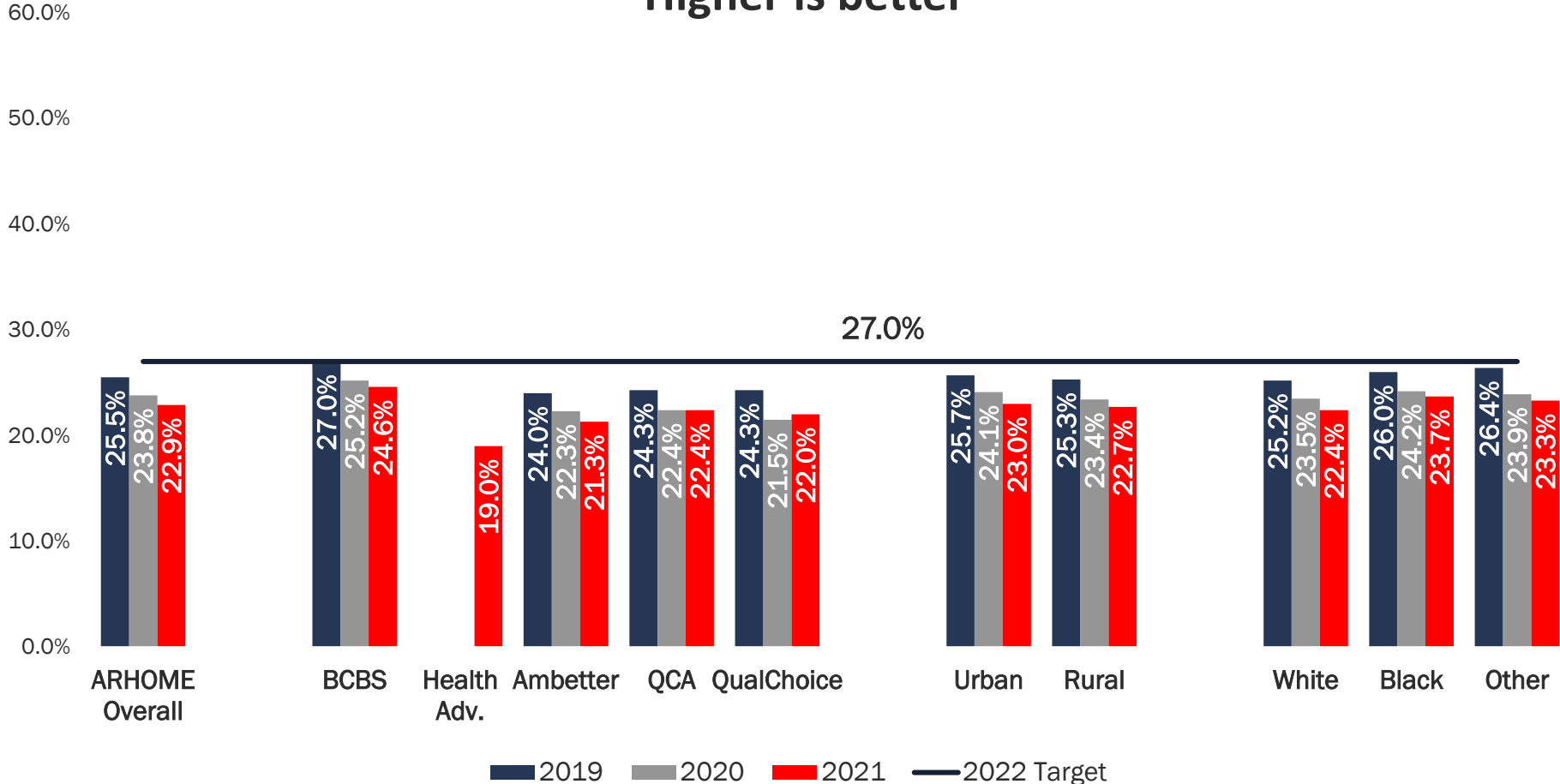
- Birth Outcomes (reviewed in June):
 - Low Birthweight
 - Very Low Birthweight
 - Pre-term Births
- Contraceptive care: percentage of women who were provided an effective method of contraception
 - Postpartum women
 - All women, 21-44

Postpartum Contraceptive Care



Contraceptive Care, All Women 21-44

Higher is better



Contraceptive Care

- Contraceptive care continued to decline in 2021 compared to previous years for postpartum women and all women
- Among postpartum women:
 - Rural women had better rates of contraceptive care than urban women.
 - White women had better rates of contraceptive care than black women.
- Among all women:
 - Urban women had slightly better contraceptive care rates than rural women
 - Black women had slightly better contraceptive care rates than white women

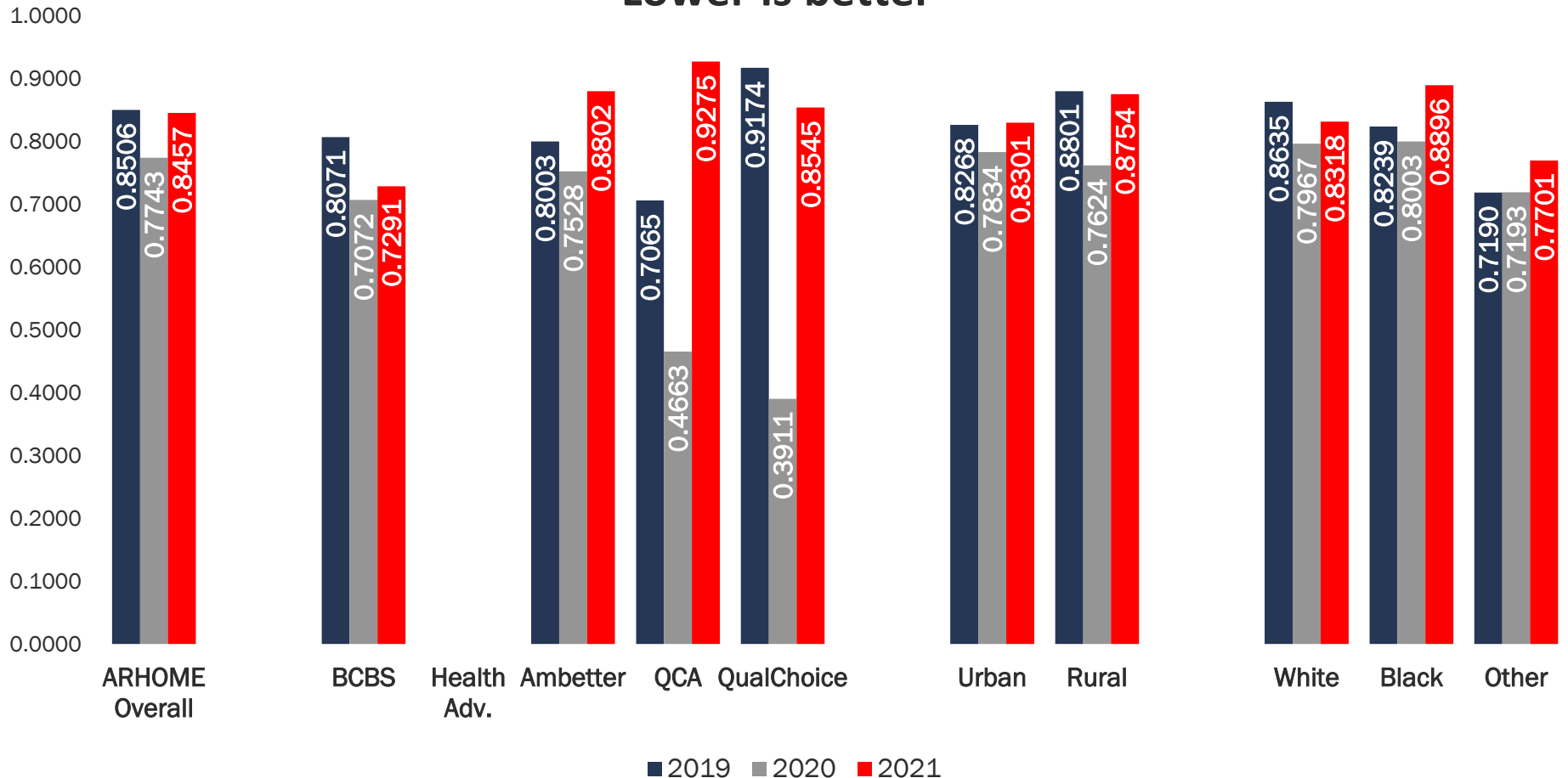
Hospital Admissions/Readmissions



**ARKANSAS DEPARTMENT OF
HUMAN SERVICES**

Hospital Readmission Ratio

Lower is better



Hospital Admissions/Readmissions

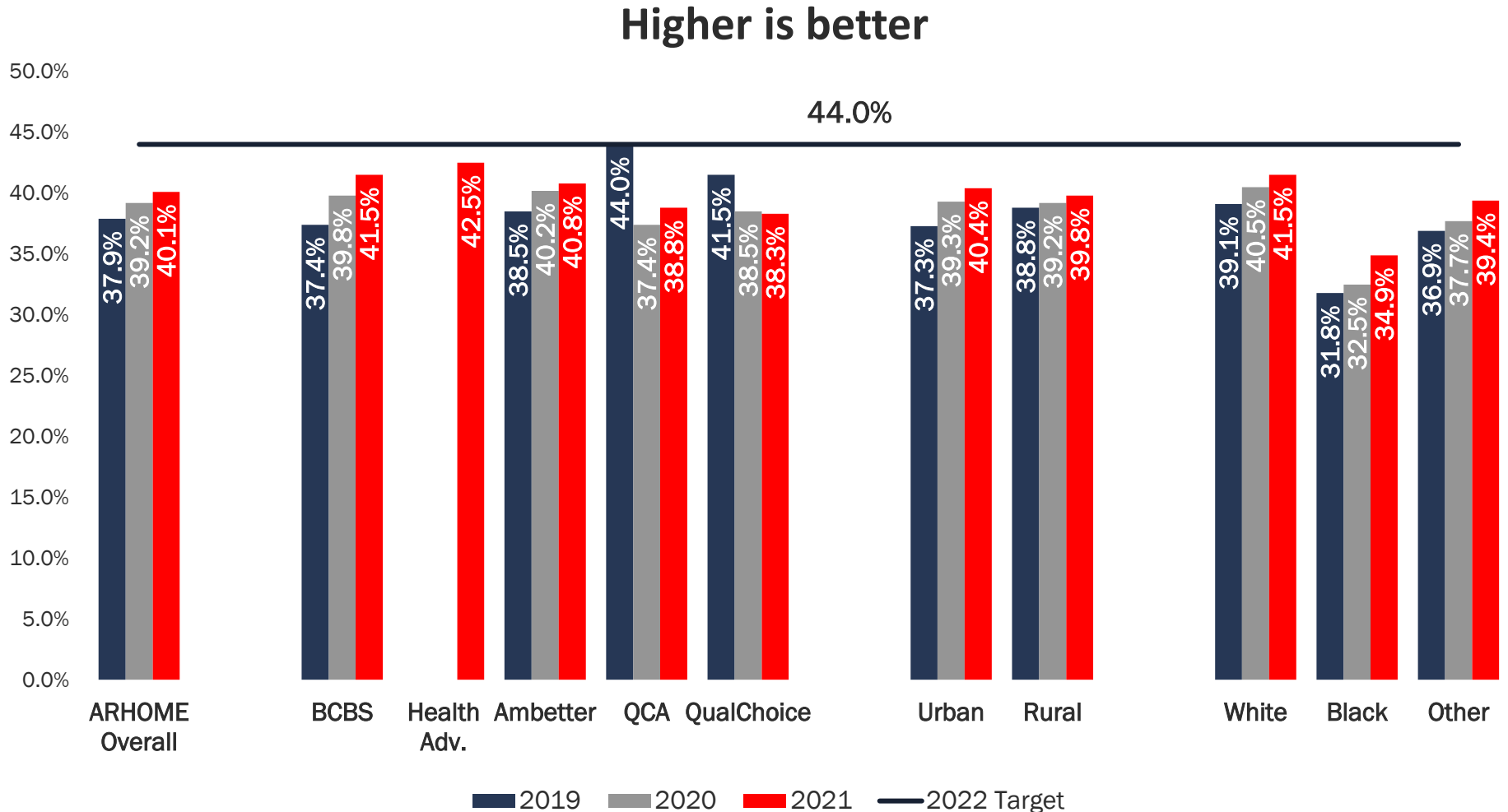
- Readmission ratio worsened across the board in 2021, compared with 2020
- Admission rates for older adults with COPD/asthma and all adults for heart failure improved in 2021
- Black clients had worse admission rates for heart failure than white clients, but better rates for older adults with COPD or asthma
- Rural clients had worse admission rates for heart failure than urban clients, but better rates for older adults with COPD or asthma

Behavioral Health Care

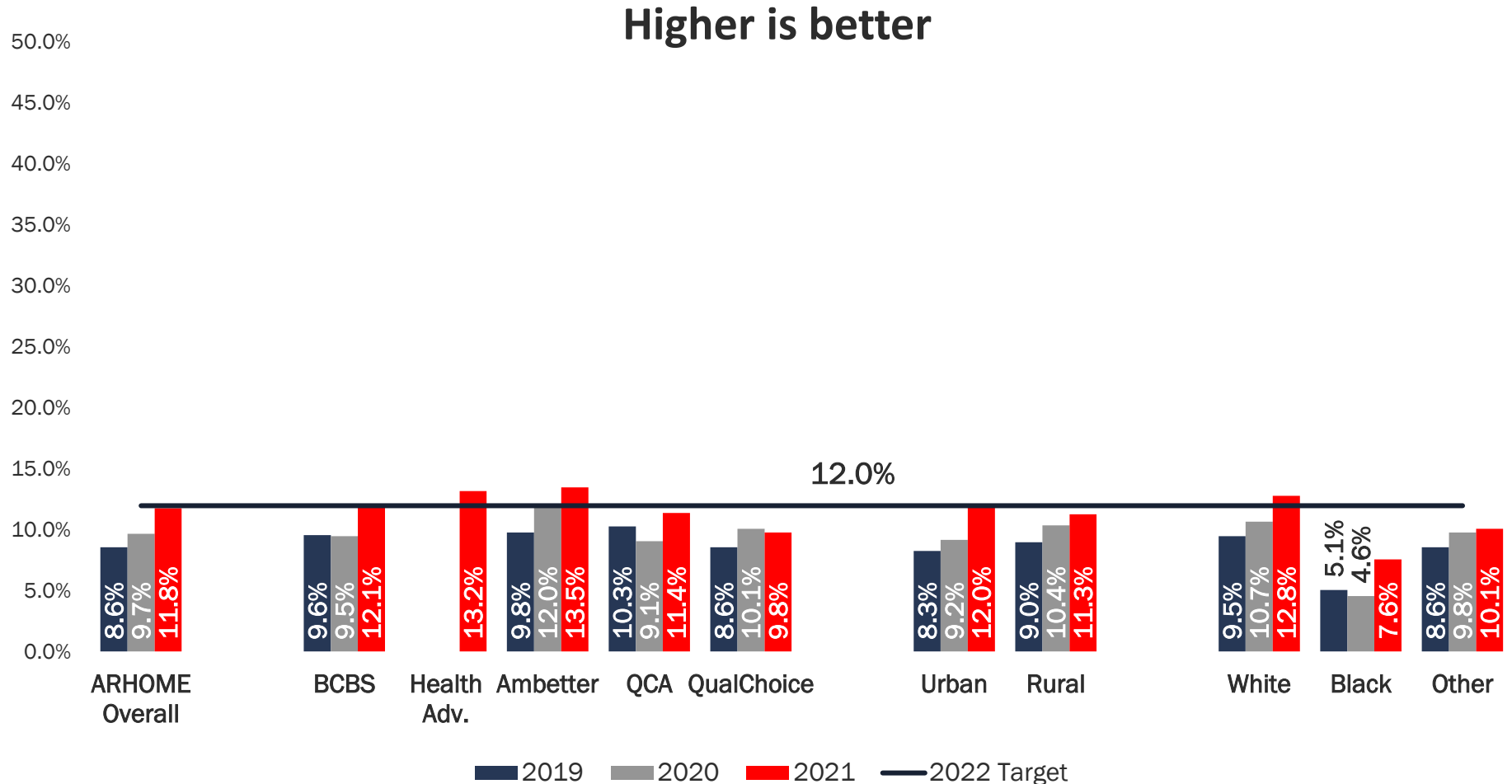


**ARKANSAS DEPARTMENT OF
HUMAN SERVICES**

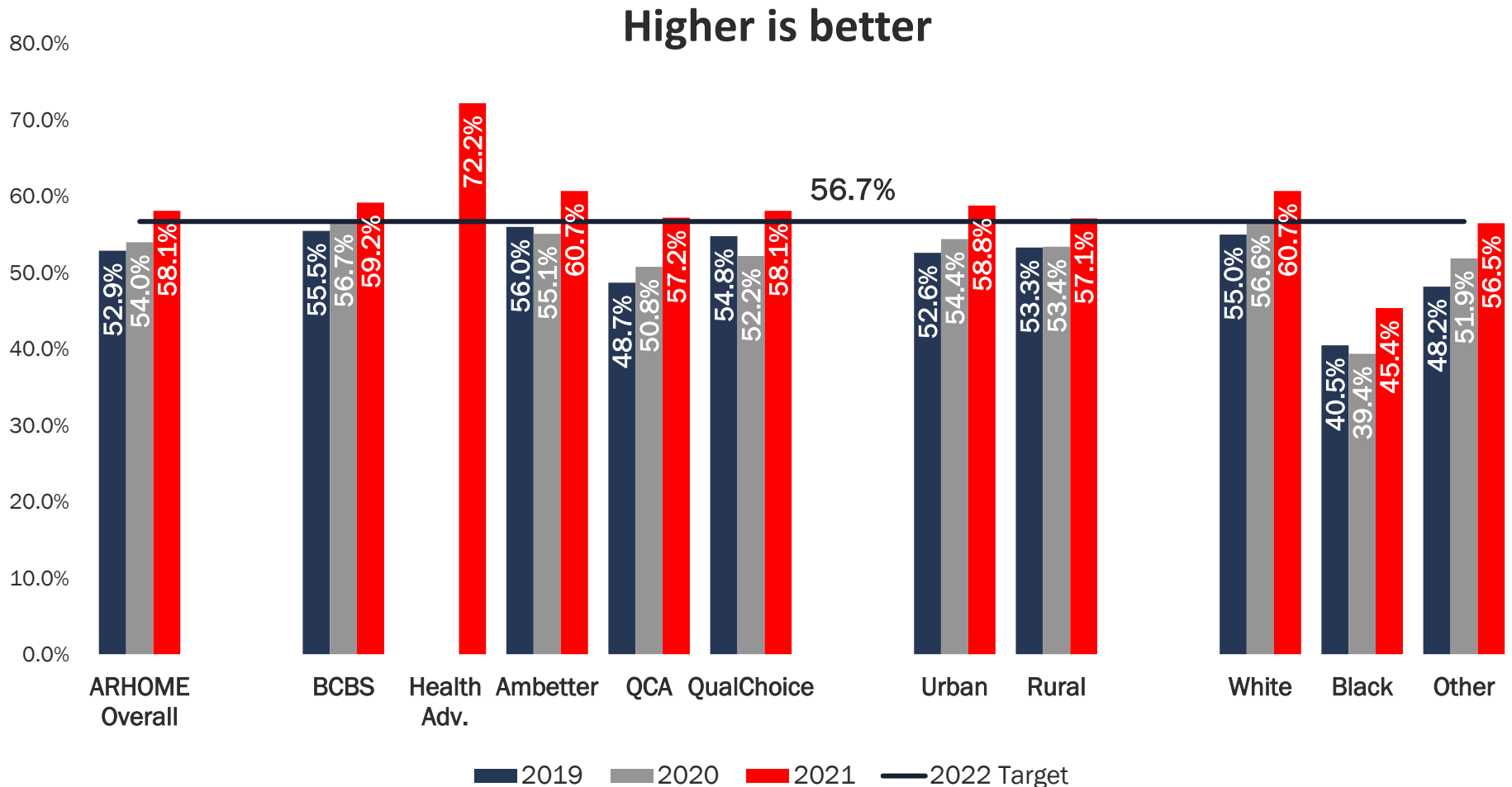
Initiation of Alcohol/Drug Abuse Treatment



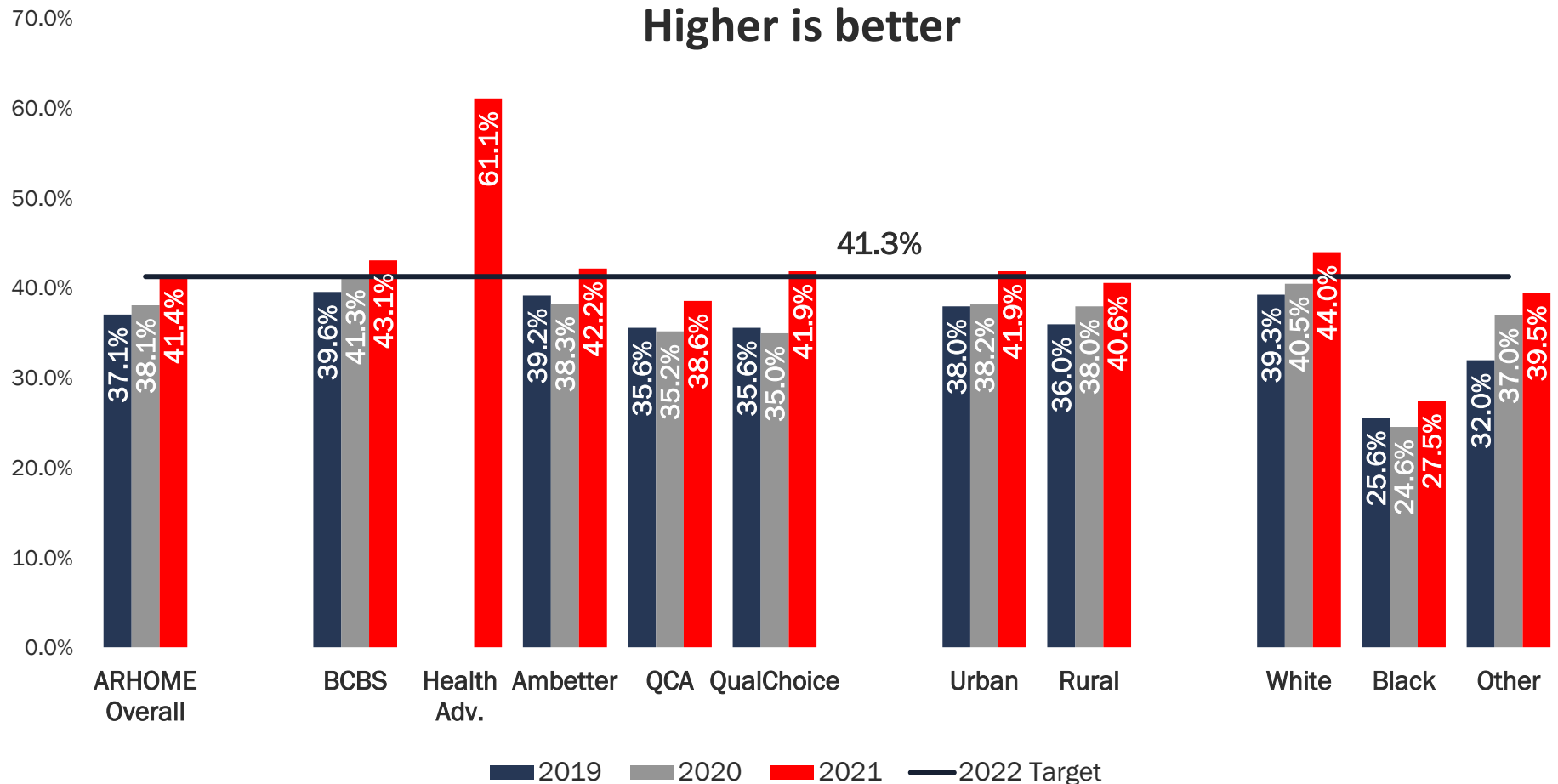
Engagement of Alcohol/Drug Abuse Treatment



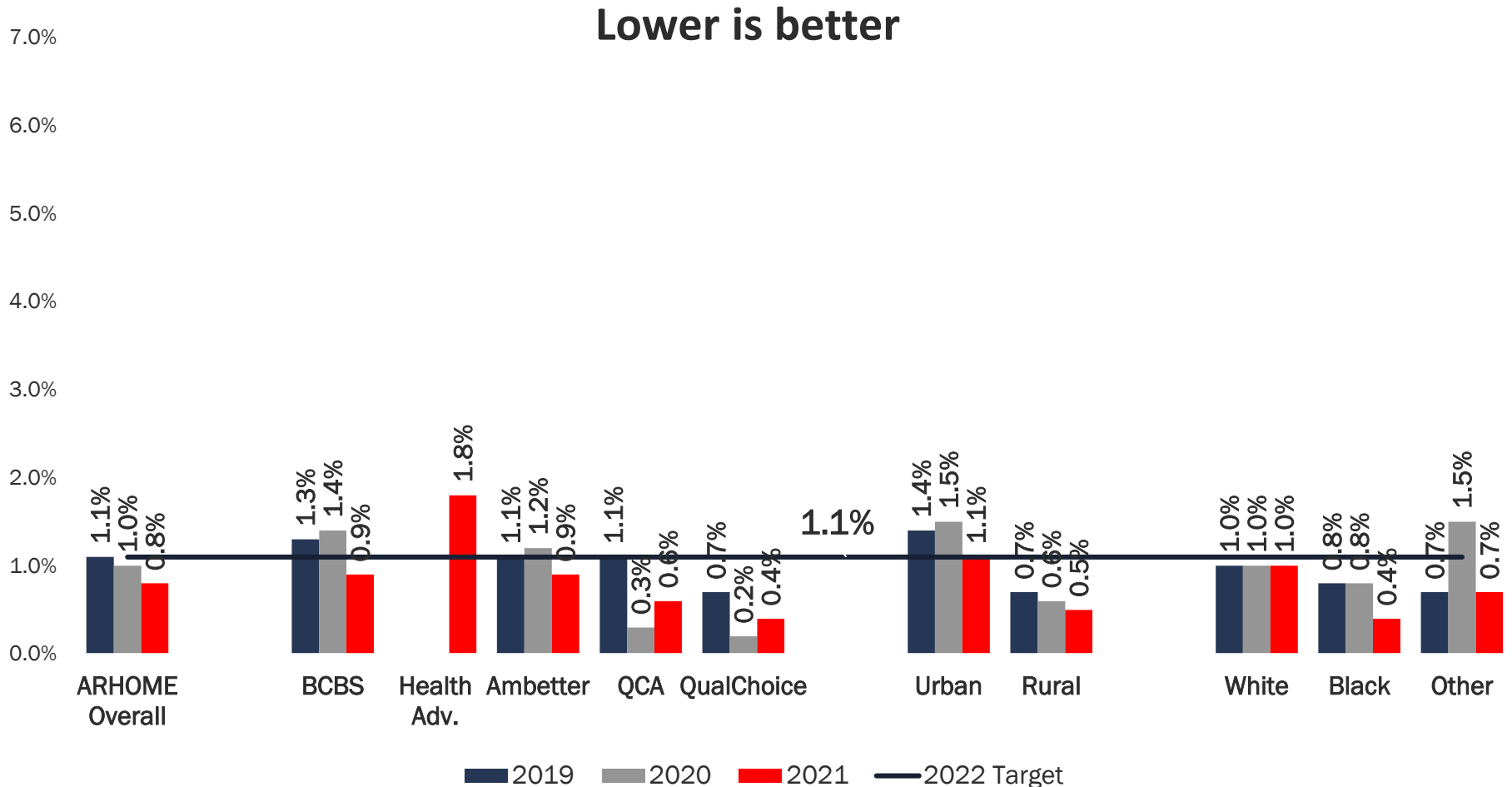
Antidepressant Medication Management: Effective Acute Phase Treatment



Antidepressant Medication Management: Effective Continuation Phase Treatment



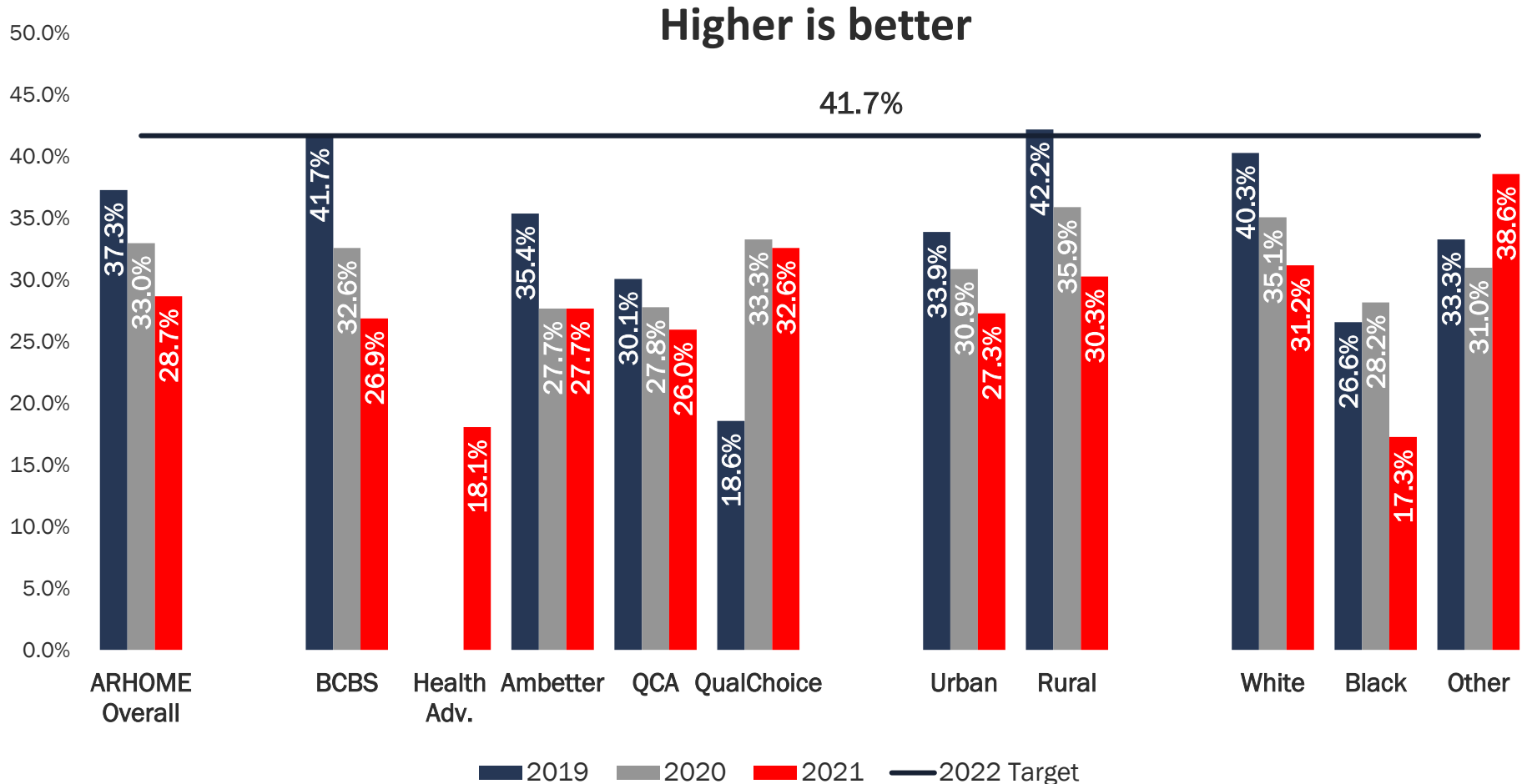
Use of Opioids at High Dosage (People Without Cancer)



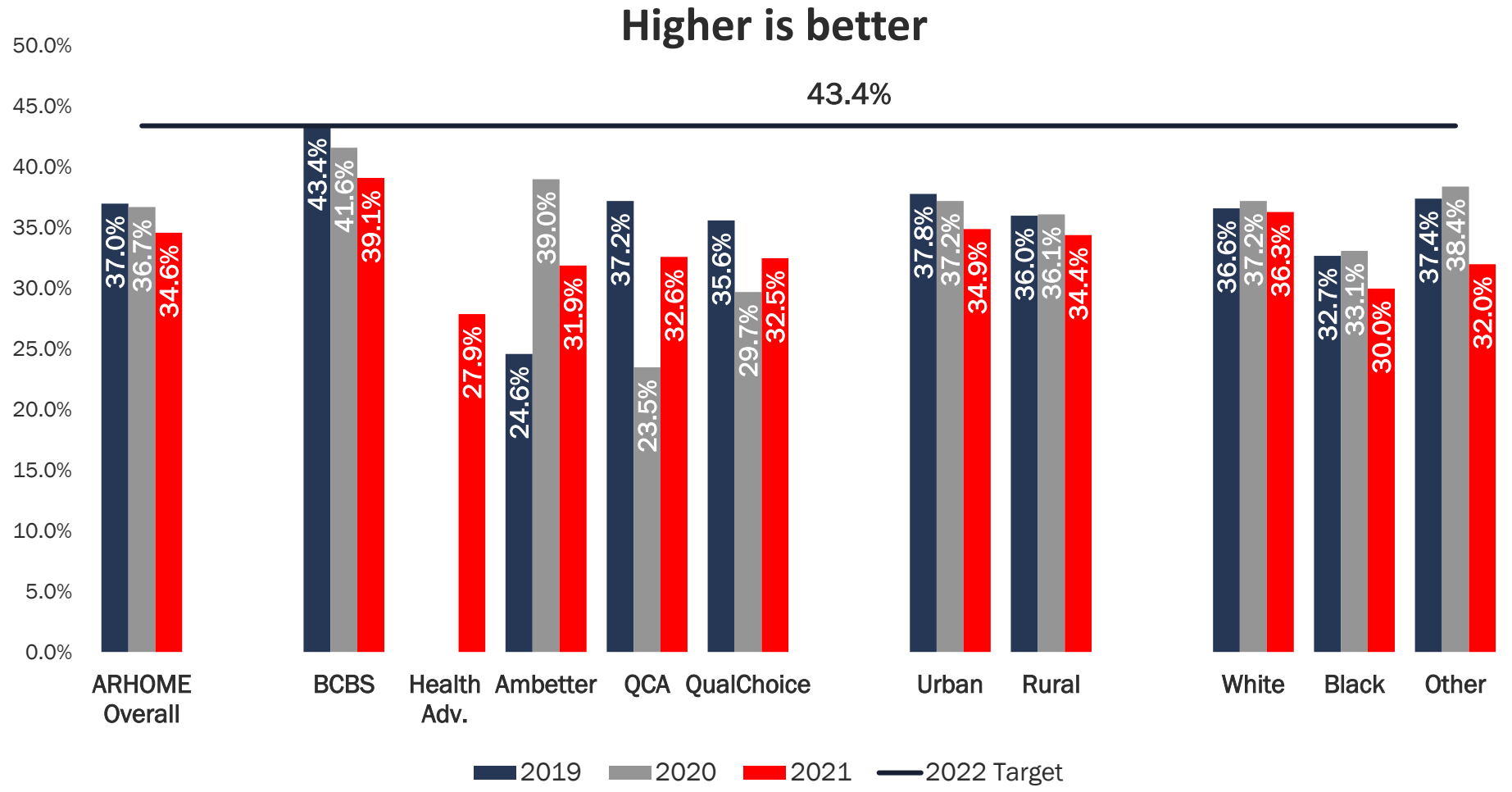
Mental Health Treatment

- Initiation and engagement of drug/alcohol treatment improved each year.
- Antidepressant medication management in the acute and continuation phase improved each year
- Compared with Black clients, white clients had:
 - Higher rates of initiation and engagement of drug/alcohol treatment
 - Higher rates of antidepressant medication management in both the acute and continuation phase
- Rates of high opioid use continued to improve (decrease) each year

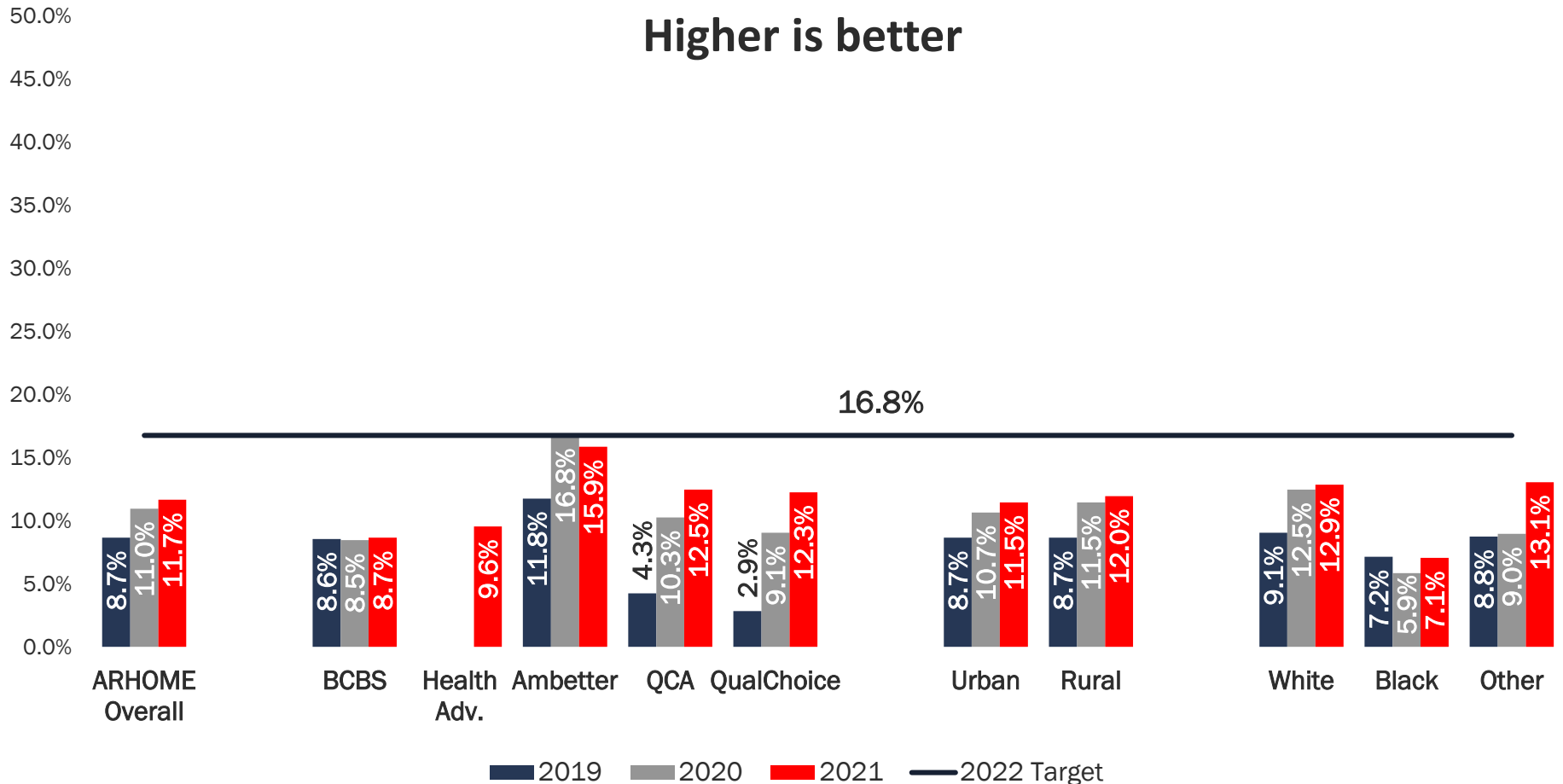
Follow-Up Within 30 Days After ED Visit for Mental Illness



Follow-Up Within 30 Days After Hospitalization for Mental Illness



Follow-Up Within 30 Days After ED Visit for Alcohol and Other Drug Abuse



Follow Up After ED/Hospitalization

- Overall, rates declined for follow up after ED/hospitalization for *mental illness*
- Rates improved for follow up after ED for *alcohol/drug abuse*
- White clients had better follow up rates than black clients across all three years
- Rural clients had higher follow-up rates after *ED visits* for mental illness and alcohol/drug abuse than urban clients, while urban clients had higher follow-up rates after *hospitalization* for mental illness.

2023 Performance Target Setting



**ARKANSAS DEPARTMENT OF
HUMAN SERVICES**

2022 Methodology and Considerations for 2023

- 2022 targets were set based on the rate of the best performing qualified health plan across 2019 and 2020
- QHPs are subject to a corrective action plan for failure to meet metrics

Considerations for 2023

- Incentivizing better performance among lowest performers as well as high performers
- Weighting some measures higher than others (e.g., those affecting more people, those closely tied to Life360 HOME program, etc.)

Possible Target Setting Methodology

- Set a point system for meeting metrics, tying the # of points each QHP receives to different levels of financial outcomes
- QHPs receive 1 point for meeting the median rate (**yellow**) of the five plans across 2019, 2020 & 2021 AND
- QHPs receive 2-3 points for meeting the actual target (**green**) for each metric (based on best performer, 2019, 2020 & 2021)

Measure	CY	BCBS: Blue Cross Blue Shield	BCBS: Health Advantage	Centene: Ambetter	Centene: QCA	Centene: Qual Choice
Contraceptive Care – All Women, Most or Moderately Effective Contraception: 21-44 Years	2019	27.0%	N/A	24.0%	24.3%	24.3%
	2020	25.2%	N/A	22.3%	22.4%	21.5%
	2021	24.6%	19.0%	21.3%	22.4%	22.0%

- A QHP that scores 50 or more points has no financial penalty; fewer points bring increasing levels of financial penalties

We Care. We Act. We Change
Lives.



A R K A N S A S
D E P A R T M E N T O F
 **HUMAN**
SERVICES

The icon is a blue silhouette of a person with arms raised in a V-shape, set against a white background that is shaped like the outline of the state of Arkansas.

 **ARHOME**
health & opportunity for me

The logo consists of a teal-colored outline of the state of Arkansas. The letters "AR" are placed over the left side of the outline in a dark blue, bold font. To the right of the outline, the word "HOME" is written in a dark blue, sans-serif font.

 **ARKANSAS DEPARTMENT OF**
HUMAN SERVICES

The icon is a blue silhouette of a person with arms raised in a V-shape, set against a white background that is shaped like the outline of the state of Arkansas.