


**Developmental Disabilities Services
1915 (c) Waiver
Quarterly Performance Measure Report**

**QUARTER 4
FY 2014**



PERFORMANCE MEASURES

LEVEL OF CARE

SUBASSURANCE A: INDIVIDUAL LOC EVALUATION

LOC A1: TIMELY APPLICATION PACKETS

[CHART 1](#)

LOC A2: LOC COMPLETED BEFORE SERVICE RECEIPT

[CHART 2](#)

SUBASSURANCE B: DISCONTINUED APRIL 2014

LOC B1: DISCONTINUED APRIL 2014

[CHART 3](#)

SUBASSURANCE C: APPROVED PROCESSES AND INSTRUMENTS

LOC C1: APPROPRIATE PROCESS AND INSTRUMENTS

[CHART 4](#)

QUALIFIED PROVIDERS

SUBASSURANCE A: CERTIFICATIONS

QP A1: INITIAL CERTIFICATIONS

[CHART 5](#)

QP A2: RECERTIFICATIONS

[CHART 6](#)

SUBASSURANCE C: APPROPRIATE TRAINING

QP C1: ABUSE AND NEGLECT TRAINING

[CHART 7](#)

QP C2: TRAINING ON INDIVIDUAL NEEDS

[CHART 8](#)

SERVICE PLAN

SUBASSURANCE A: PLANS ADDRESS ALL ISSUES

SP A1: PLANS ADDRESS ASSESSED NEEDS

[CHART 9](#)

SP A2: PLANS ADDRESS PERSONAL GOALS

[CHART 10](#)

SP A3: PLANS ADDRESS RISK FACTORS

[CHART 11](#)

SUBASSURANCE B: DISCONTINUED APRIL 2014

SP B1: DISCONTINUED APRIL 2014

[CHART 12](#)

SUBASSURANCE C: PLANS UPDATED OR REVISED

SP C1: PLAN ANNUAL UPDATES

[CHART 13](#)

SP C2: PLAN REVISED

[CHART 14](#)

SUBASSURANCE D: PLAN SERVICES IN TYPE, SCOPE, AMOUNT & FREQUENCY

SP D1: SERVICE FREQUENCY AND DURATION

[CHART 15](#)

SUBASSURANCE E: CHOICE

SP E1: DISCONTINUED APRIL 2014

[CHART 16](#)

SP E2: CHOICE OF PROVIDER

[CHART 17](#)

HEALTH AND WELFARE

SUBASSURANCE: ABUSE & NEGLECT PREVENTION

HW 1: INFORMATION ON REPORTING

[CHART 18](#)

HW 2: TIMELY REPORTS TO DDS

[CHART 19](#)

HW 3: TIMELY REPORTS TO APS OR CPS

[CHART 20](#)

HW 4: PROVIDER CORRECTIVE ACTIONS

[CHART 21](#)

HW 5: TIMELY DDS BACKGROUND CHECKS

[CHART 22](#)

HW 6: TIMELY DDS INVESTIGATIONS

[CHART 23](#)

HW 7: DEATH REVIEWS

[CHART 24](#)

HW 8: RESTRICTIVE INTERVENTIONS

[CHART 25](#)

HW9: HEATH CARE STANDARDS ADDED APRIL 2014

[CHART 26](#)

STANDARDS

INTRODUCTION

The DDS Quality Assurance Unit produces this document to report on progress according to the Performance Measures established to measure how the State complies with the Subassurances contained in the Alternative Community Services Home and Community Based Waiver. The report is presented to the DDS Quality Assurance Committee in order to determine areas of significance and whether any areas indicated a need for intervention at a systems level.

The Quarterly Performance Measure Report (QPMR) for the fourth quarter of State Fiscal Year (SFY) 2014, specifically April through June 2014, consists of four parts: Level of Care, Qualified Providers, Service Plans, and Health and Welfare.

DATA

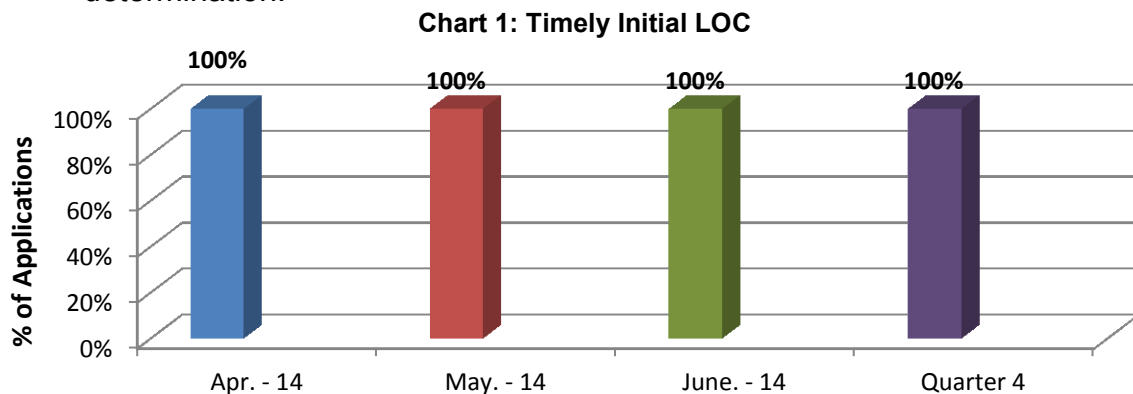
Level of Care

Subassurance A:

Waiver applicants for whom there is reasonable indication that services may be needed in the future are provided an individual level of care (LOC) evaluation.

The state developed the following to measure compliance with Subassurance A:

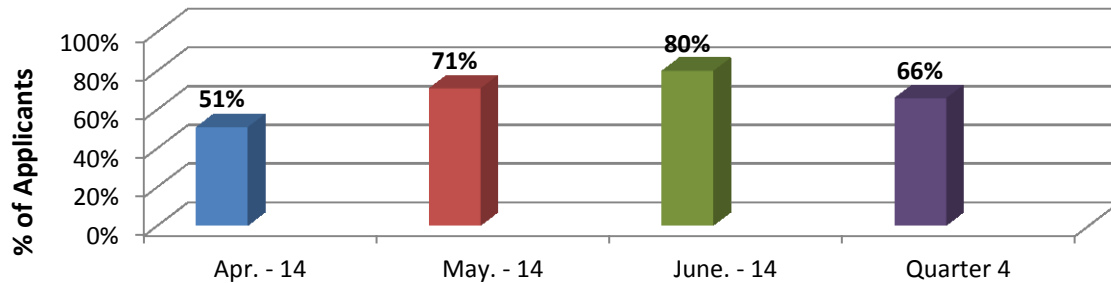
LOC A1: Number and percentage of applicants for whom an application packet is completed and submitted timely to the DDS psychology team for an LOC initial determination.



Of the 45 application packets due for completion in April, 45 (100%) were completed within timeframes. Of the 42 application packets due for completion in May, 42 (100%) were completed timely. Of the 27 application packets due for completion in June, 27 (100%) were completed timely. This resulted in an overall percentage of 100% for the quarter.

LOC A2: Number and percentage of applicants who had an initial LOC determination completed before receipt of services.

Chart 2: LOC Before Receipt of Services

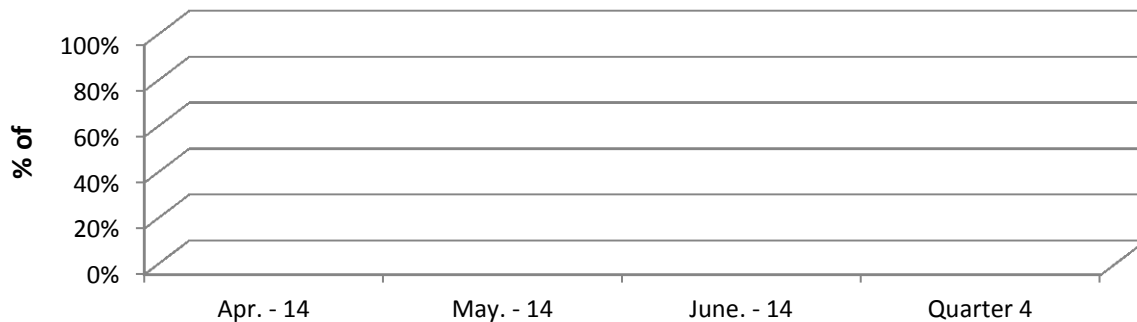


Of the 94 persons whose LOCs were due for completion in April, 48 (51%) were completed within timeframes. Of the 100 persons whose LOCs were due for completion in May, 71 (71%) were completed timely. Of the 69 persons whose LOCs were due for completion in June, 55 (80%) were completed timely. This resulted in an overall percentage of 66% for the quarter.

Subassurance B:

LOC B1: DISCONTINUED APRIL 2014

Chart 3:

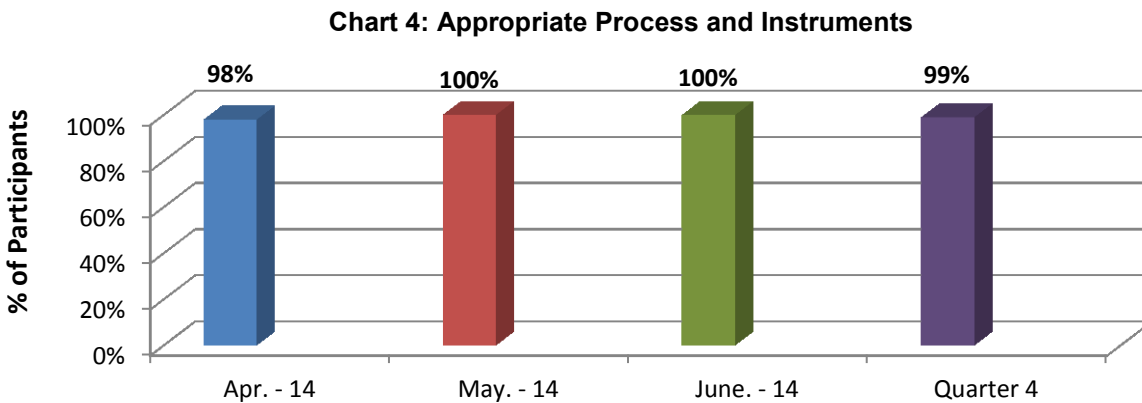


Subassurance C:

The processes and instruments described in the approved waiver are applied to LOC determinations.

The state developed the following to measure compliance with Subassurance C:

LOC C1: Number and percentage of participants for whom the appropriate process and instruments were used to determine initial eligibility.



Of the 56 files reviewed for compliance with this requirement in April, 55 (98%) were in compliance. Of the 64 files reviewed in May, 64 (100%) were in compliance. Of the 75 files reviewed in June, 75 (100%) were in compliance. This resulted in an overall percentage of 99% for the quarter.

Qualified Providers

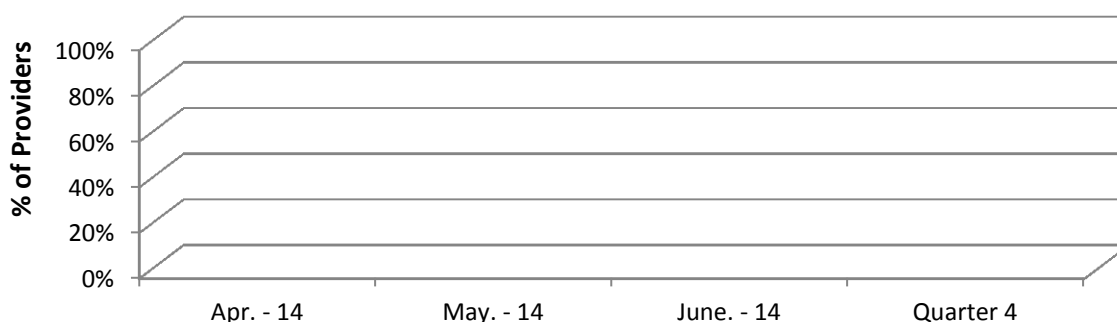
Subassurance A:

The state verifies that providers initially and continually meet required licensure and certification standards and adhere to other standards prior to their furnishing waiver services.

The state developed the following to measure compliance with Subassurance A:

QP A1: Number and percentage of providers who obtained initial certification in accordance with promulgated state Standards.

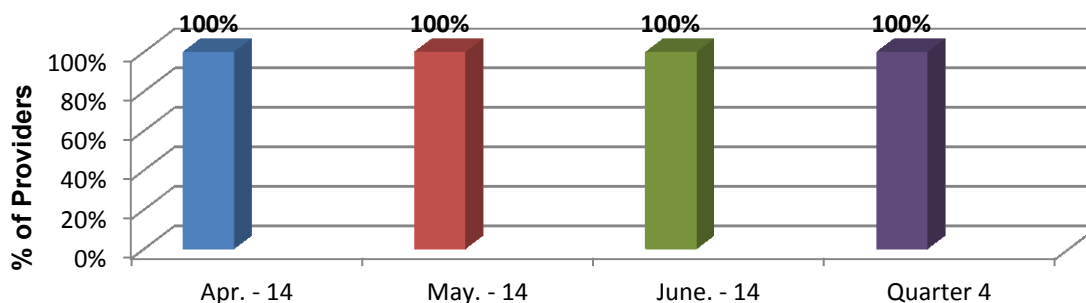
Chart 5: Timely Certification



No providers applied for an initial certification in this quarter.

QP A2: Number and percentage of providers who met promulgated state Standards and obtained annual re-certification.

Chart 6: Timely Recertification



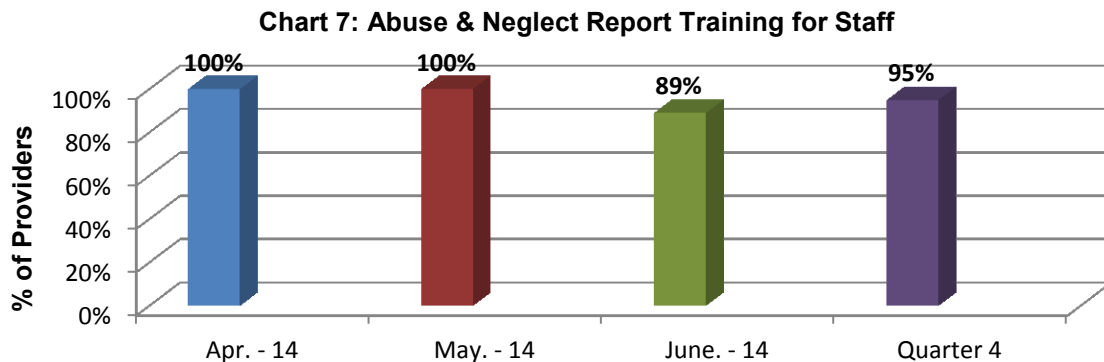
Of the seven providers due for recertification in April, DDS recertified seven (100%) within timeframes. Of the 10 providers due in May, 10 (100%) were recertified timely. Of the nine providers due in June, nine (100%) were recertified timely. This resulted in an overall percentage of 100% for the quarter.

Subassurance C:

The State implements its policies and procedures for verifying that training is provided in accordance with State requirements and the approved waiver.

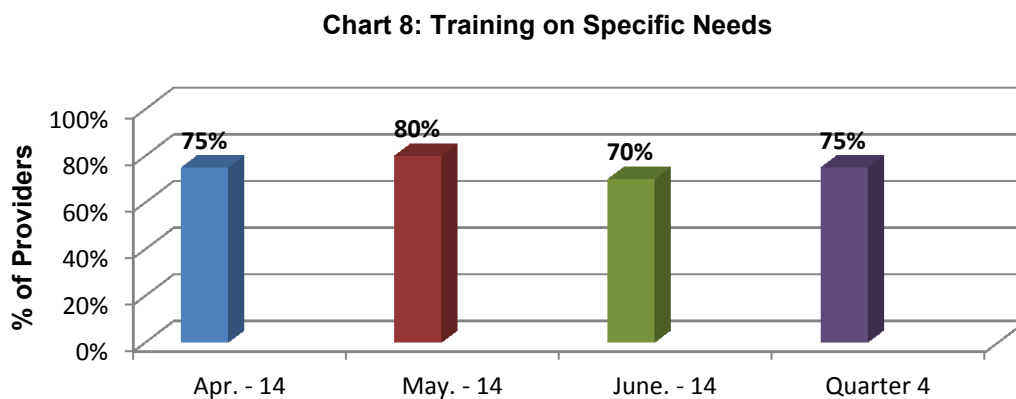
The state developed the following to measure compliance with Subassurance C:

QP C1: Number and percentage of provider agencies that meet DDS requirements for abuse and neglect report training for staff. (Standard 301.1.E.h & i)



Of the four providers reviewed for compliance with or investigated due to a complaint regarding this Standard in April, four (100%) were found to be in compliance. Of the nine providers reviewed or investigated in May, nine (100%) were in compliance. Eight of nine (89%) of those reviewed or investigated in June were in compliance with the Standard. This resulted in an overall percentage of 95% for the quarter.

QP C2: Number and percentage of provider agencies that meet requirements for training staff on the specific needs of the persons they serve. (Standard 301.5.4)



Of the four providers reviewed for compliance with or investigated due to a complaint regarding this Standard in April, three (75%) were found to be in compliance. Of the 10 providers reviewed or investigated in May, eight (80%) were in compliance. Seven of 10 (70%) of those reviewed or investigated in June were in compliance with the Standard. This resulted in an overall percentage of 75% for the quarter.

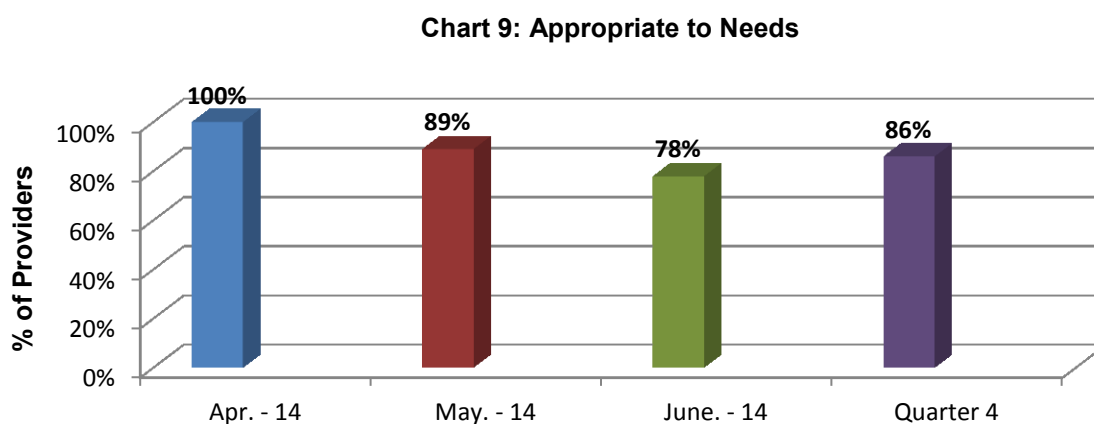
Service Plan

Subassurance A:

Service plans address all participant's assessed needs (including health and safety risk factors) and personal goals, either by the provision of waiver services or through other means.

The state developed the following to measure compliance with Subassurance A:

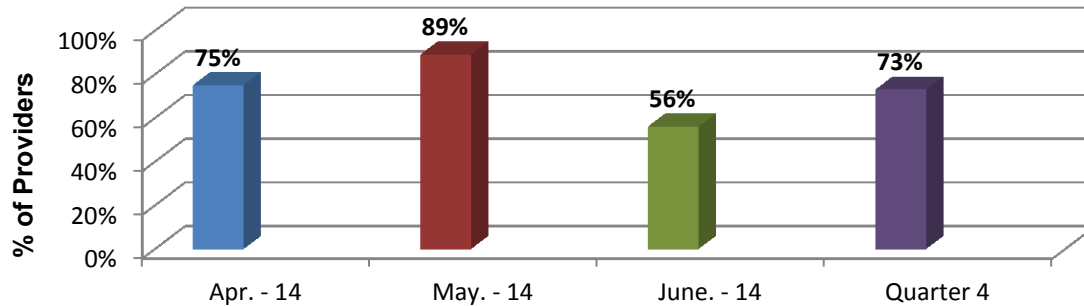
SP A1: Number and percentage of providers who developed service plans that were adequate and appropriate to the needs of individuals as indicated by their assessments. (Standard 507)



Of the four providers reviewed for compliance with or investigated due to a complaint regarding this Standard in April, four (100%) were found to be in compliance. Of the nine providers reviewed or investigated in May, eight (89%) were in compliance. Seven of nine (78%) of those reviewed or investigated in June were in compliance with the Standard. This resulted in an overall percentage of 86% for the quarter.

SP A2: Number and percentage of providers who developed service plans that addressed the individual’s personal goals. (Standard 508.1B.3.a.1-6)

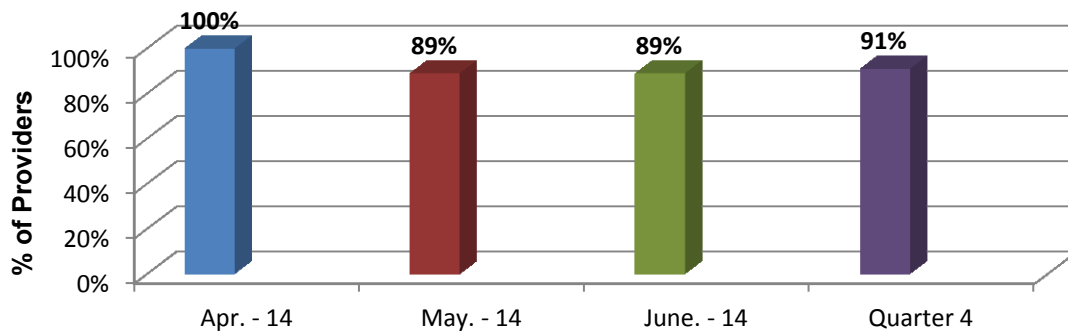
Chart 10: Personal Goals



Of the four providers reviewed for compliance with or investigated due to a complaint regarding this Standard in April, three (75%) were found to be in compliance. Of the nine providers reviewed or investigated in May, eight (89%) were in compliance. Five of nine (56%) of those reviewed or investigated in June were in compliance with the Standard. This resulted in an overall percentage of 73% for the quarter.

SP A3: Number and percentage of providers who developed service plans that address the individuals’ risk factors. (Standard 507.A)

Chart 11: Risk Factors

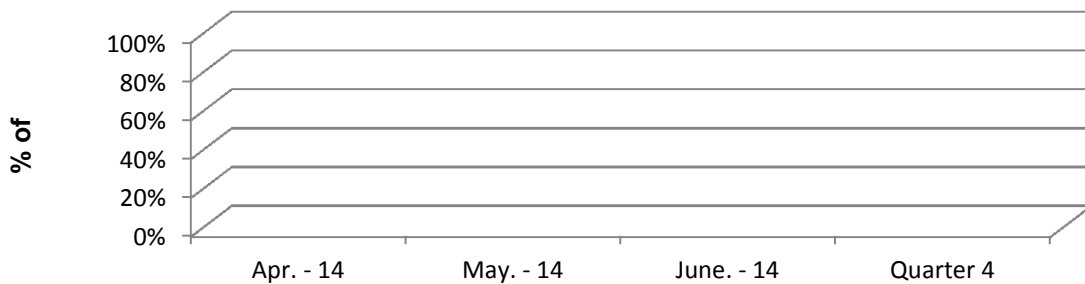


Of the four providers reviewed for compliance with or investigated due to a complaint regarding this Standard in April, four (100%) were found to be in compliance. Of the nine providers reviewed or investigated in May, eight (89%) were in compliance. Eight of nine (89%) of those reviewed or investigated in June were in compliance with the Standard. This resulted in an overall percentage of 91% for the quarter.

Subassurance B:

SP B1: DISCONTINUED APRIL 2014

Chart 12:



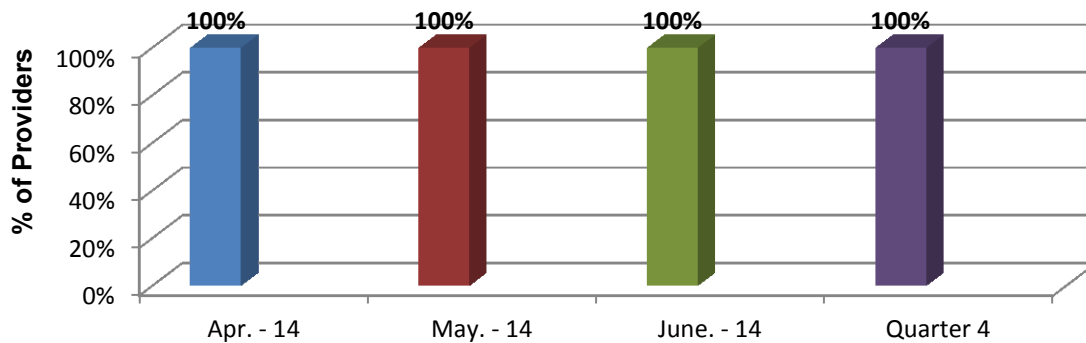
Subassurance C:

Service plans are updated or revised at least annually or when warranted by changes in the individuals' needs.

The State developed the following to measure compliance with Subassurance C:

SP C1: Number and percentage of providers who updated service plans at least annually. (Standard 509.B)

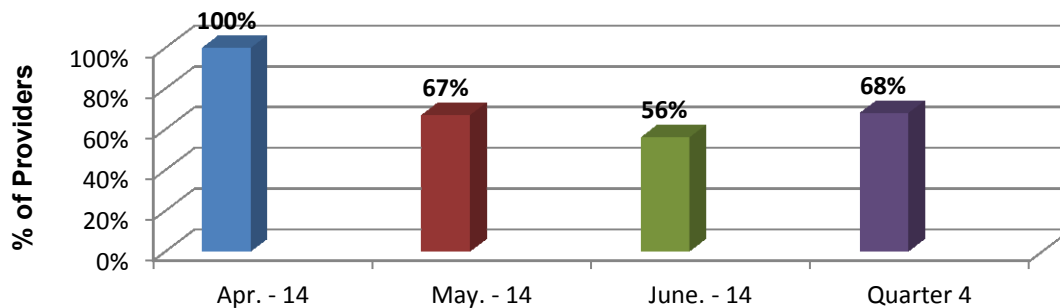
Chart 13: Updated Service Plans



Of the four providers reviewed for compliance with or investigated due to a complaint regarding this Standard in April, four (100%) were found to be in compliance. Of the nine providers reviewed or investigated in May, nine (100%) were in compliance. Nine of nine (100%) of those reviewed or investigated in June were in compliance with the Standard. This resulted in an overall percentage of 100% for the quarter.

SP C2: Number and percentage of providers who reviewed and revised service plans as warranted by changes in individual needs. (Standard 509.A or 510)

Chart 14: Individual Needs



Of the four providers reviewed for compliance with or investigated due to a complaint regarding this Standard in April, four (100%) were found to be in compliance. Of the nine providers reviewed or investigated in May, six (67%) were in compliance. Five of nine (56%) of those reviewed or investigated in June were in compliance with the Standard. This resulted in an overall percentage of 68% for the quarter.

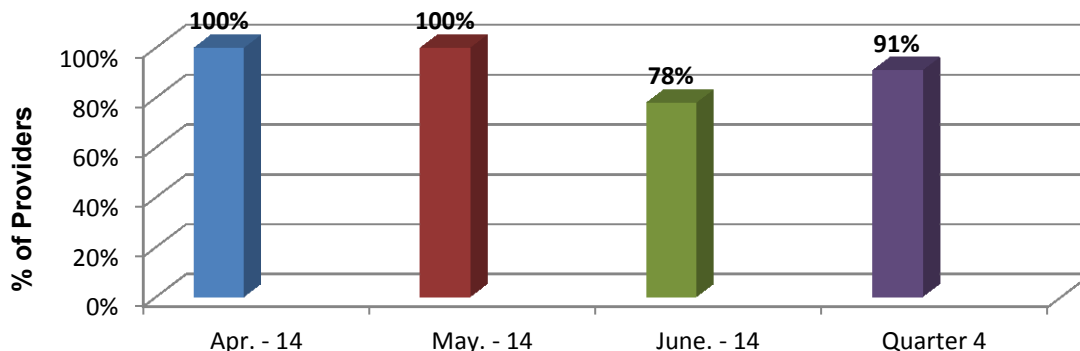
Subassurance D:

Services are delivered in accordance with the service plan, including the type, scope, amount, duration and frequency specified in the service plan.

The State developed the following to measure compliance with Subassurance D:

SP D1: Number and percentage of providers who delivered services in in the type, scope, amount, duration and frequency specified in the service plan. (Standard 508.1.B. 4 & 5 and 508.2.E.1-3)

Chart 15: Type, Frequency & Duration

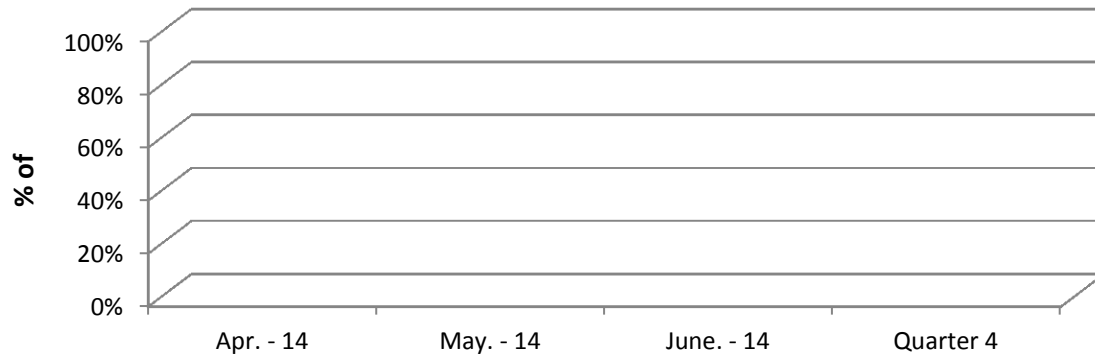


Of the four providers reviewed for compliance with or investigated due to a complaint regarding this Standard in April, four (100%) were found to be in compliance. Of the nine providers reviewed or investigated in May, nine (100%) were in compliance. Seven of nine (78%) of those reviewed or investigated in June were in compliance with the Standard. This resulted in an overall percentage of 91% for the quarter.

Subassurance E:

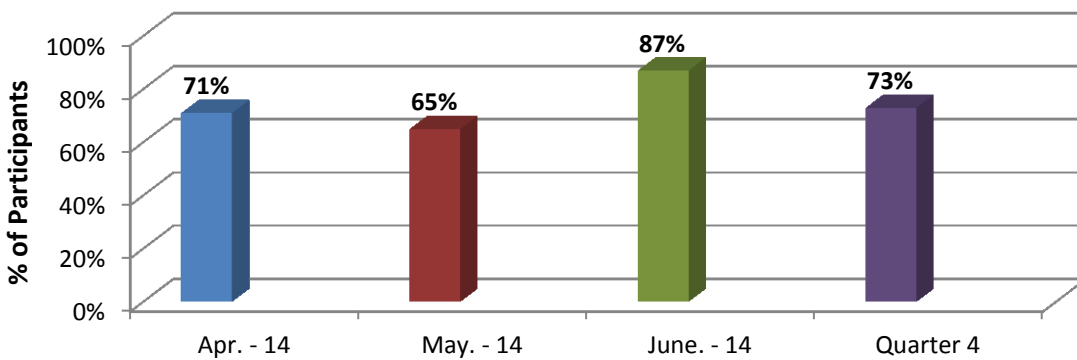
SP E1: DISCONTINUED APRIL 2014

Chart 16:



SP E2: Number and percentage of participants who were offered choice as indicated by an appropriately completed and signed freedom of choice form that specified choice of providers.

Chart 17: Choice of Provider



Of the 523 files reviewed for compliance with this requirement in April, 370 (71%) were found to be in compliance. Of the 342 files reviewed for compliance in May, 223 (65%) were in compliance. Two hundred thirty two of 268 (87%) of those reviewed in June were in compliance. This resulted in an overall percentage of 73% for the quarter.

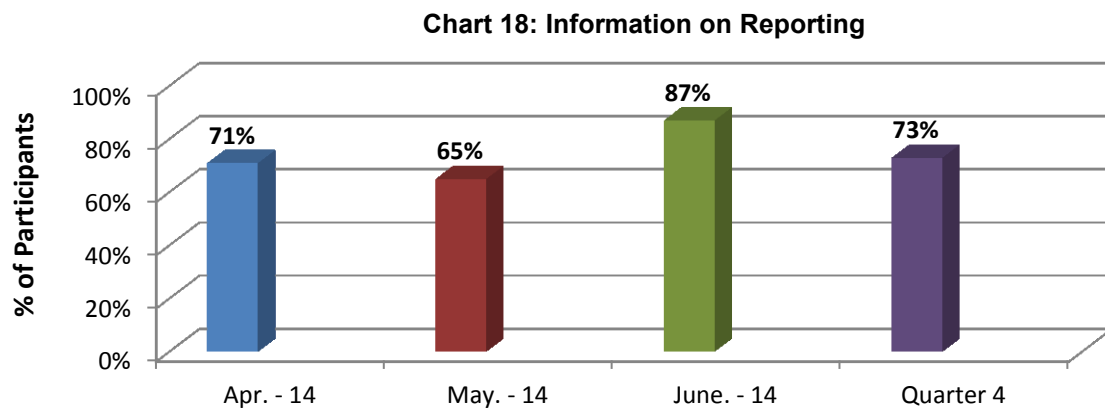
Health and Welfare

Health and Welfare Subassurance:

On an ongoing basis the State identifies, addresses and seeks to prevent instances of abuse, neglect and exploitation.

The State developed the following to measure compliance with the Health and Welfare Subassurance.

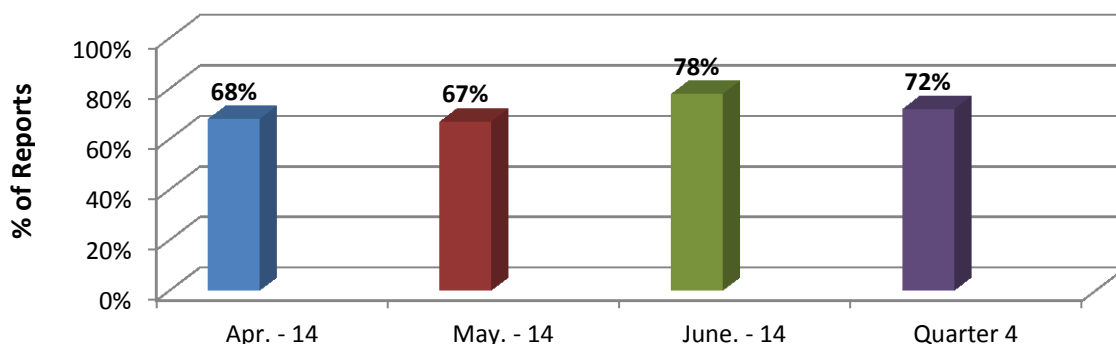
HW 1: Number and percentage of participants or legal guardians who received information about how to report abuse, neglect and exploitation as documented on the applicable form.



Of the 523 files reviewed for compliance with this requirement in April, 370 (71%) were found to be in compliance. Of the 342 files reviewed for compliance in May, 223 (65%) were in compliance. Two hundred thirty two of 268 (87%) of those reviewed in June were in compliance. This resulted in an overall percentage of 73% for the quarter.

HW 2: Number and percentage of critical incidents that were reported by the provider to DDS within required time frames.

Chart 19: Reporting Critical Incidents to DDS



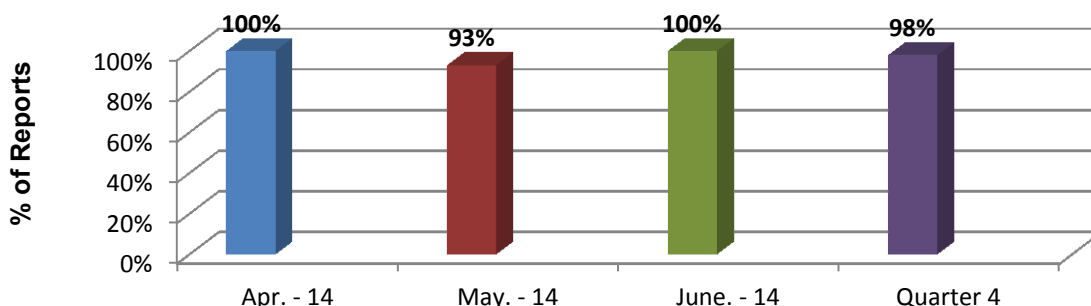
To be considered timely, the provider must report an incident within 2 business days of the incident. A critical incident is defined as death, suicidal behavior, suspected abuse and neglect by a staff person, a consumer whose location is unknown for 2 hours, use of a restrictive intervention and arrest of a consumer.

Of the 38 reports of critical incidents submitted in April, 26 (68%) were submitted timely. Of the 36 reports submitted in May, 24 (67%) were timely. Forty of 51 (78%) of those submitted in June were submitted timely. This resulted in an overall percentage of 72% for the quarter.

HW 3: Number and percentage of critical incidents that were reported to Adult Protective Services (APS) or Child Protective Services (CPS).

A critical incident is defined for this measure as suicidal behavior, suspected abuse and neglect by a staff person, a consumer whose location is unknown for 2 hours, use of a restrictive intervention and arrest of a consumer.

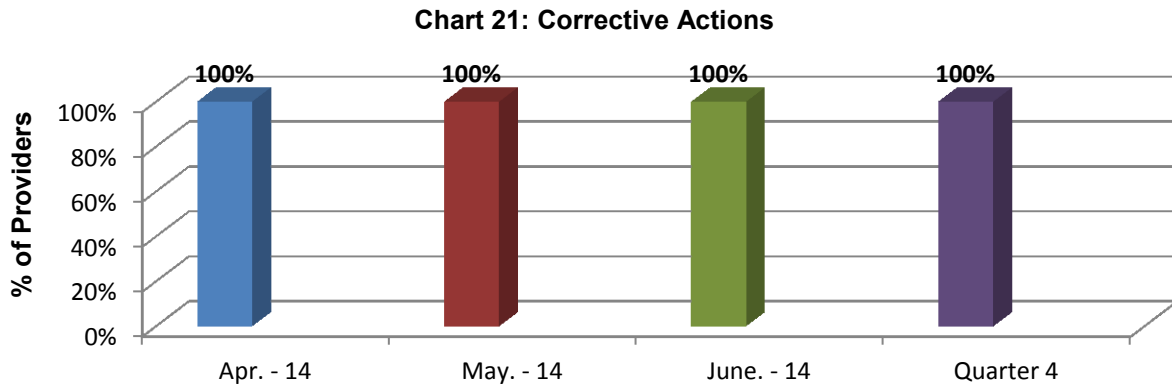
Chart 20: Reporting Critical Incidents to APS or CPS



Of the eight reports of critical incidents submitted in April, eight (100%) were submitted timely. Of the 14 reports submitted in May, 13 (93%) were timely. Twenty two of 22 (100%) submitted June were submitted timely. This resulted in an overall percentage of 98% for the quarter.

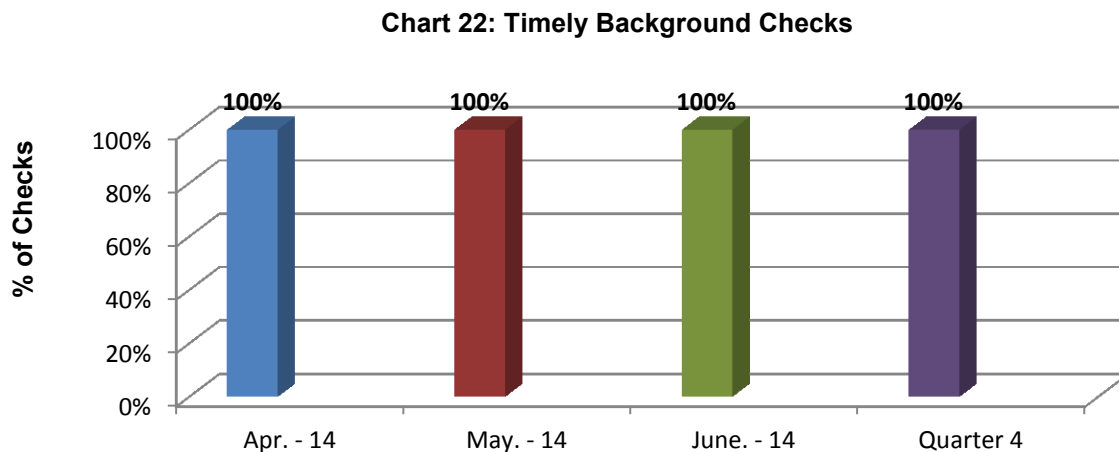
HW 4: Number and percentage of critical incidents where the provider took corrective actions to protect the health and welfare of the individual.

A critical incident is defined for this measure as suicidal behavior, suspected abuse and neglect by a staff person, a consumer whose location is unknown for 2 hours, use of a restrictive intervention and arrest of a consumer.



Of the 27 critical incidents reviewed for compliance with this requirement in April, 27 (100%) were found to be in compliance. Of the 63 critical incidents reviewed for compliance with this requirement in May, 63 (100%) were in compliance. Sixty one of 61 (100%) of those reviewed in June were in compliance with the requirement. This resulted in an overall percentage of 100% for the quarter.

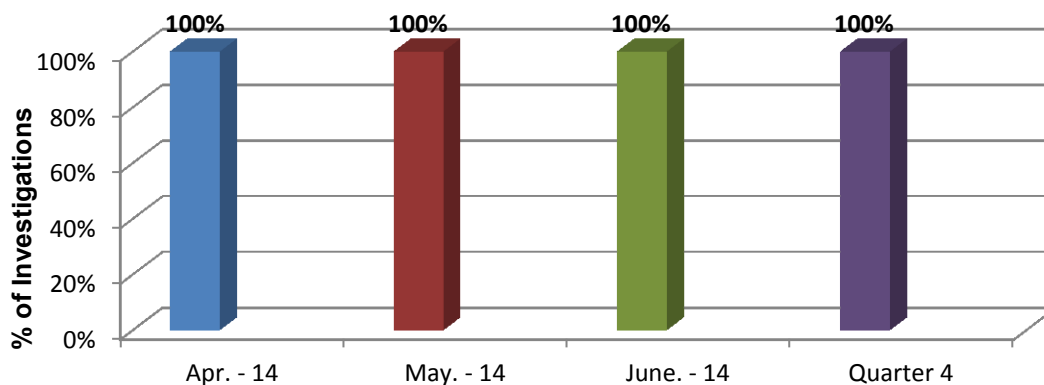
HW 5: Number and percentage of criminal background checks completed by DDS on a timely basis.



To be considered timely, the Background Check Unit must complete the check within 14 days of the date they receive the request. Of the 116 received in April, 116 (100%) were completed timely. Of the 164 received in May, 164 (100%) were completed timely. One hundred forty seven of 147 (100%) received in June were completed timely. This resulted in an overall percentage of 100% for the quarter.

HW 6: Number and percentage of complaint investigations that were completed on a timely basis.

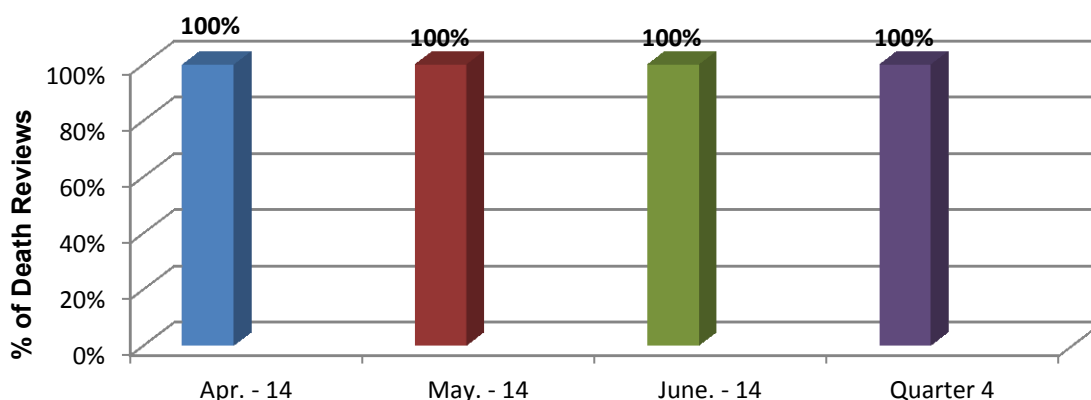
Chart 23: Timely Investigations



To be considered timely, the Investigation Unit must complete an investigation within 30 calendar days. Of the two complaints received in April, two (100%) were completed timely. Of the three received in May, three (100%) were completed timely. Five of five (100%) of those received in June were completed timely. This resulted in an overall percentage of 100% for the quarter.

HW 7: Number and percentage of reported deaths that were reviewed by the Pre-Mortality Review Committee on a timely basis.

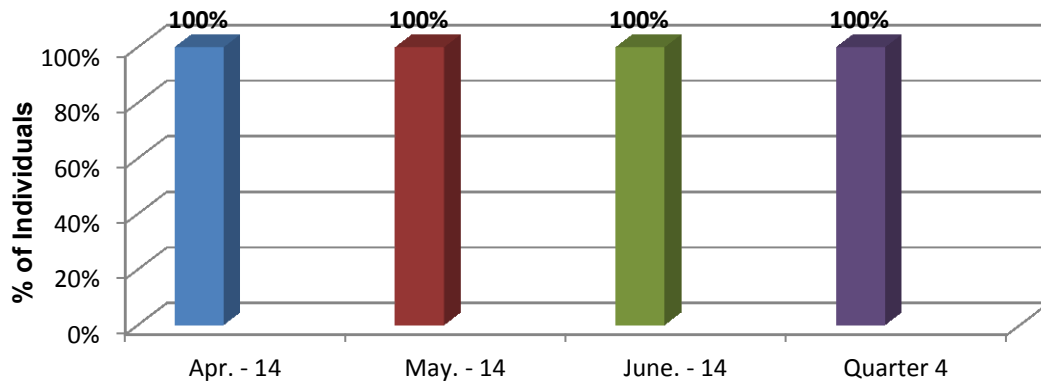
Chart 24: Death Reviews



To be considered timely, the Committee must review the circumstances of a death within 9 months of the date the death occurred. Of the 10 deaths reviewed in April, 10 (100%) were completed timely. Of the 10 deaths reviewed in May, 10 (100%) were completed timely. Ten of 10 (100%) of the deaths reviewed in June were completed timely. This resulted in an overall percentage of 100% for this quarter.

HW 8: Number and percentage of individuals for whom the provider adhered to DDS requirements for the use of restrictive interventions.

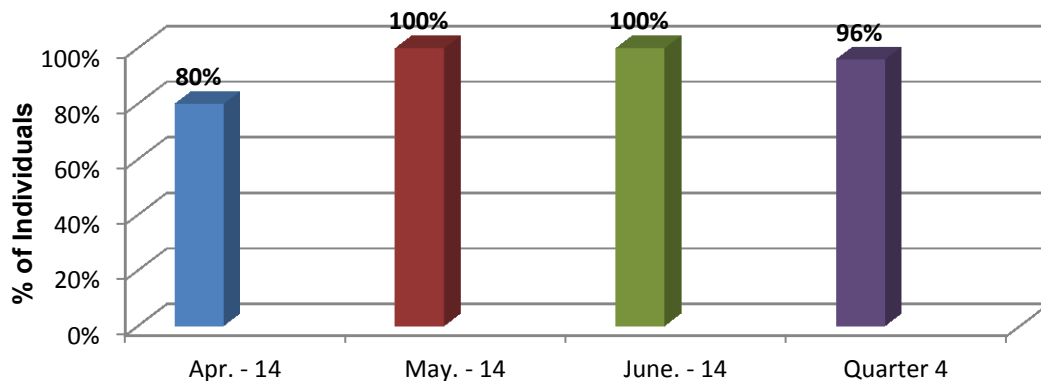
Chart 25: Restrictive Interventions



Of the 12 Incident Reports describing the use of a restrictive intervention reviewed for compliance with requirements in April, 12 (100%) were found to be in compliance. Of the nine Incident Reports reviewed in May, nine (100%) were in compliance. Eighteen of 18 (100%) of those reviewed in June were in compliance with the requirement. This resulted in an overall percentage of 100% for the quarter.

HW 9: Number and percentage of providers who demonstrate responsibility for maintaining overall health care standards.

Chart 26: Health Care Standards



Of the five providers reviewed for compliance with or investigated due to a complaint regarding this Standard in April, four (80%) were found to be in compliance. Of the nine providers reviewed or investigated in May, nine (100%) were in compliance. Nine of nine (100%) of those reviewed or investigated in June were in compliance with the Standard. This resulted in an overall percentage of 96% for the quarter.

Standards

Standard 301.1.E. h & i (QP C1)

301.1 All personnel shall receive initial and annual competency-based training to include, but not limited to:

E. Legal

h. Ark. Code Ann. §§5-28-101 – 5-28-109; --Abuse of Adults

i. Ark. Code Ann. §§12-12-501 – 12-12-515; --Arkansas Child Maltreatment Act

Standard 301.5.4 (QP C2)

301.5. Training Requirements for direct care staff

4. Prior to beginning service delivery, direct care staff must receive a minimum of six of the required 12 training hours in the individual's plan of care and specific health and safety needs (medication, positive behavior programming, etc.).

Documentation of the training shall be maintained in the staff's personnel file and shall be evidenced by the signatures of the trainer and the direct care staff, the date the training was provided and the specific information covered.

Standard 507 (SP A1)

507. A service needs assessment must be completed on every individual seeking services. A copy of the assessment must be maintained on file in the individual's file.

Standard 508.1B.3.a. 1-6 (SP A2)

508.1 The Individualized Plan of care:

B. Shall Identify:

3. Long-range goals (addressing a period of 3-5 years) and annual goals

- a. Individuals shall have a person-centered plan of care. The planning process shall support the individual in decision making and choosing options by:
 1. Actively involving the individual in the person-centered plan development and implementation
 2. Reflect the individual's choice of services which are relevant to the individual's age, abilities, life goals/outcomes
 3. Address areas such as the individual's health, safety and challenging behaviors which may put the individual at risk
 4. Demonstrates the rights and dignity of individual/ family
 5. Incorporates the culture and value system of the individual
 6. Ensures the individual's orientation and integration to the community, its services and resources.

Standard 507.A (SP A3)

507. A service needs assessment must be completed on every individual seeking services. A copy of the assessment must be maintained on file in the individual's file.

A. A Health and Safety Assurances Assessment shall be included as a component of the needs assessment in order to safeguard the individual against physical, mental and behavioral risks.

Standard 509 B (SP C1)

509 Continued Stay Review Service Objectives

B. The organization shall develop and implement a new plan annually and submit to DDS for approval.

Standard 509 A (SP C2)

509 Continued Stay Review
Service Objectives

A. Shall be reviewed on a regular basis with respect to expected outcomes.

Standard 510 (SP C2)

510 Every 90 days of service delivery, the service provider shall complete a quarterly report on the goals/objectives of the plan of care. If needed, modifications may be made with meeting of entire team. Quarterly reports must be specific to reflect the individual's performance concerning goals and short-term objectives as specified in the plan of care and shall be based on the case notes for the reporting period.

Standard 508.1.B.4 & 5 (SP D1)

508.1 The Individualized Plan of care:

B. Shall Identify:

4. Specific measurable objectives.
5. Daily schedule of direct service hours

Standard 508.2.E.1-3 (SP D1)

508.2 E. Target dates (for habilitation goals):

1. The target date shall be individualized and noted at the same time of the initiation date and the projected date when the individual can realistically be expected to achieve an objective.
2. The target date shall be used as a prompt to see if expectations for the individual are realistic in relation to attainment and appropriateness of goals and objectives. If the starting or target dates need to be revised, mark through, initial and put in a new date.
3. The ending date shall be entered in as the person completes each objective.

Standard 704.B (HW 9)

- 704 The Case Manager (CM) is responsible for locating, coordinating and monitoring:
B. Needed medical, social, educational and other services