

**Division of Medical Services Quality Assurance  
Home and Community Based Services (HCBS) Waivers  
2011 Annual Report**

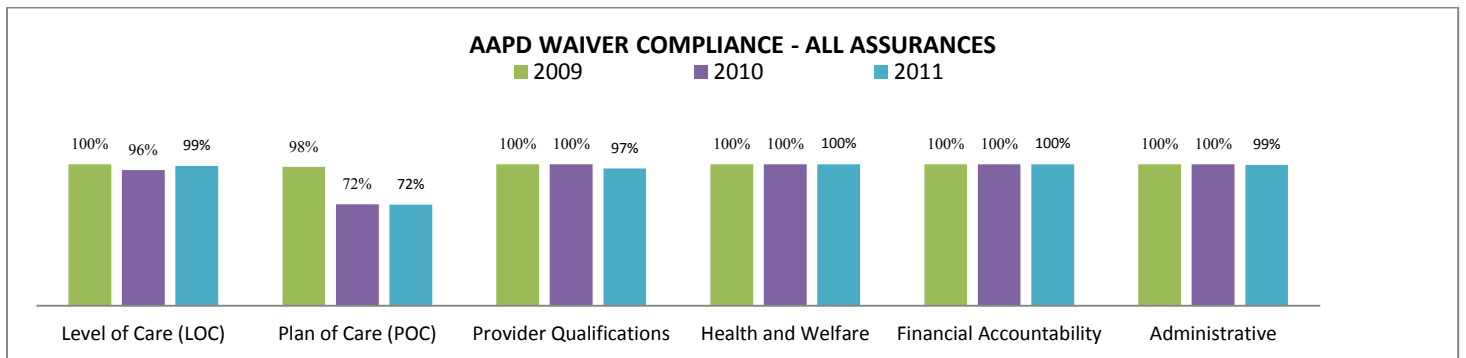
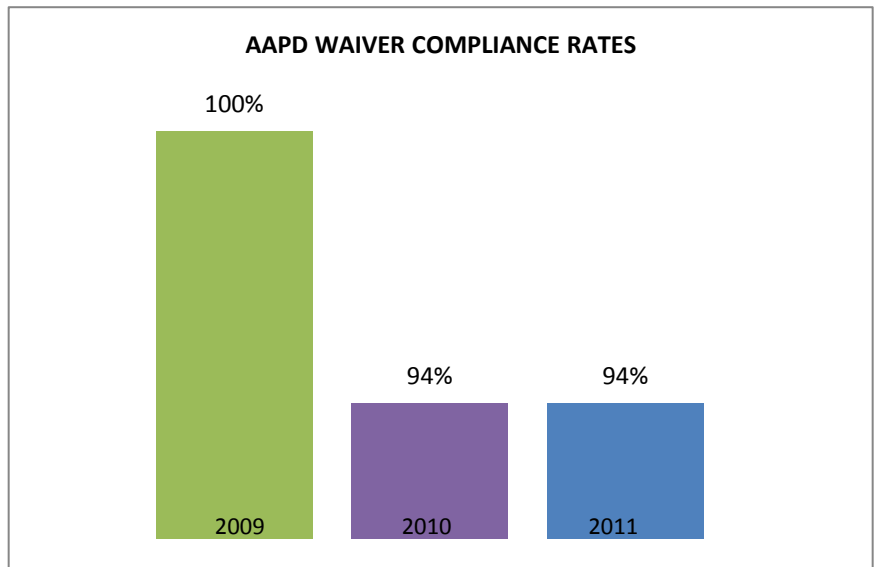
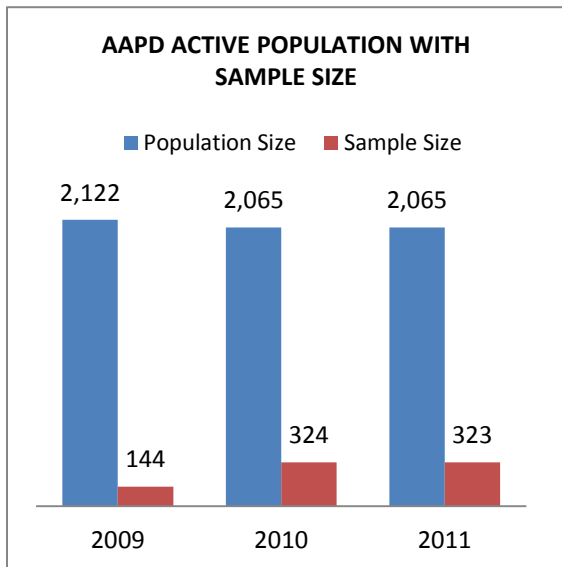
January 10, 2014

**Alternatives for Adults with Physical Disabilities**

A systematic random sampling of the active case population was drawn. The population size is 2,065 with a sample size of 323. For each assurance (level of care, plan of care, provider qualifications, health and welfare, financial accountability) several measures have been identified to determine if the operating agency is in compliance with the approved waiver document.

ASSURANCE	% COMPLIANCE
Level of Care (LOC)	99.0%
Plan of Care (POC)	72.0%
Provider Qualifications	97.0%
Health and Welfare	100%
Financial Accountability	100%
Administrative Authority	99.0
<b>Average Total Compliance Rate for Chart Reviews</b>	
	<b>94.4%</b>
Provider Certification	96.0%
Freedom of Choice Reports	93.4%
DAAS Daily Waiver Update Error Report	81.0%
DAAS Daily LTC Update Error Report	89.0%

\*Period of Performance January 1, 2011 through December 31, 2011



**Division of Medical Services Quality Assurance  
Home and Community Based Services (HCBS) Waivers  
2011 Annual Report**

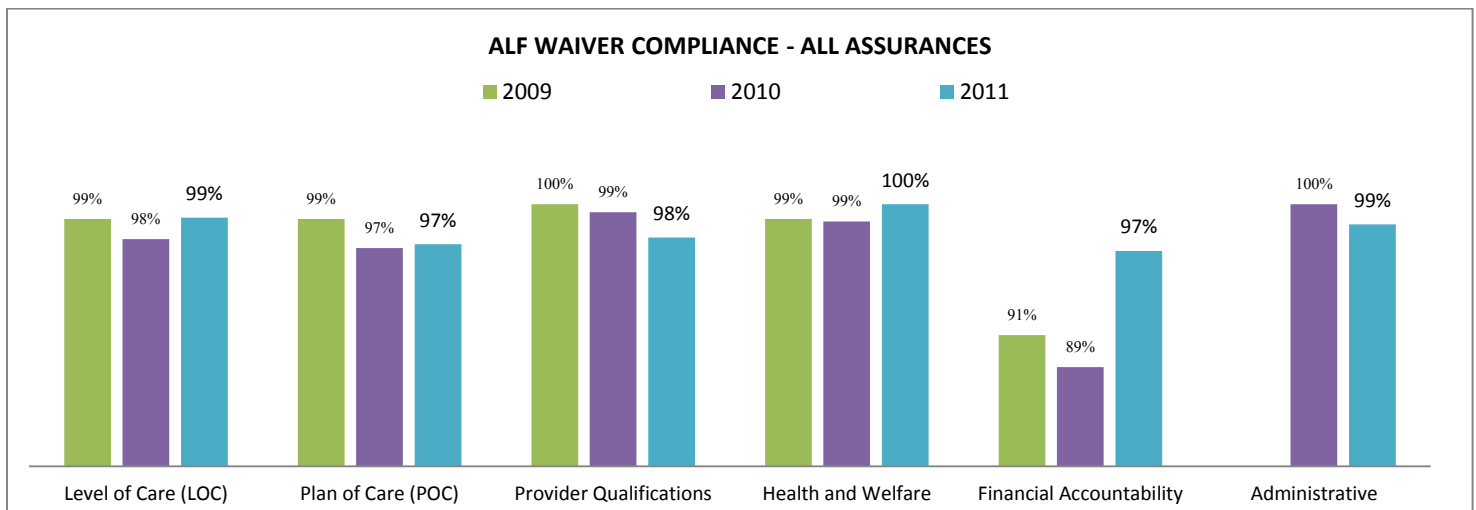
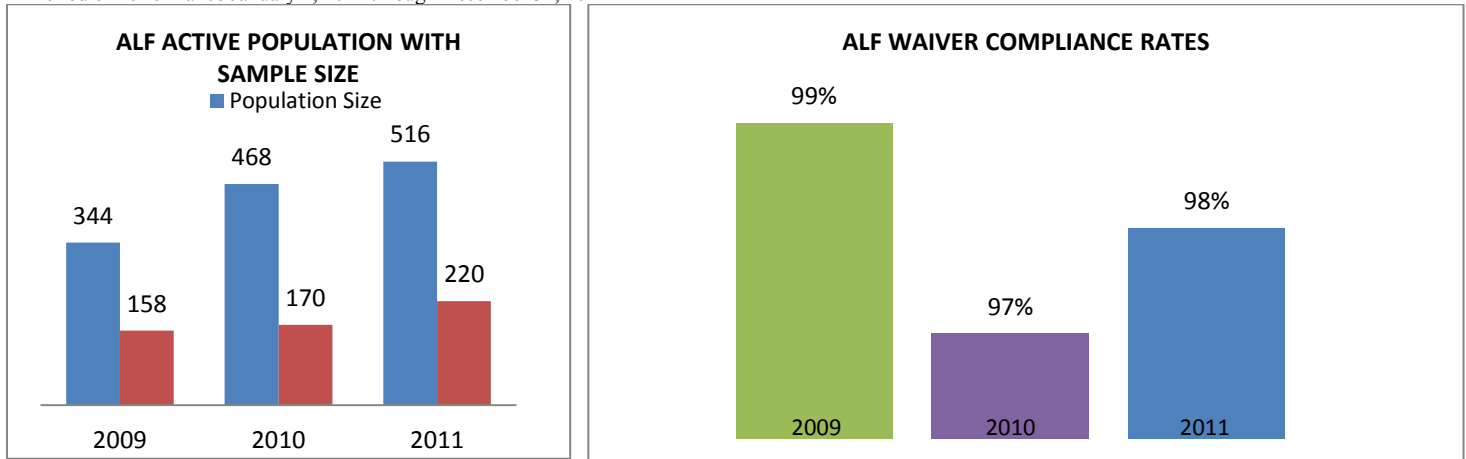
January 10, 2014

**Living Choices/Assisted Living (ALF)**

A systematic random sampling of the active case population was drawn. The population size is 516 with a sample size of 220. For each assurance (level of care, plan of care, provider qualifications, health and welfare, financial accountability) several measures have been identified to determine if the operating agency is in compliance with the approved waiver document.

ASSURANCE	% COMPLIANCE
Level of Care (LOC)	99.0%
Plan of Care (POC)	97.0%
Provider Qualifications	98.0%
Health and Welfare	100%
Financial Accountability	97.0%
Administrative Authority	99.0%
<b>Average Total Compliance Rate for Chart Reviews</b>	
	<b>98.0%</b>
Provider Certification	92.0%
Freedom of Choice Reports	74.0%
DAAS Daily Waiver Update Error Report	81.0%
DAAS Daily LTC Update Error Report	89.0%

\*Period of Performance January 1, 2011 through December 31, 2011



**Division of Medical Services Quality Assurance  
Home and Community Based Services (HCBS) Waivers  
2011 Annual Report**

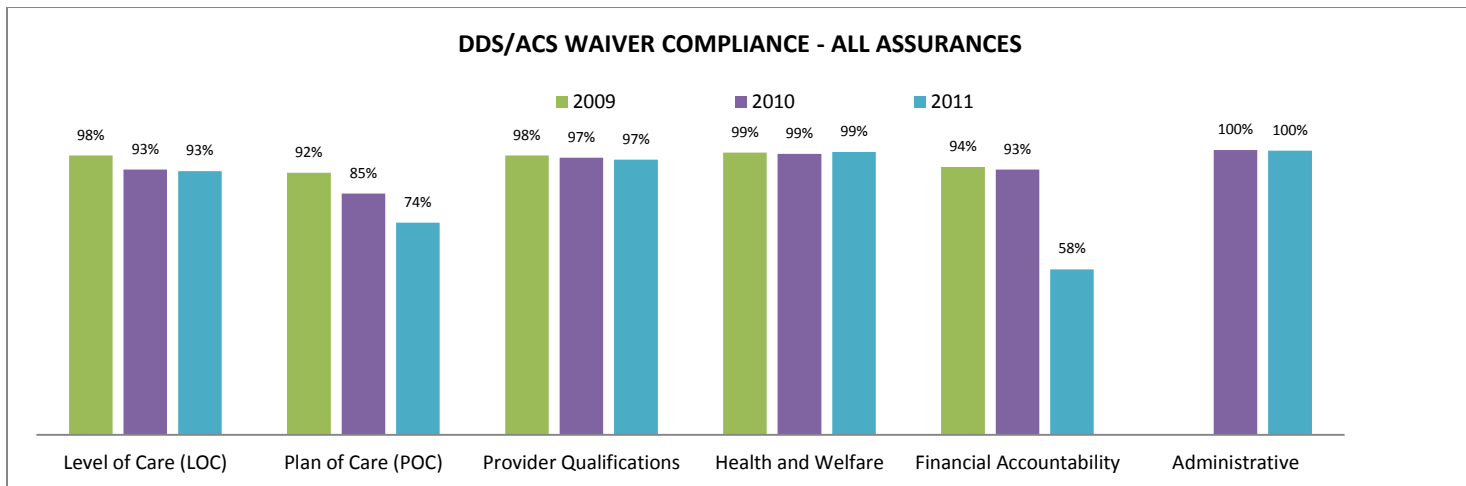
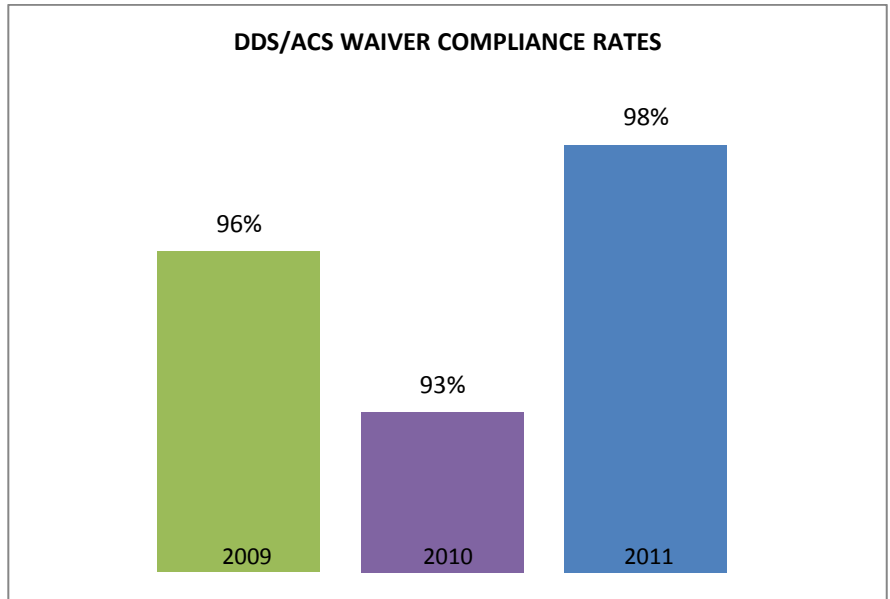
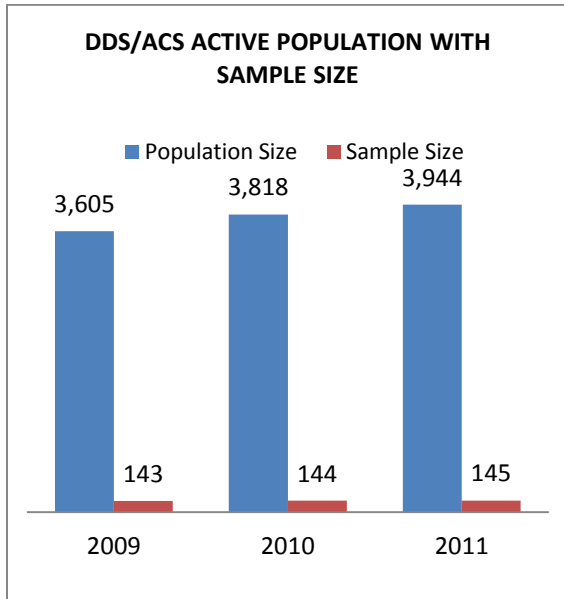
January 10, 2014

**Developmental Disabilities Services – Alternative Community Services Waiver (DDS/ACS)**

A systematic random sampling of the active case population was drawn. The population size is 516 with a sample size of 220. For each assurance (level of care, plan of care, provider qualifications, health and welfare, financial accountability) several measures have been identified to determine if the operating agency is in compliance with the approved waiver document.

ASSURANCE	% COMPLIANCE
Level of Care (LOC)	93.0%
Plan of Care (POC)	74.0%
Provider Qualifications	97.0%
Health and Welfare	99.0%
Financial Accountability	58.0%
Administrative Authority	100%
<b>Average Total Compliance Rate for Chart Reviews</b>	
	<b>98.0%</b>
Provider Certification	93.0%

\*Period of Performance January 1, 2011 through December 31, 2011



**Division of Medical Services Quality Assurance  
Home and Community Based Services (HCBS) Waivers  
2011 Annual Report**

January 10, 2014

**ElderChoices (EC)**

A systematic random sampling of the active case population was drawn. The population size is 516 with a sample size of 220. For each assurance (level of care, plan of care, provider qualifications, health and welfare, financial accountability) several measures have been identified to determine if the operating agency is in compliance with the approved waiver document.

ASSURANCE	% COMPLIANCE
Level of Care (LOC)	100%
Plan of Care (POC)	58.0%
Provider Qualifications	98.0%
Health and Welfare	99.0%
Financial Accountability	88.0%
Administrative Authority	99.0%
<b>Average Total Compliance Rate for Chart Reviews</b>	<b>90.0%</b>
Provider Certification	93.0%
Freedom of Choice Reports	74.0%
DAAS Daily Waiver Update Error Report	81.0%
DAAS Daily LTC Update Error Report	90.0%

\*Period of Performance January 1, 2011 through December 31, 2011

