

Q4

FY 2018



Division of Youth Services

QUARTERLY STATISTICAL REPORT

4th Quarter FY 2018
(April 2018-June 2018)

Arkansas Division of Youth Services FY 2018 4th Quarter Statistical Report

Table of Contents

| | |
|--|----|
| DYS FY 2018 Statistics-Summary for Fourth Quarter | 2 |
| DYS Core Beliefs and Mission Statements | 4 |
| Figure 1: Commitments by Offense | 5 |
| Figure 2: First Commitments vs. Recommits | 6 |
| Figure 3: Violent vs. Non-Violent Offenses | 6 |
| Figure 4: Commitments by Age, Gender and Race | 7 |
| Figure 5: Commitments by Age and Gender | 8 |
| Figure 6: Commitments by Race | 9 |
| Figure 7: Commitments by Race by County | 10 |
| Figure 8: Commitments by District | 12 |
| Figure 9: Commitments by District by Year | 13 |
| Figure 10: Total Commitments for Quarter with Reference to Previous Years | 15 |
| Figure 11: Youth Served by Community-Based Provider (CBP) Services | 16 |
| <i>Appendix I: Map of AR DYS Treatment Centers, Programs, and Providers</i> | 17 |
| <i>Appendix II: Map of AR Juvenile Detention Centers</i> | 18 |
| <i>Appendix III: Map of AR Judicial Districts and List of Juvenile Judges</i> | 19 |

DYS FY 2018 Fourth Quarter Statistics – Summary

Total Commitments for Fourth Quarter FY 2016-2018

2018 = 101 2017 = 121 2016-122

Commitments by Offense (Figure 1)

Felony = 60% Misdemeanor = 37%

First Commitments vs. Recommits (Figure 2)

First Commits = 73% Recommits = 27%

Violent vs. Non-Violent Offenses (Figure 3)

Violent offenses = 10% Non-violent offenses = 91%

Commitments by Age, Gender, Race (Figure 4, 5, 6)

Total commitments, gender: 79% male, 21% female

AR youth population, gender: 51% male, 49% female

Total commitments, race: 50% African American, 40% white, 10% other

AR youth population, race: 20% African American, 77% white, 3% other

Ages of committed youth: 12-18 years

Over half of total commitments were between 16-17 years

Commitments by County (Figure 7)

Top committing counties this quarter

1) Columbia (10)

2) Pulaski (7)

3) Sebastian, Union, White (6)

Commitments by District (Figure 8)

Top committing districts this quarter

1) 13th (21)

2) 6th (7)

3) 12th, 11th-West, 17th (6)

Quarterly Commitments by District—3-year Comparison (Figure 9)

Largest reduction in commitments

- 1) 2nd (-13) Clay, Crittenden, Greene, Mississippi, and Poinsett counties
- 2) 10th (-9) Ashley, Bradley, Chicot, Desha, and Drew counties

Largest increase in commitments

- 1) 13th (+10)
- 2) 4th (+3)

Youth Served by Community Based Providers (CBP) Services (Figure 11)

Top districts with youth and families served

- 1) 2nd (248)
- 2) 4th (193)
- 3) 5th (176)

DYS Programs Map (Appendix I)

DYS residential treatment facilities (AJATC + 6) = 7

Community-based service providers = 13

Specialized residential programs = 10

Juvenile Detention Center Map (Appendix II)

Total number of county-operated detention centers = 14

DYS-JDC Intergovernmental Agreements = 6

Judicial Districts Map (Appendix III)

Number of counties in Arkansas = 75

Number of circuit court districts in Arkansas = 28

Number of Arkansas judges who adjudicate juveniles = 6

Note: Format for the DYS FY2018 Annual Report and future DYS Quarterly Statistical Reports will include comparison to previous quarters/years, more information on diversion and community based services, and additional context on various statistics.

**Arkansas Division of Youth Services
Core Beliefs and Mission
July 2017**

1. Youth are best served in **least-restrictive settings located close to home**, when appropriate, evidence-based rehabilitative service are available and removing youth from the home should be the option of last resort.
2. Families, schools, law enforcement and courts need a **wide array of service options**, including graduated sanctions outside the courtroom.
3. **Decision-making should be data-driven**, and programs and services should be supported by data demonstrating their effectiveness in improving outcomes for youth and families.
4. Effective community based services can **reduce the use of confinement and commitment to DYS** and result in significant fiscal savings in state revenue.
5. Treatment and placement decisions should be **individualized, based on comprehensive, standardized assessment, and actively involve youth and families** in the planning processes.
6. All youth in DYS custody should be provided **effective education and vocational training** opportunities.
7. **Limited length of stay recommendations** should recognize that effectiveness of treatment provided in institutional settings is diminished after six months, notwithstanding correctional and public safety goals.
8. **Collaboration with local school districts** is critical to successful prevention, aftercare and re-entry for DYS youth.
9. **Funding allocation across residential and community-based services** must be rebalanced.
10. All children and youth in the state should have **equal opportunities for services and success**, without regard to gender, race or ethnicity, disability, geographic location, or income level.

DYS Mission

The Arkansas Division of Youth Services works with judges, providers, schools, and other stakeholders to provide a continuum of individualized rehabilitative services and sanctions for at-risk and adjudicated youth and their families. Services will provide alternatives to confinement or commitment to DYS and/or support transition of youth back into their homes, schools and communities. Treatment plans for both youth and families will rely on results of individualized risk and needs assessment, and promote positive growth, educational and vocational development, self-sufficiency, and accountability.

6/30/17 bg

Figure 1: Commitments by Offense

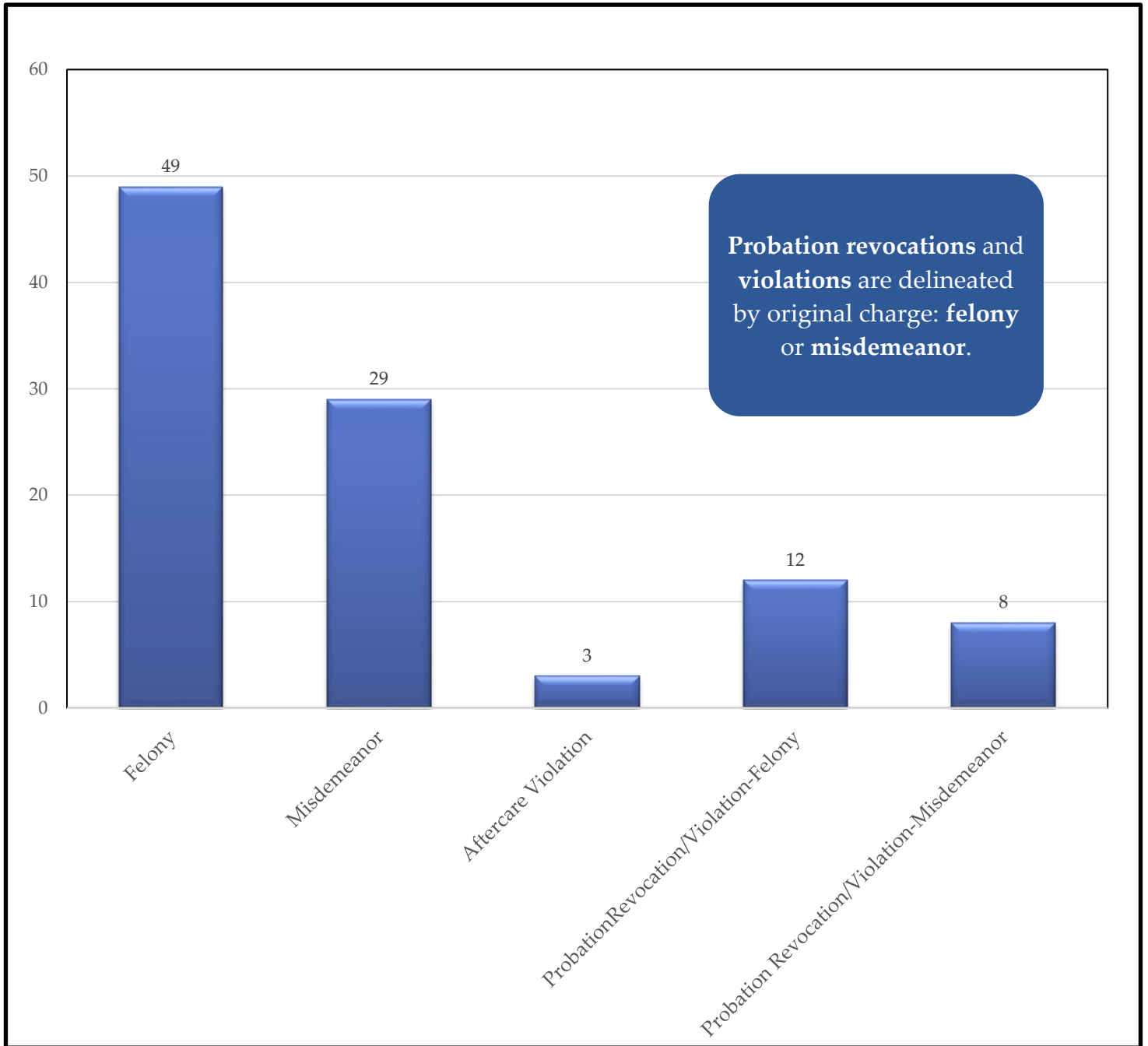
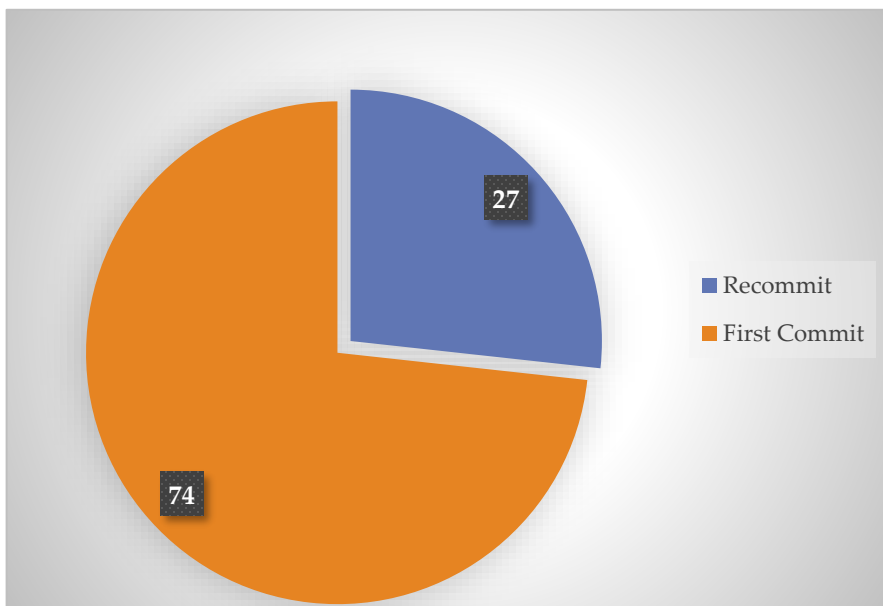


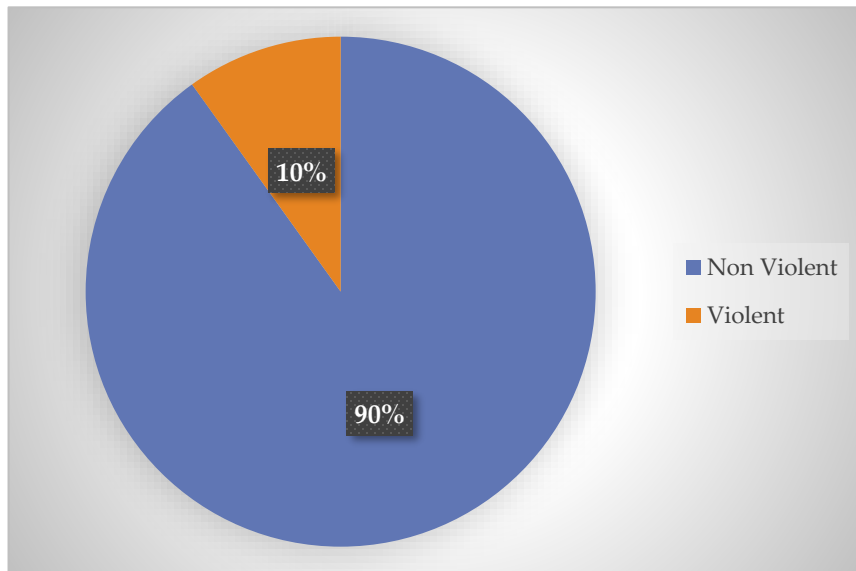
Figure 2: First Commitments vs. Recommits



WHAT ARE RECOMMITTS?

Recommit(ment)s represent youth who have been previously committed to DYS and received a new order of commitment this quarter; in short, this is not their first time in DYS custody.

Figure 3: Violent vs. Non-Violent Offenses



Violent Offenses are defined by Arkansas § 5-73-104 (d)(2) including attempts, solicitation or conspiracy to commit.

VIOLENT OFFENSES:

- 1st & 2nd degree Murder
- Kidnapping
- Aggravated Robbery
- Rape
- 1st degree Battery
- Terroristic Act
- 1st & 2nd degree Sexual Assault
- 1st degree Domestic Battery
- Residential Burglary
- Aggravated Residential Burglary
- Unlawful Discharge of a Firearm from a Vehicle
- Criminal Use of a Firearm from a Vehicle (FB)
- Capital Murder

Figure 4: Commitments by Age, Gender, and Race

| Age (yrs.) | African-American | | White | | Other | | TOTAL |
|---------------|------------------|----------|-----------|-----------|----------|----------|------------|
| | male | female | male | female | male | female | |
| 12 | 1 | | | | 1 | | 2 |
| 13 | 1 | 1 | 1 | 1 | | | 4 |
| 14 | 3 | | 3 | 4 | 1 | | 11 |
| 15 | 6 | 2 | 8 | 1 | | | 17 |
| 16 | 10 | 1 | 13 | 5 | 3 | 1 | 33 |
| 17 | 13 | | 11 | 3 | 2 | 2 | 31 |
| 18 | 2 | | 1 | | | | 3 |
| TOTAL | 36 | 4 | 37 | 14 | 7 | 3 | 101 |

Figure 5: Commitments by Age and Gender

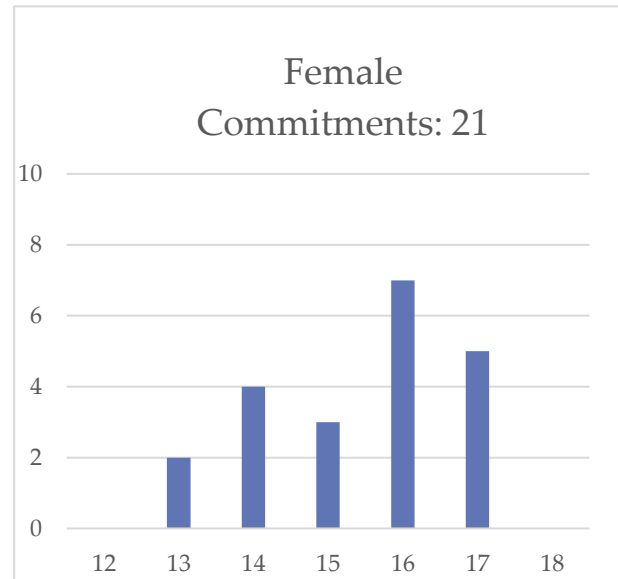
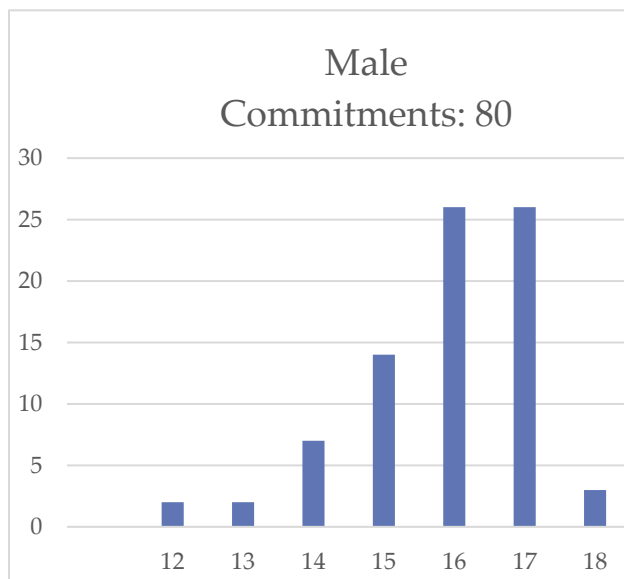
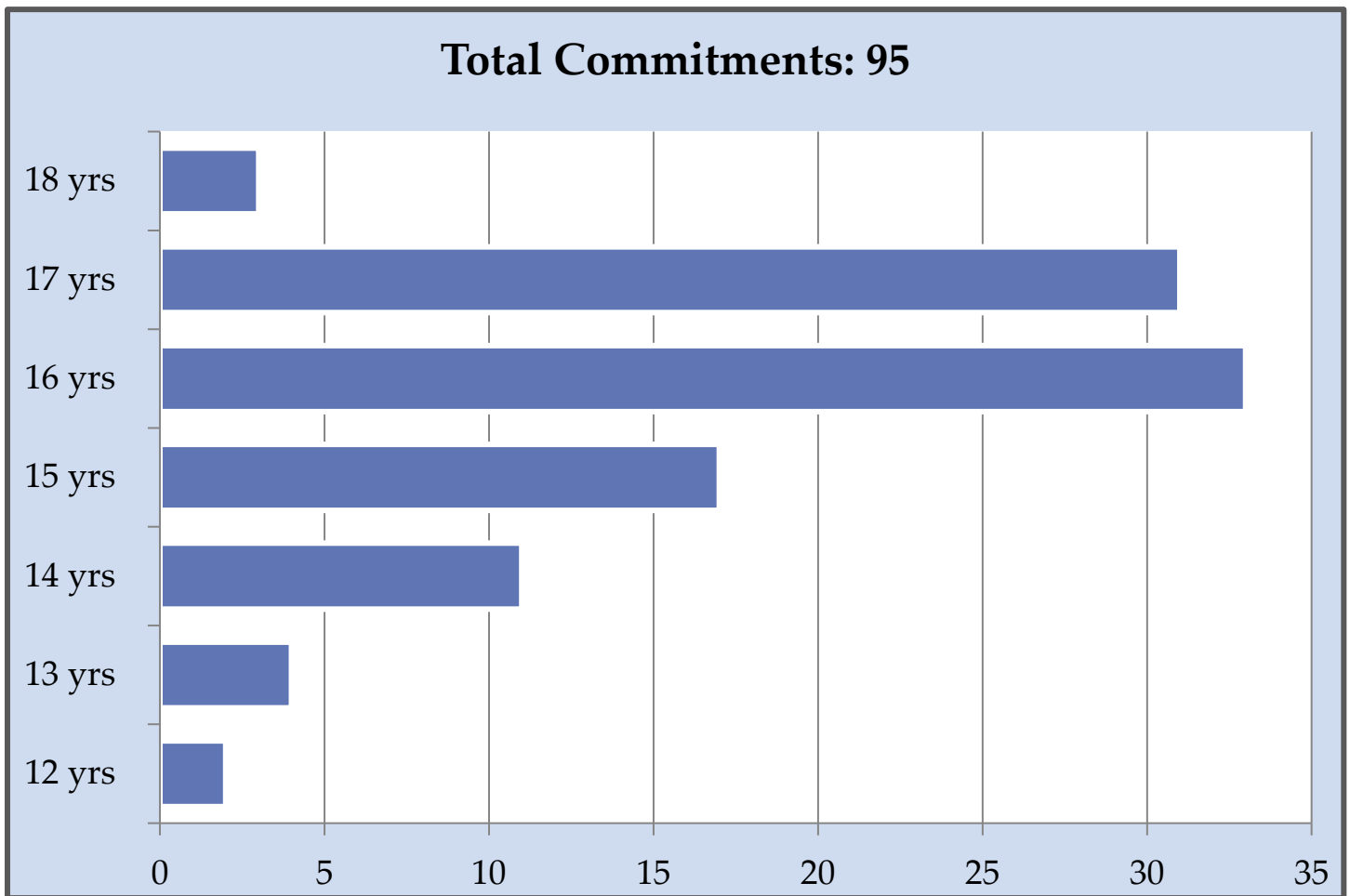
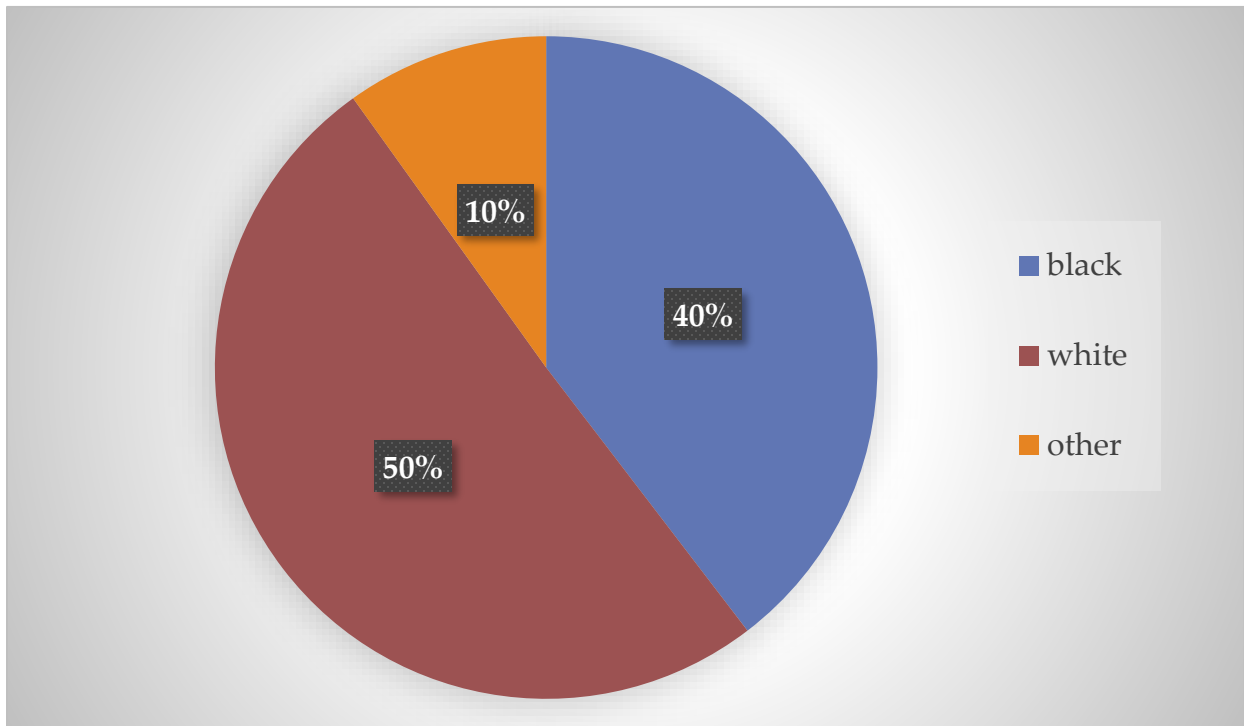


Figure 6: Commitments by Race



Statewide, **African-American** youth make up **20 percent** of the adolescent population, while **white** youth account for **77 percent**.

Data Source:

https://www.ojjdp.gov/ojstatbb/ezapop/asp/comparison_display.asp

Figure 7: Commitments by Race by County

| Committing County | African-American | White | Other | TOTAL |
|-------------------|------------------|-------|-------|-------|
| Arkansas | | | | |
| Ashley | | | | |
| Baxter | | | | |
| Benton | | | 1 | 1 |
| Boone | | | | |
| Bradley | 1 | | | 1 |
| Calhoun | 1 | | | 1 |
| Carroll | | | | |
| Chicot | | | | |
| Clark | | 2 | | 2 |
| Clay | | | | |
| Cleburne | | | | |
| Cleveland | | | | |
| Columbia | 9 | 1 | | 10 |
| Conway | | 2 | | 2 |
| Craighead | | 1 | 1 | 2 |
| Crawford | | 3 | | 3 |
| Crittenden | 2 | | | 2 |
| Dallas | 2 | | | 2 |
| Desha | | | | |
| Drew | | | | |
| Faulkner | | | | |
| Franklin | 2 | | | 2 |
| Fulton | 1 | | | 1 |
| Garland | | | | |
| Grant | | 4 | | 4 |
| Greene | | | | |
| Hempstead | | | | |
| Hot Spring | 1 | 2 | | 3 |
| Howard | 1 | 2 | | 3 |
| Independence | | | | |
| Izard | 1 | 1 | | 2 |
| Jackson | | | | |
| Jefferson | | | | |
| Johnson | 2 | 2 | 1 | 5 |
| Lafayette | | 2 | | 2 |
| Lawrence | | | | |
| Lee | | | | |
| Lincoln | | | | |

*

NOTE

Zeros have been omitted from this chart for visual clarity

*

Figure 7: Commitments by Race by County (continued)

| Committing County | African-American | White | Other | TOTAL |
|-------------------|------------------|-----------|----------|------------|
| Little River | | | | |
| Logan | | | | |
| Lonoke | | | | |
| Madison | | | | |
| Marion | | | | |
| Miller | 3 | 2 | | 5 |
| Mississippi | 1 | | | 1 |
| Monroe | | | | |
| Montgomery | | | | |
| Nevada | | | | |
| Newton | | | | |
| Ouachita | 2 | 1 | 1 | 4 |
| Perry | | | | |
| Phillips | 1 | | | 1 |
| Pike | | 1 | | 1 |
| Poinsett | | | | |
| Polk | | | | |
| Pope | | | | |
| Prairie | | | | |
| Pulaski | 7 | | | 7 |
| Randolph | | 1 | | 1 |
| Saint Francis | | | | |
| Saline | | 1 | 1 | 2 |
| Scott | | 1 | | 1 |
| Sebastian | 2 | 2 | 2 | 6 |
| Sevier | | | 1 | 1 |
| Sharp | | 4 | | 4 |
| Stone | | | | |
| Union | 3 | 1 | 1 | 6 |
| Van Buren | | 2 | | 2 |
| Washington | | 3 | | 3 |
| White | 1 | 5 | | 6 |
| Woodruff | | | | |
| Yell | 1 | | | 1 |
| TOTAL | 40 | 51 | 9 | 101 |

Figure 8: Commitments by District

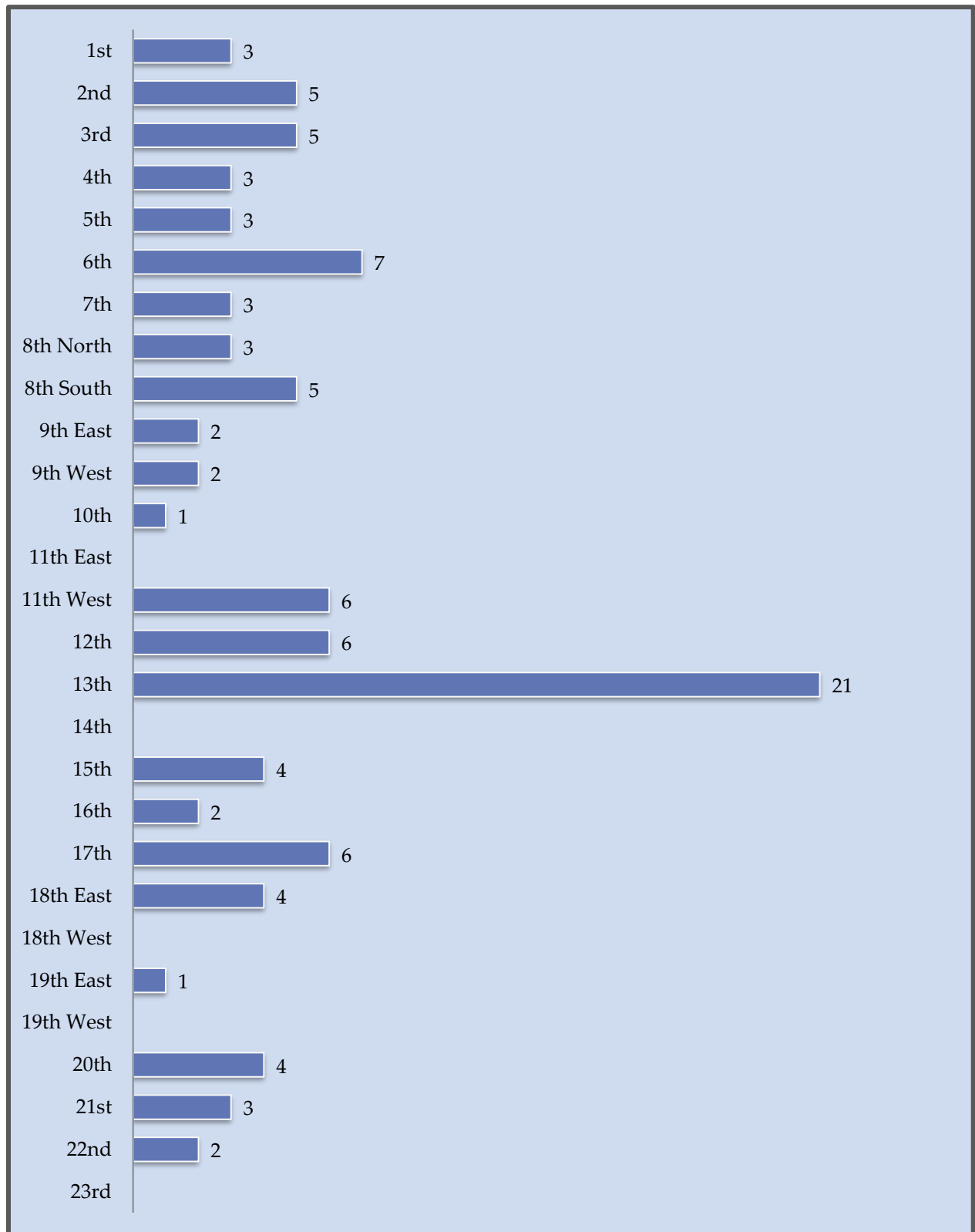


Figure 9: Commitments by District by Year

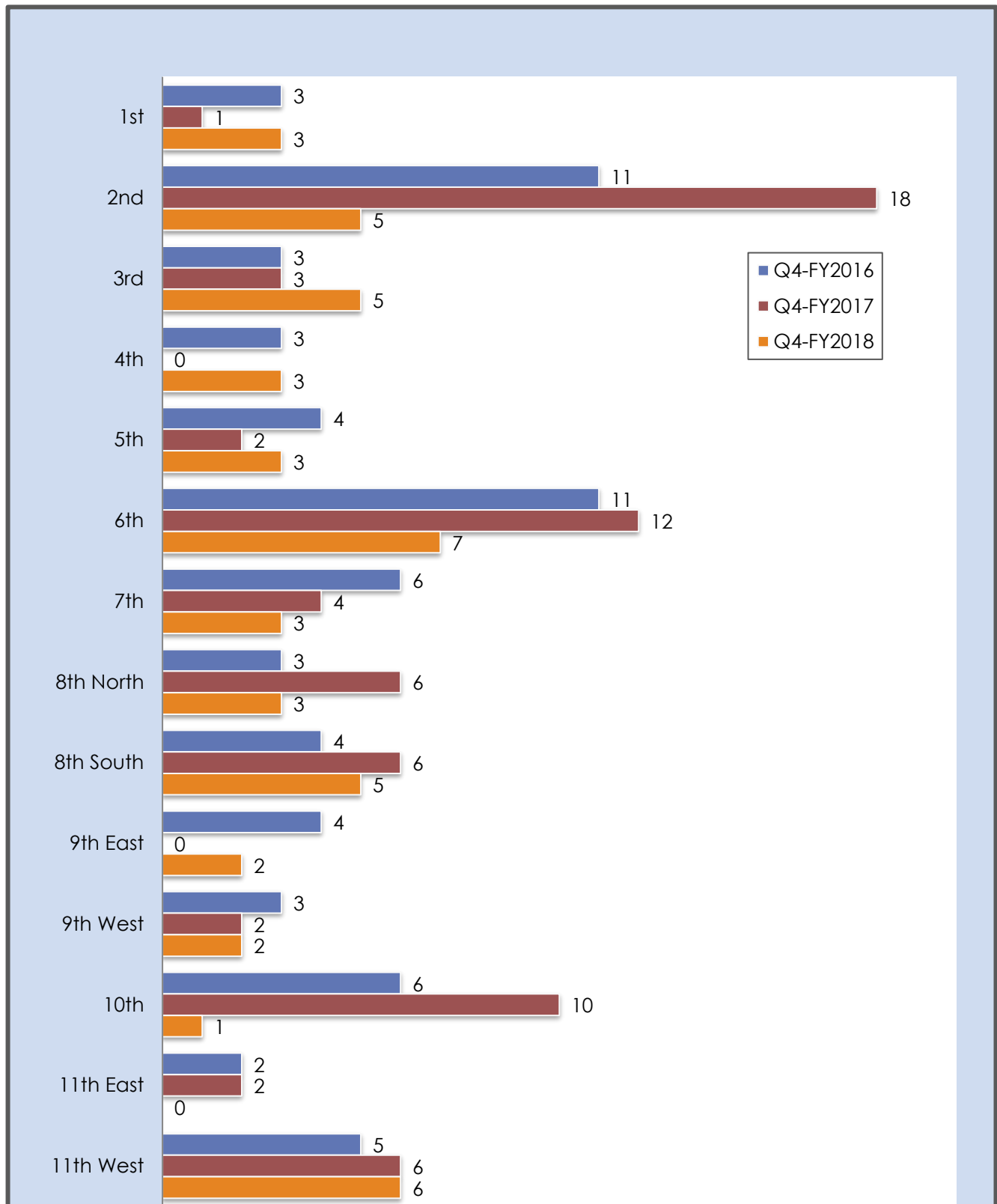


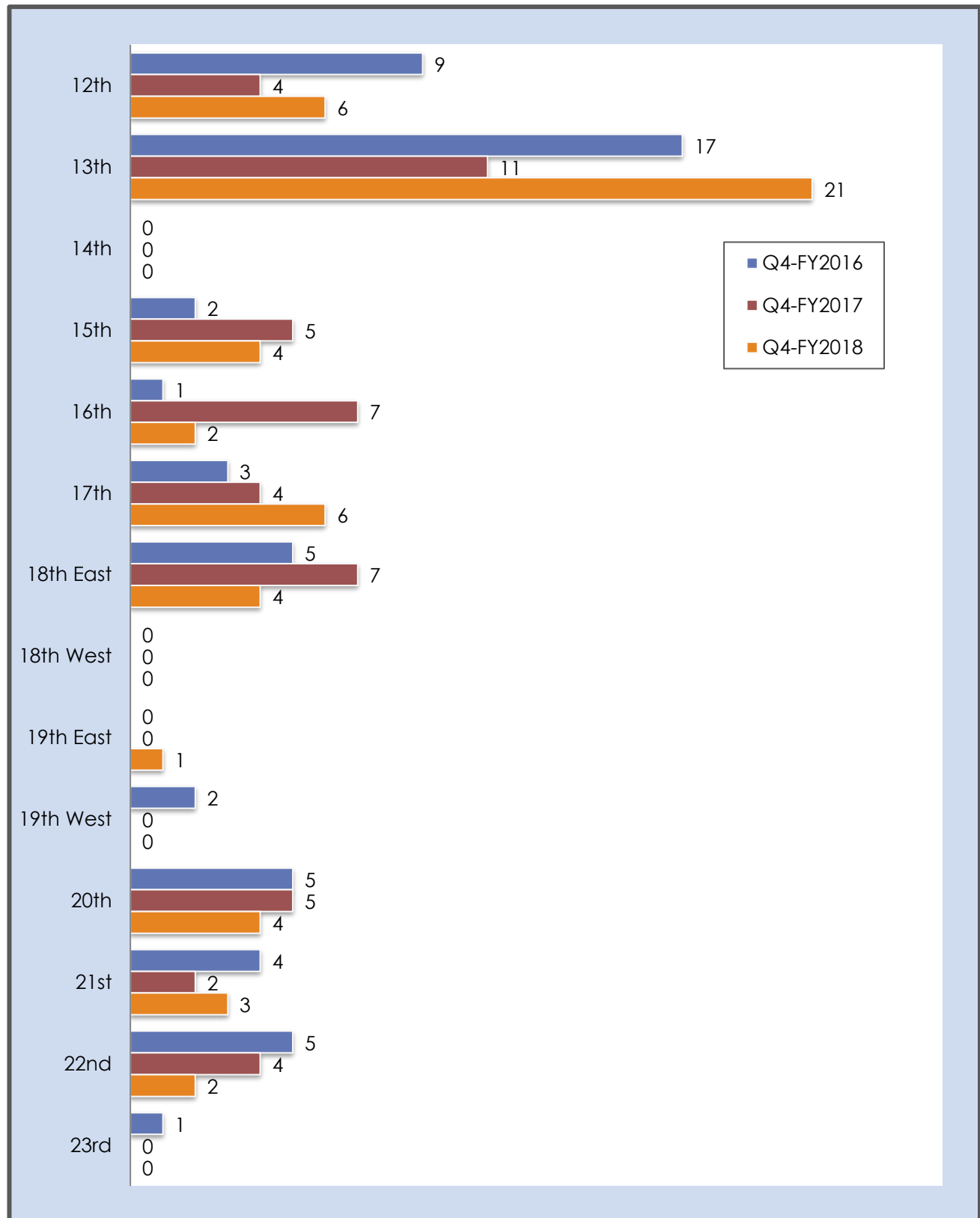
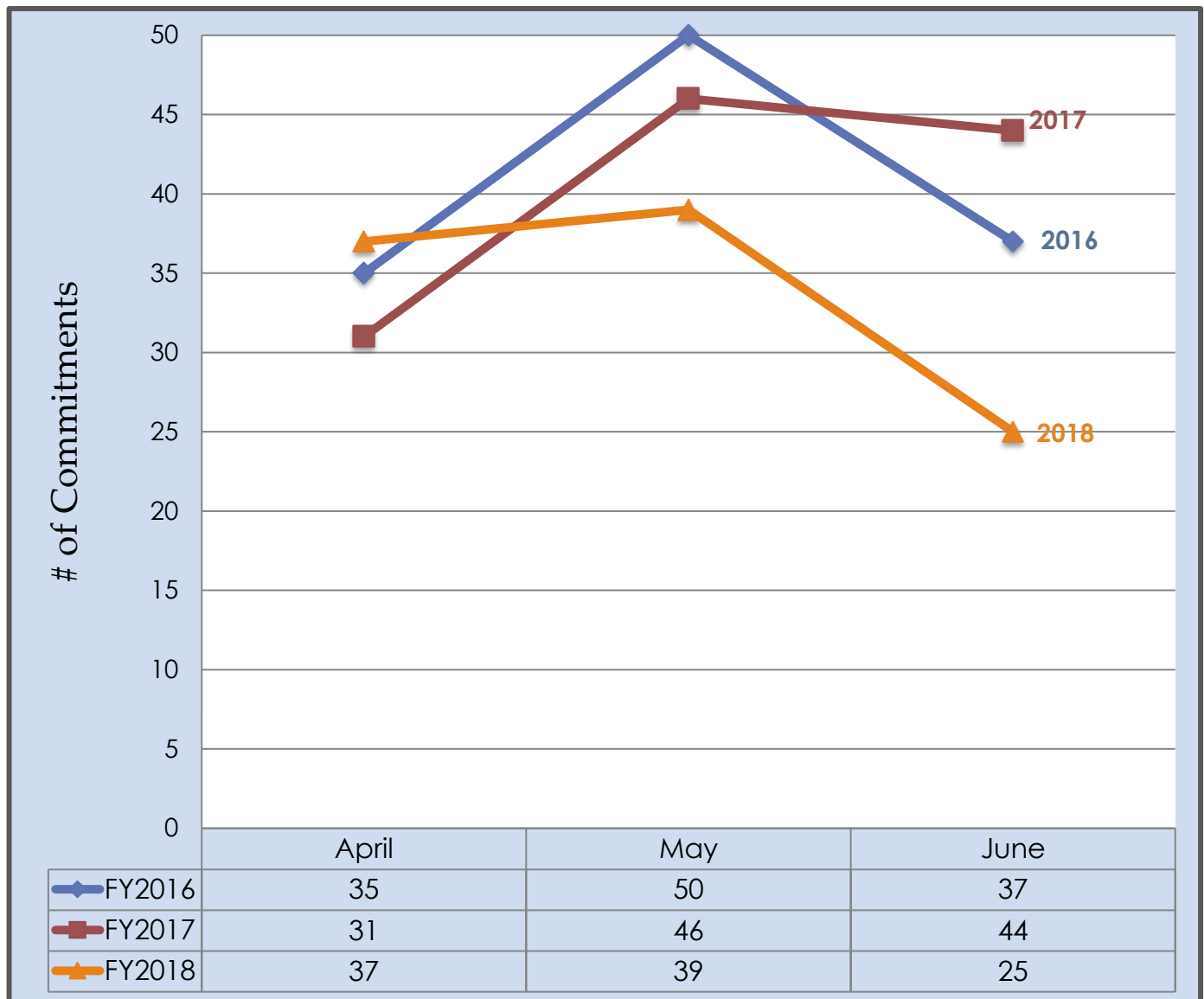
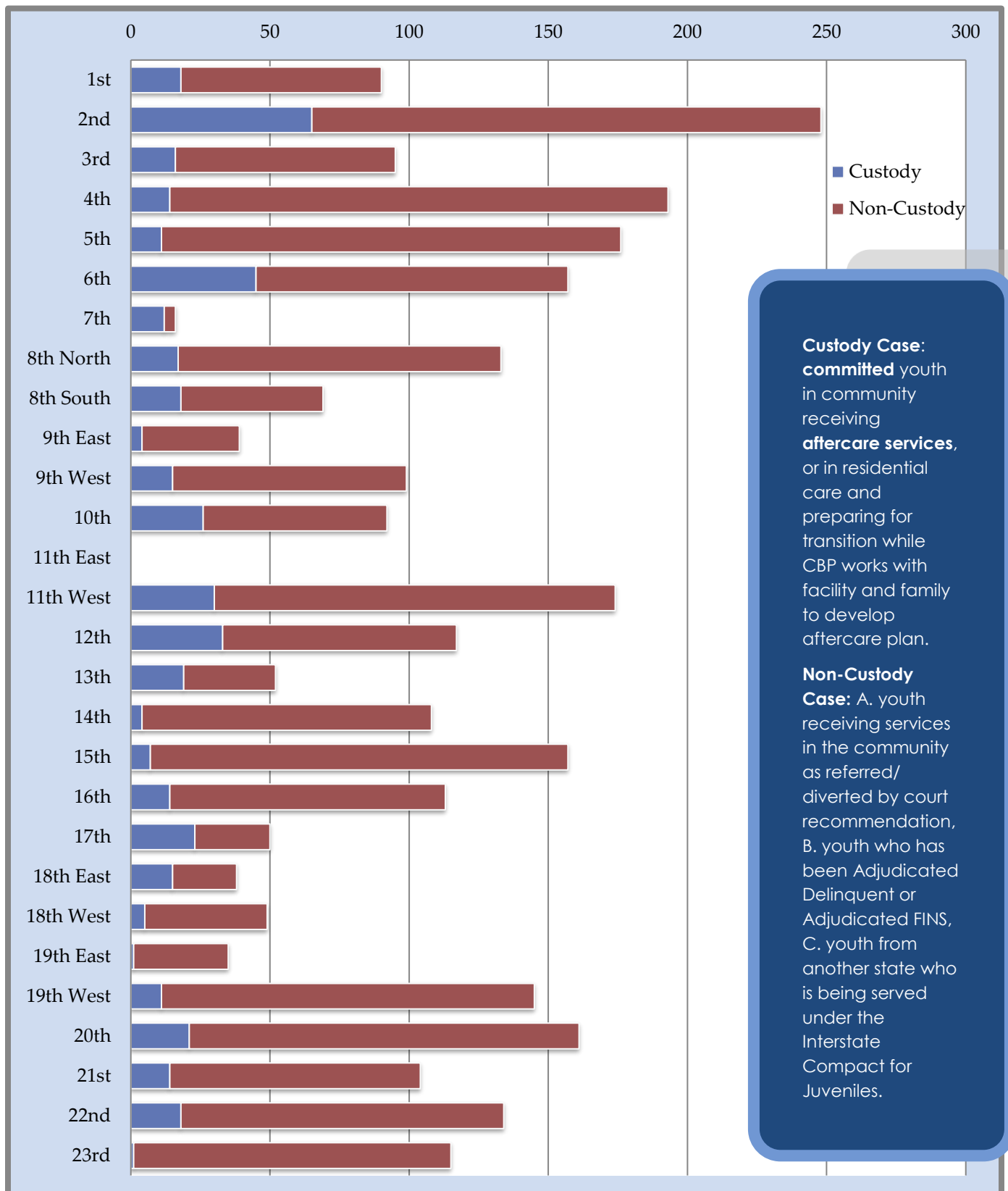
Figure 9: Commitments by District by Year (cont.)

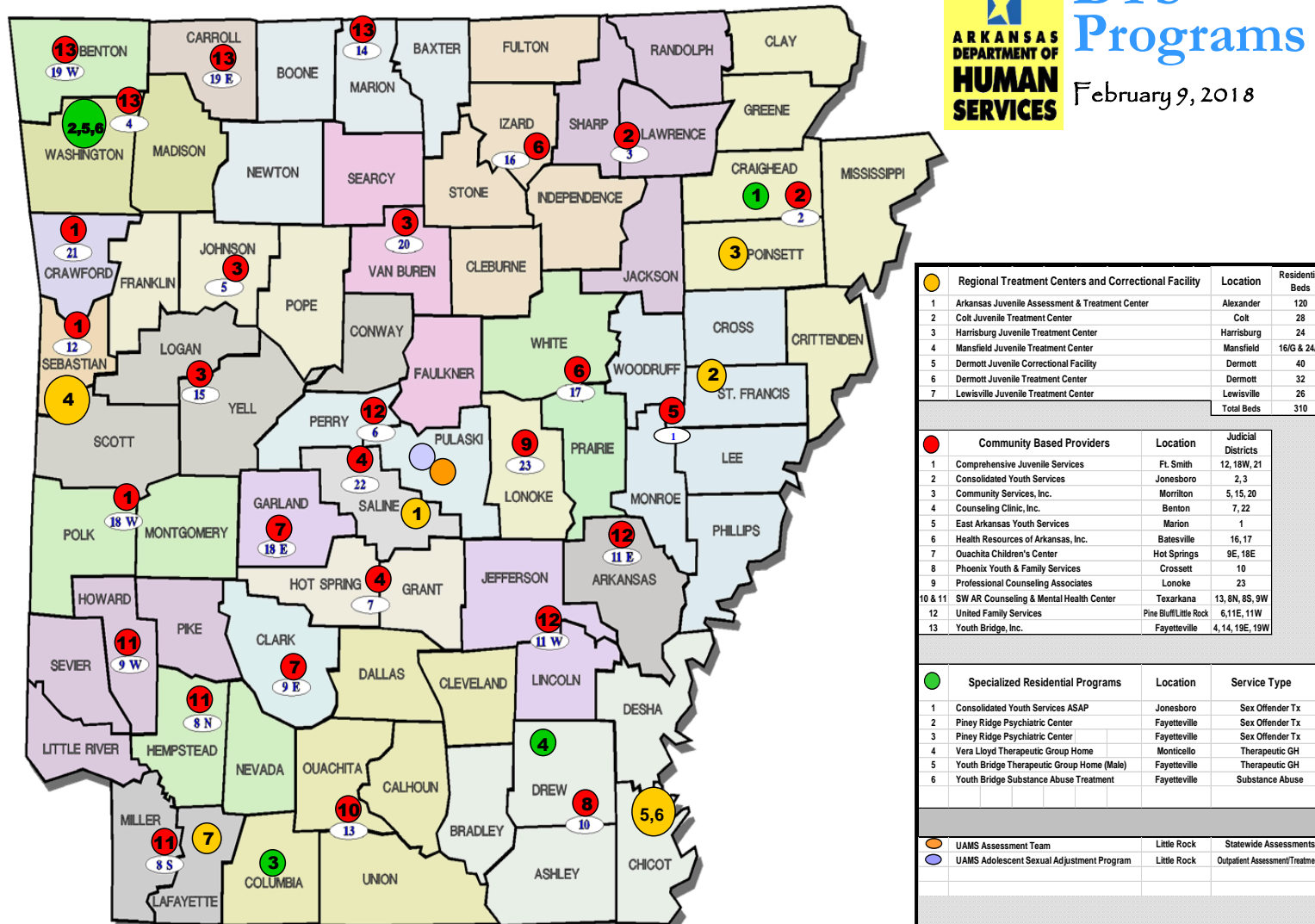
Figure 10: Total Commitments for Quarter 3-Year Comparison

Commitments for Q4 of this year (**101**) are down from last year (**121**) and from FY 2016 (**122**).

Figure 11: Youth Served by Community-Based Provider (CBP)

Map of AR DYS Treatment Centers, Specialized Residential Programs, and Community-Based Providers

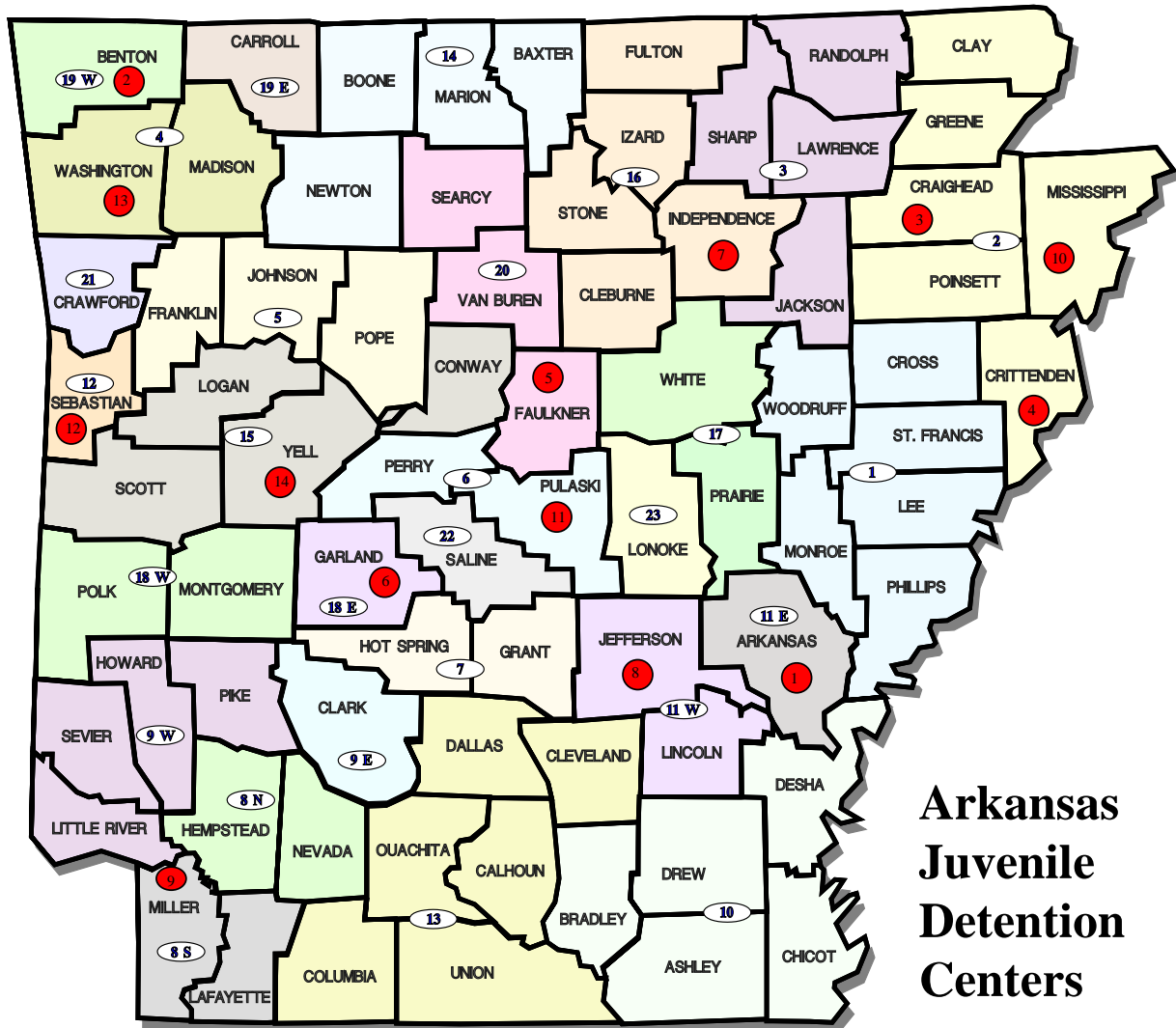
Appendix I



Data Source: Rite Track, DYS Information Management System

Map of AR Juvenile Detention Centers

Appendix II

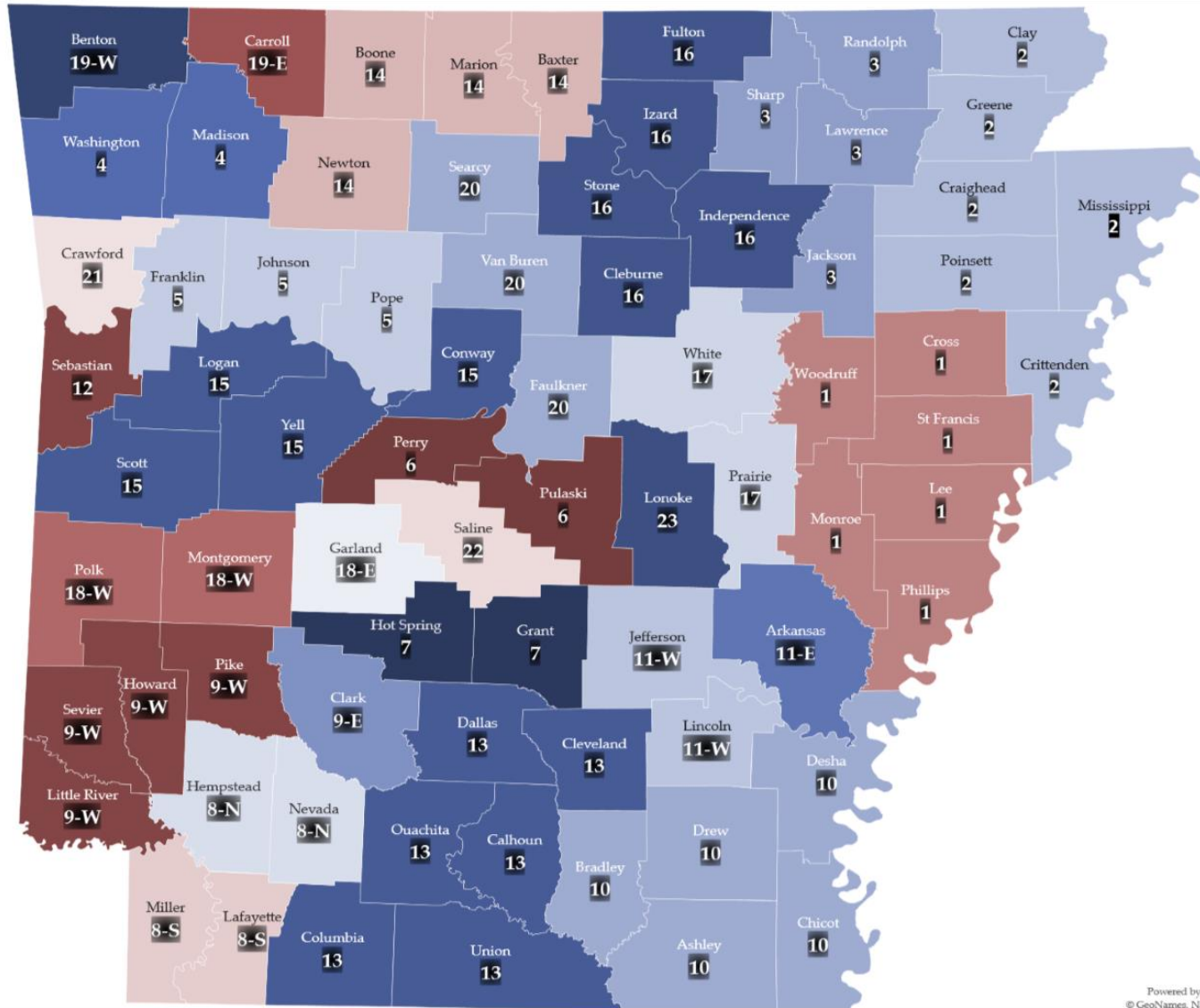


- | | |
|--|---|
| 1. *Arkansas County JDC, DeWitt | 8. *Jefferson County JDC, Pine Bluff |
| 2. Benton County JDC, Bentonville | 9. *Miller County JDC, Texarkana |
| 3. Craighead County JDC, Jonesboro | 10. Mississippi County JDC, Luxora |
| 4. Crittenden County JDC, West Memphis | 11. Pulaski County JDC, Little Rock |
| 5. Faulkner County JDC, Conway | 12. Sebastian County JDC, Fort Smith |
| 6. *Garland County JDC, Hot Springs | 13. Washington County JDC, Fayetteville |
| 7. Independence County JDC, Batesville (White River JDC) | 14. *Yell County JDC, Danville |

* Indicates Division of Youth Services (DYS) six (6) Intergovernmental Agreement counties.

Map of AR Judicial Districts and List of Juvenile Judges

Appendix III



| Arkansas Judicial Districts | Juvenile Judges |
|--|---|
| 1 <i>First Judicial Circuit</i> | Hon. Ann Hudson |
| 2 <i>Second Judicial Circuit</i> | Hon. Richard Lusby Hon. Cindy Thyer Hon. Ralph Wilson, Jr. Hon. Barbara Halsey |
| 3 <i>Third Judicial Circuit</i> | Hon. Kevin King |
| 4 <i>Fourth Judicial Circuit</i> | Hon. Stacey Zimmerman |
| 5 <i>Fifth Judicial Circuit</i> | Hon. Ken Coker, Jr. |
| 6 <i>Sixth Judicial Circuit</i> | Hon. Wiley Branton Hon. Joyce Warren Hon. Patricia James |
| 7 <i>Seventh Judicial Circuit</i> | Hon. Chris Williams Hon. Eddy Easley |
| 8-N <i>Eighth Judicial Circuit North</i> | Hon. William Randal Wright Hon. Duncan Culpepper |
| 8-S <i>Eighth Judicial Circuit South</i> | Hon. Carlton D. Jones Hon. Brent Haltom Hon. Kirk Johnson |
| 9-E <i>Ninth Judicial Circuit East</i> | Hon. Gregory Vardaman |
| 9-W <i>Ninth Judicial Circuit West</i> | Hon. Tom Cooper Hon. Charles Yeargan |
| 10 <i>Tenth Judicial Circuit</i> | Hon. Teresa French |
| 11-E <i>Eleventh Judicial Circuit East</i> | Hon. David Henry |
| 11-W <i>Eleventh Judicial Circuit West</i> | Hon. Earnest E. Brown, Jr. |
| 12 <i>Twelfth Judicial Circuit</i> | Hon. Annie Hendricks Hon. Shannon L. Blatt Hon. Leigh Zuerker |
| 13 <i>Thirteenth Judicial Circuit</i> | Hon. Edwin Keaton Hon. David W. Talley, Jr. |
| 14 <i>Fourteenth Judicial Circuit</i> | Hon. Dearnna 'Suzie' Layton |
| 15 <i>Fifteenth Judicial Circuit</i> | Hon. Terry Sullivan |
| 16 <i>Sixteenth Judicial Circuit</i> | Hon. Lee Harrod |
| 17 <i>Seventeenth Judicial Circuit</i> | Hon. Robert Edwards Hon. Craig Hannah |
| 18-E <i>Eighteenth Judicial Circuit East</i> | Hon. Wade Naramore |
| 18-W <i>Eighteenth Judicial Circuit West</i> | Hon. Jerry Ryan |
| 19-E <i>Nineteenth Judicial Circuit East</i> | Hon. Scott Jackson |
| 19-W <i>Nineteenth Judicial Circuit West</i> | Hon. Thomas Smith |
| 20 <i>Twentieth Judicial Circuit</i> | Hon. Chris Carnahan Hon. Troy Braswell Hon. David Clark |
| 21 <i>Twenty-First Judicial Circuit</i> | Hon. Mike Medlock |
| 22 <i>Twenty-Second Judicial Circuit</i> | Hon. Barbara Webb Hon. Gary Arnold |
| 23 <i>Twenty-Third Judicial Circuit</i> | Hon. Barbara Elmore |

Powered by Bing
© GeoNames, Navteq
GeoNames data is available under a liberal creative commons attribution license.