

Arkansas Health & Opportunity for Me

Health and Economic Outcomes

Accountability Oversight Advisory Panel



**ARKANSAS DEPARTMENT OF
HUMAN SERVICES**



Welcome

Advisory Panel members and others joining via Zoom.

Reminder: Arkansas PBS will be live streaming this meeting; watch livestream now or recording later [here](#).

Meeting Focus: Health Improvement Initiative

- Review the health incentives QHPs offered in 2024
- Review the 2024 health quality measures outcomes.

ARHOME Quarterly Report



**ARKANSAS DEPARTMENT OF
HUMAN SERVICES**

2024 Health Quality Measure Results



**ARKANSAS DEPARTMENT OF
HUMAN SERVICES**

ARHOME Accountability

- **Measures**, e.g., % of women who received a mammogram
- **Incentives**, e.g., QHPs offer \$\$ for beneficiaries who receive a mammogram
- **Targets**, e.g., QHPs must ensure at least 54% of women receive a mammogram
- **Penalties**, \$1-\$5 per member month assessed against QHPs that fail to sufficiently meet targets.

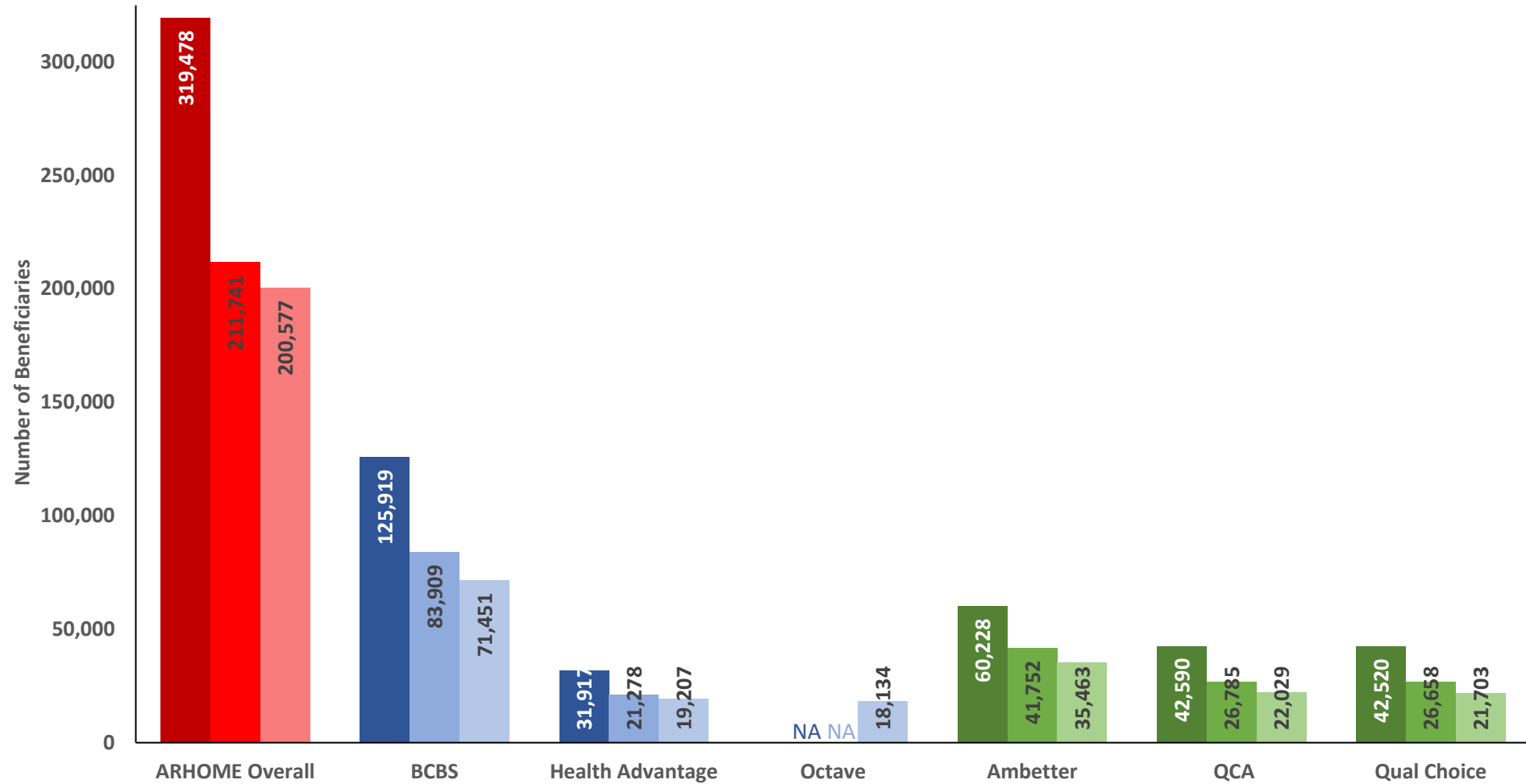


Health Improvement Initiative Requirements

- In 2024, QHPs were required to offer **two** health improvement incentives for each focus:
 - Pregnant women, particularly those with high-risk pregnancies
 - Individuals with mental illness
 - Individuals with substance use disorder
 - Individuals with two or more chronic conditions
 - Individuals living in rural areas
- QHPs must include activities to support the Health Improvement Initiative in their annual strategic plans.



Total Enrollees by QHP 2022-2024



Overall QHP Results

All QHPs met

Use of Pharmacotherapy for Opioid Use Disorder

Most QHPs met

F/U within 30 days after Hospitalization for Mental Illness

Most QHPs Did not meet

Hospitalizations for asthma in younger adults

Use of Opioids at High Dosage in Persons without Cancer

Diabetes Screening for People using Antipsychotic medications

Use of Opioids at High Dosage in Persons without Cancer

Low Birth Weight, Live births weighing < 2,500 grams

Very Low Birth Weight, Live births weighing < 1,500 grams

Pre-Term Birth, Live births 17 - 36 weeks gestation

No QHPs met

Cervical Cancer screening

Chlamydia Screening in Women

Hospitalizations for COPD or Asthma in older adults

Hospitalizations for Heart Failure

Concurrent use of Opioids and Benzodiazepines

Adherence to Antipsychotic Medications for Individuals with Schizophrenia

Preventive Care



**ARKANSAS DEPARTMENT OF
HUMAN SERVICES**

2024 QHP Health

Improvement Incentives: Preventive Care

QHP	Incentive Activity	Beneficiaries Awarded (% of eligible)	Total Awarded
Blue Cross and Blue Shield	Award beneficiaries: <ul style="list-style-type: none"> \$15 for wellness visit \$50 for cervical cancer screening \$50 for mammogram \$50 for chlamydia screening 	26,712 (25%)	\$400,680
		7,053 (12%)	\$352,650
		5,212 (24%)	\$260,600
		750 (21%)	\$37,500
Health Advantage		4,974 (16%)	\$74,610
		1,563 (10%)	\$78,150
		513 (14%)	\$25,650
Octave		499 (21%)	\$24,950
	3,592 (13%)	\$53,880	
	1,184 (9%)	\$59,200	
	345 (16%)	\$17,250	
		235 (14%)	\$11,750



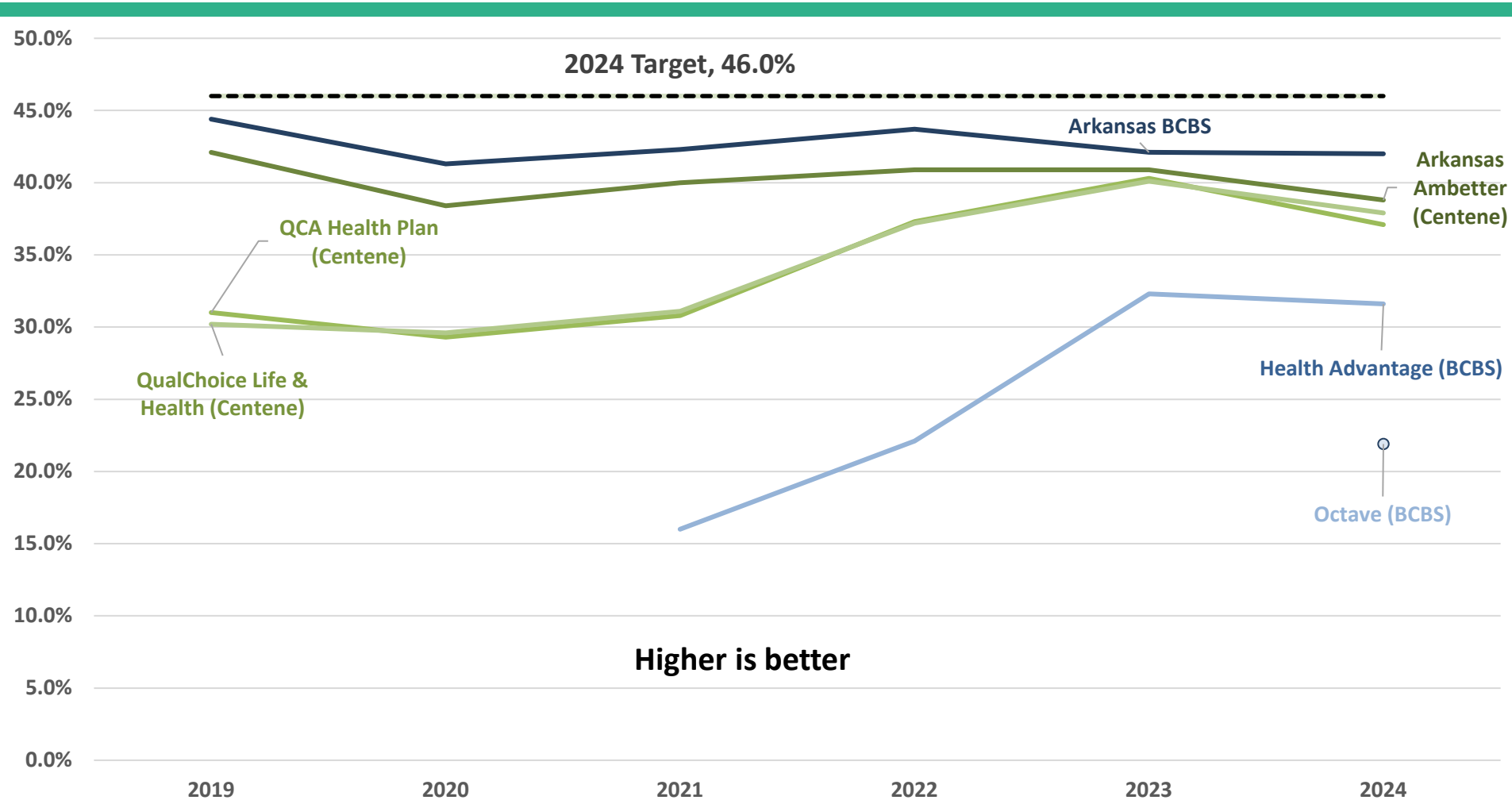
2024 QHP Health

Improvement Incentives: Preventive Care

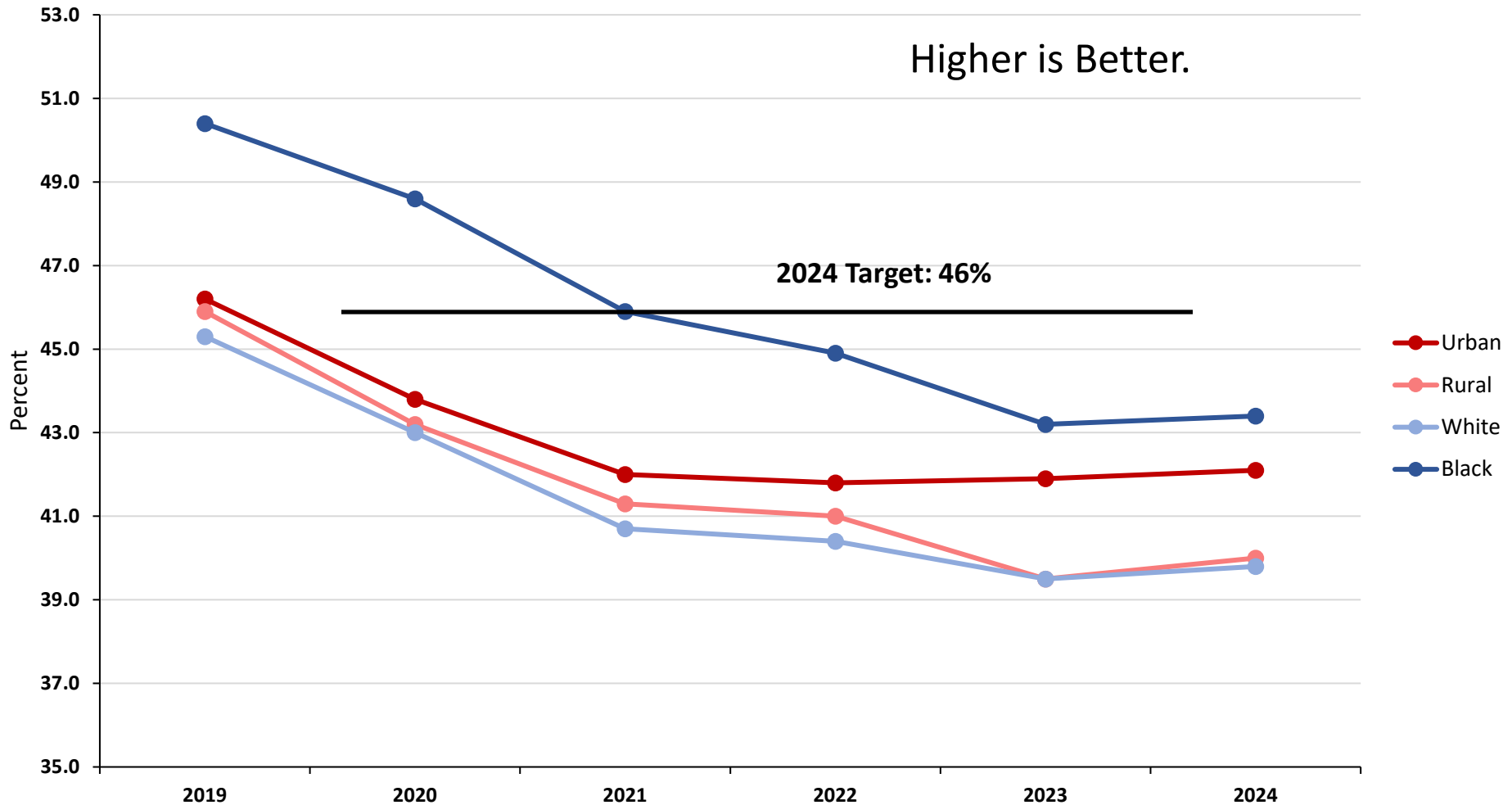
QHP	Incentive Activity	Beneficiaries Awarded (% of eligible)	Total Awarded
Ambetter	Award beneficiaries: Up to \$500 in rewards for completing healthy activities, Challenges or Power-Ups in the My Health Pays portal. Members can shop at the online store or convert points into money (10 points = \$1.00) to use towards healthcare related costs or monthly bills	6,969 (13%)	\$578,526
QualChoice Life		2,726 (8%)	\$222,287
QCA		2,749 (8%)	\$218,424



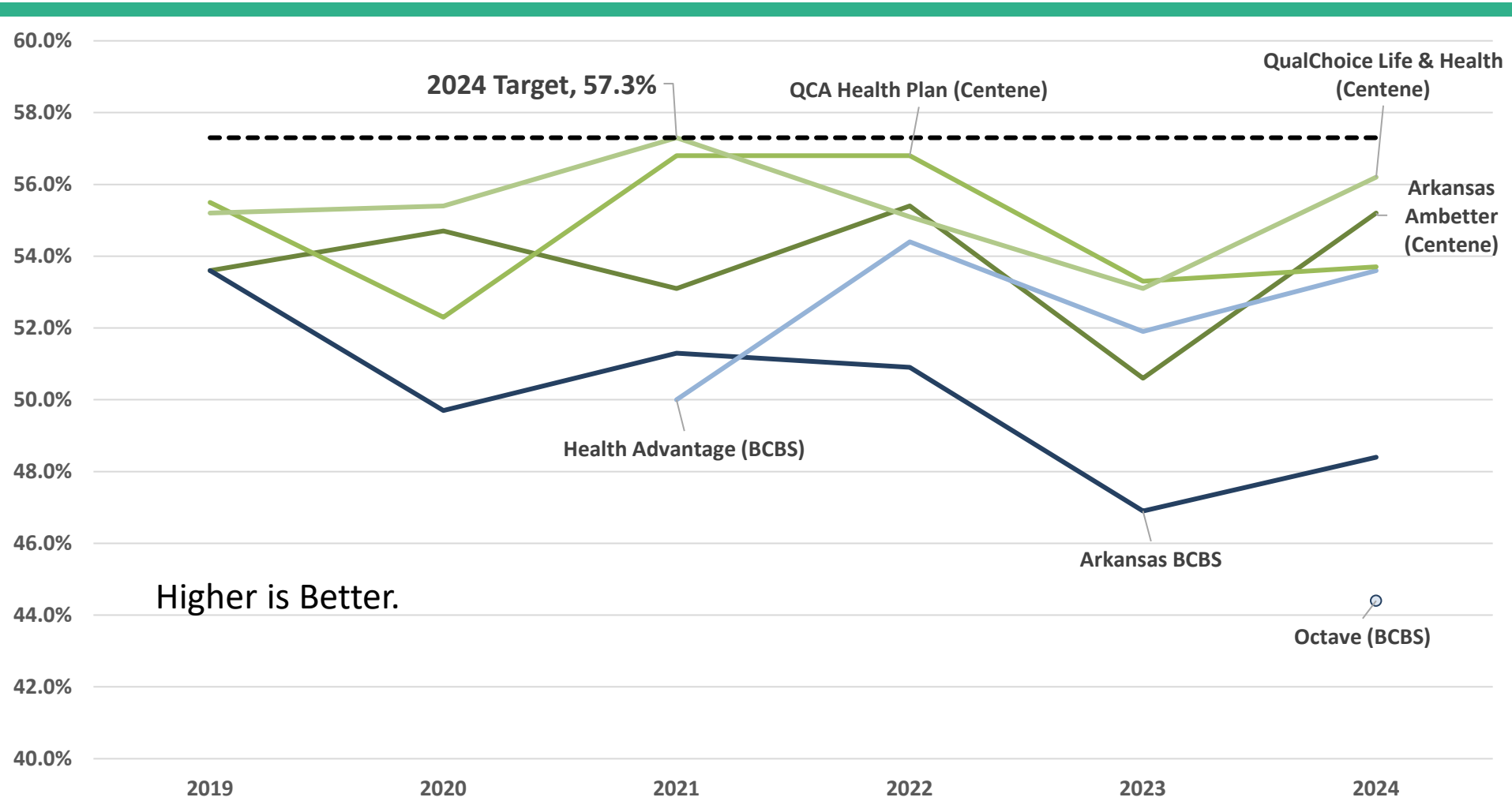
Cervical Cancer Screening, 21-64 Years



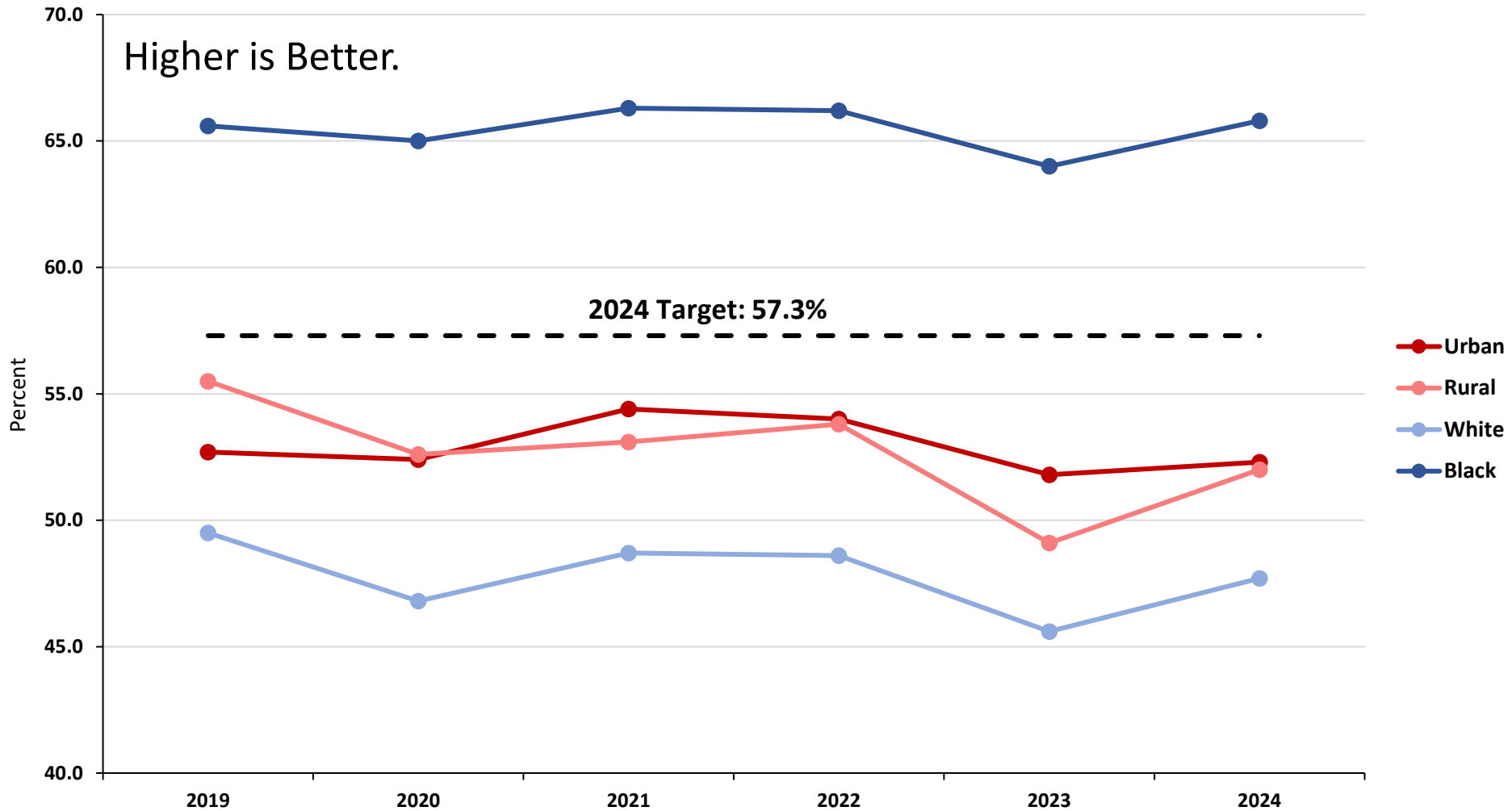
Cervical Cancer Screening, 21-64 Years



Chlamydia Screening in Women, 21-24 Years



Chlamydia Screening in Women, 21-24 Years



Preventive Care

- Cervical cancer screening continued its decline, which is part of a national pattern of decline in cervical screenings.
- Black beneficiaries across both preventive screening measures had better rates than white beneficiaries.
- Urban beneficiaries had better rates for cervical cancer screenings than rural beneficiaries but similar rates for chlamydia screenings.
- QualChoice had the best performance in chlamydia screenings.
- Blue Cross had the best performance in cervical cancer screenings.

Maternal and Perinatal Care



**ARKANSAS DEPARTMENT OF
HUMAN SERVICES**

2023 QHP Health Improvement Incentives: Maternal Care

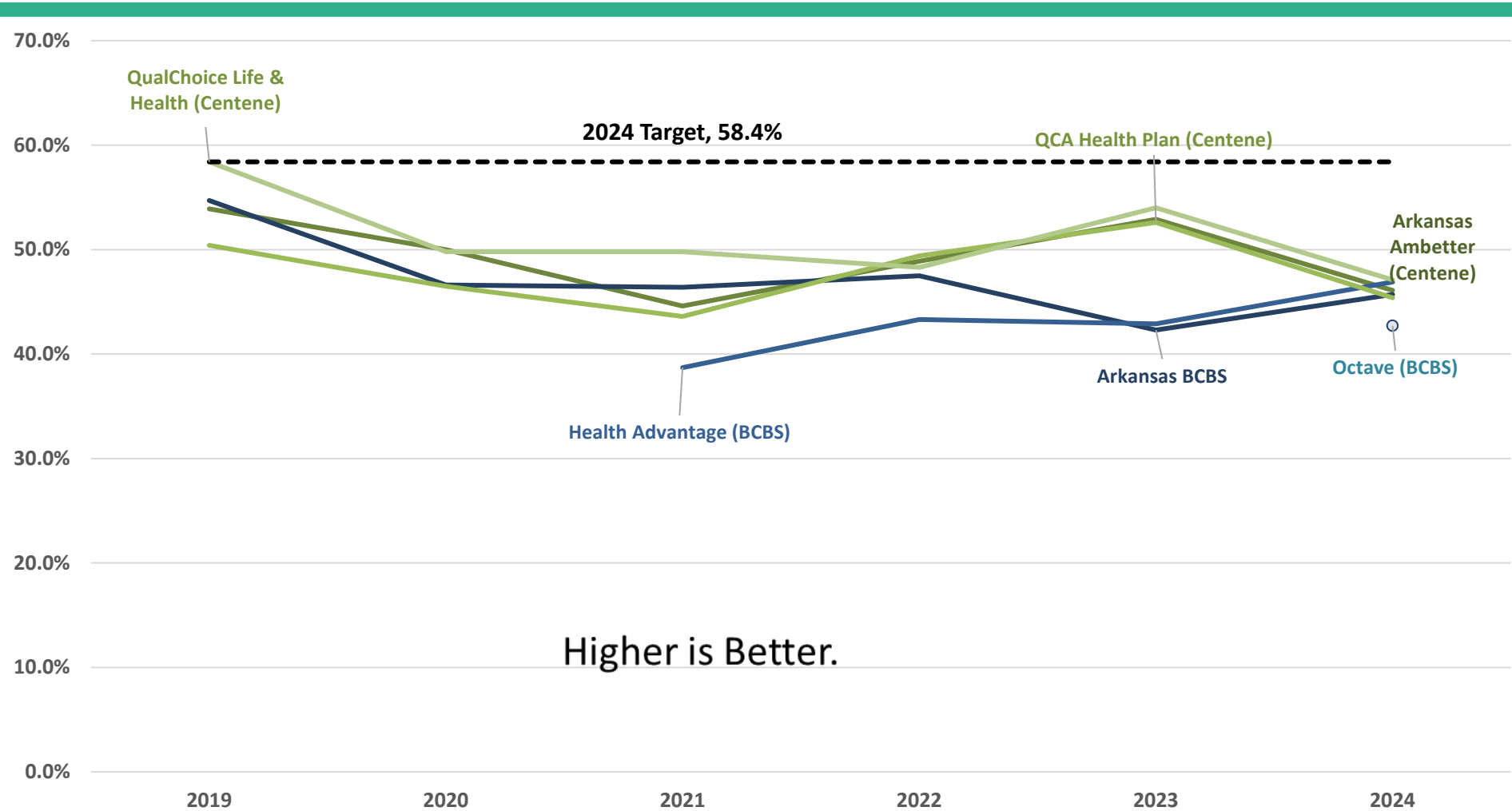
QHP	Incentive Activity	Beneficiaries Awarded (% of eligible)	Total Awarded
Blue Cross and Blue Shield	Award beneficiaries: <ul style="list-style-type: none"> \$50 per visit (up to \$200) to complete 1-4 prenatal visits 	1,396 (26%)	\$138,050
		72 (3%)	\$1,800
		125 (24%)	\$12,500
Health Advantage	<ul style="list-style-type: none"> \$25 for engaging with an ABCBS Special Delivery care manager OR with a Maven care advocate by registering and completing 1 visit 	656 (36%)	\$66,650
		13 (1%)	\$325
		48 (20%)	\$4,800
Octave	<ul style="list-style-type: none"> \$100 for receiving contraception at a pharmacy or other method of contraception by medical claim within 90 days for a live birth 	566 (40%)	\$54,500
		13 (6%)	\$325
		40 (24%)	\$4,000



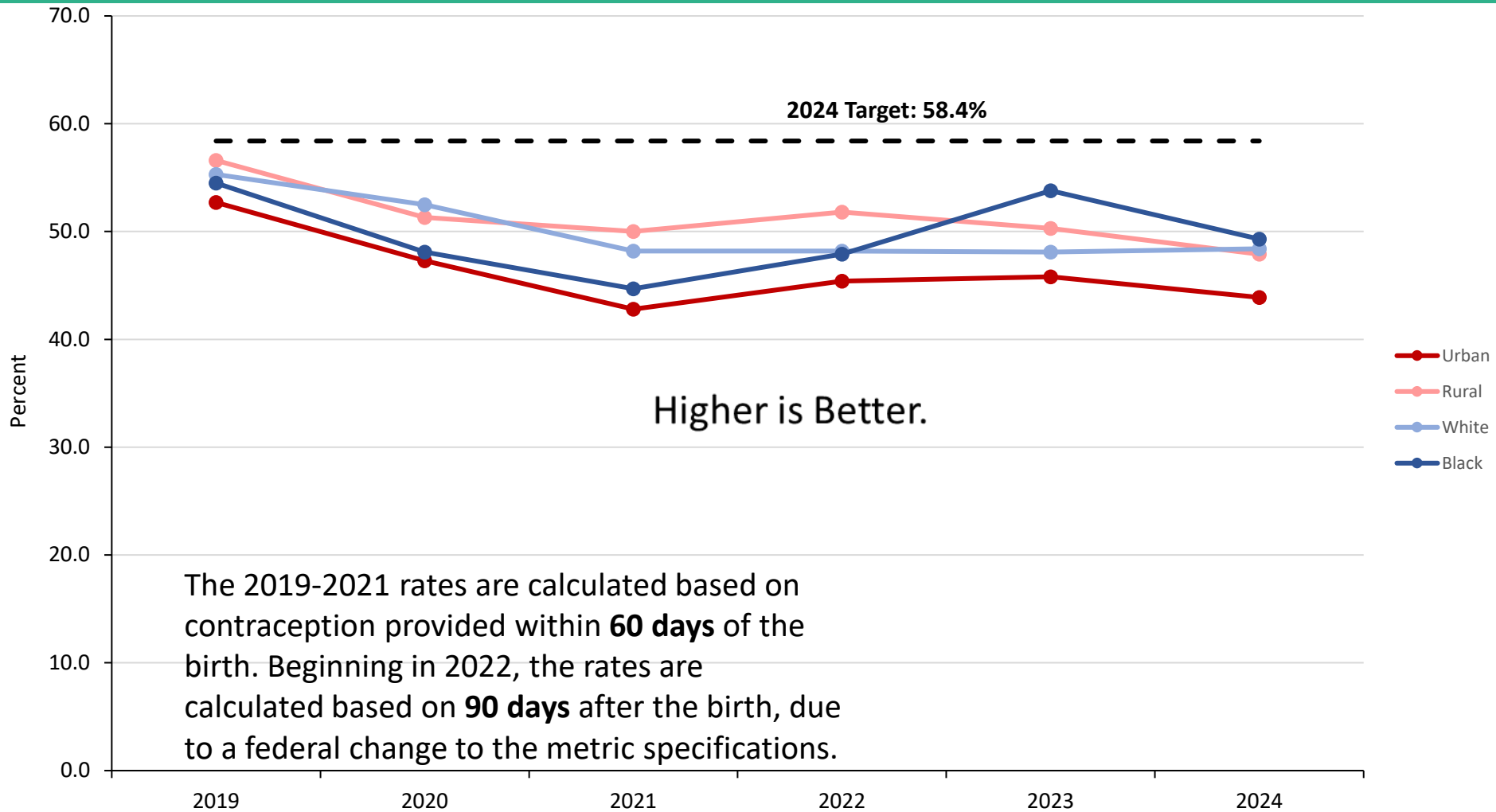
2023 QHP Health Improvement Incentives: Maternal Care

QHP	Incentive Activity	Beneficiaries Awarded (% of eligible)	Total Awarded
Ambetter	No specific incentives, but offered: <ul style="list-style-type: none"> Stay Smart for Your Baby case management program, which provides education to address high-risk maternity concerns Community baby showers, where attendees receive supplies, including diapers, wipes, & safety items Farmbox program, in which eligible members call Farmbox to notify them they are pregnant. Members can receive up to 4 food boxes total. 	59 (11%)	N/A
QualChoice Life		11 (2%)	
		127 (16%)	
		42 (9%)	N/A
		7 (1%)	
		98 (27%)	
QCA		45 (9%)	N/A
		4 (1%)	
		91 (24%)	

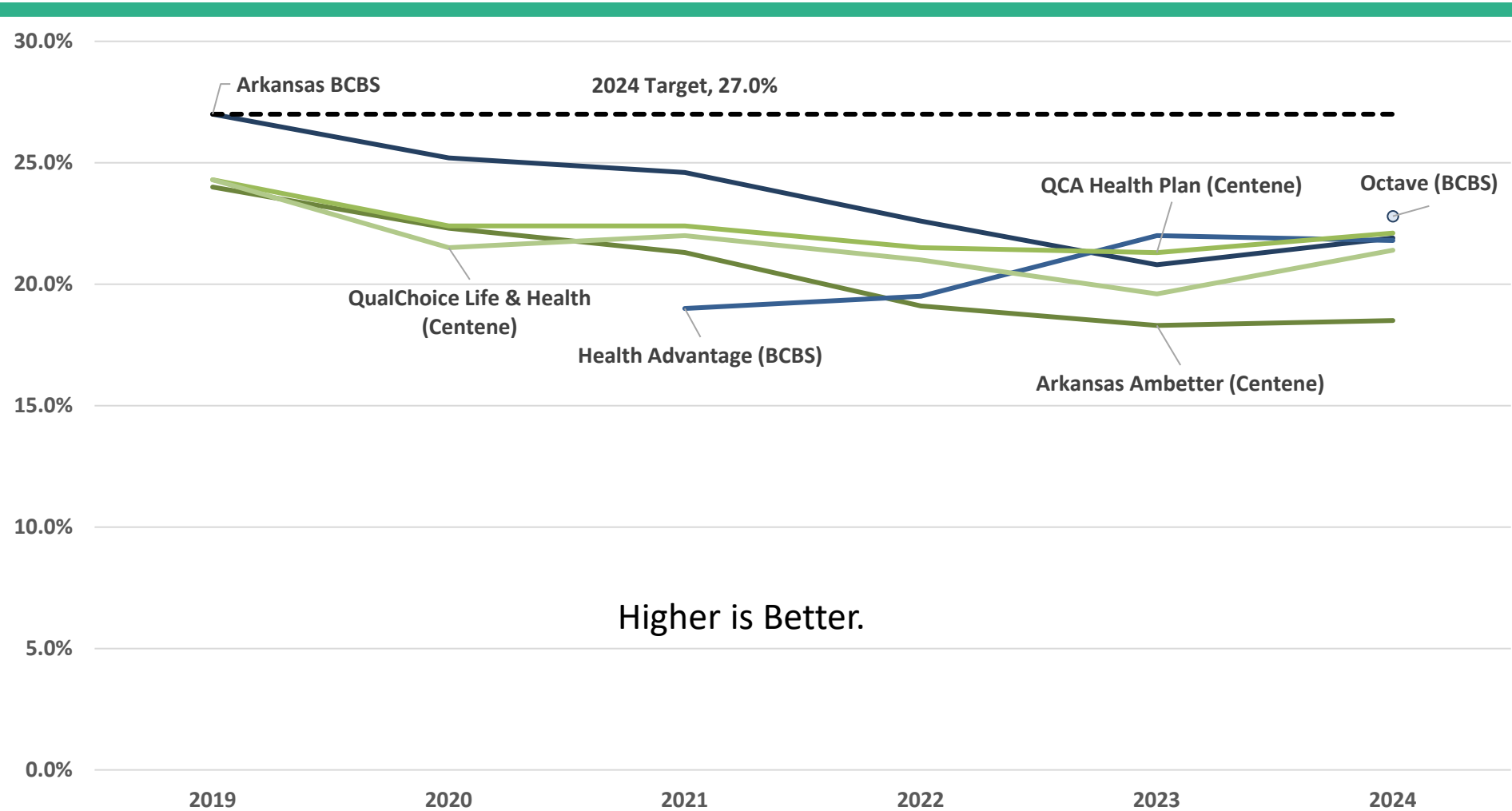
Most or Moderately Effective Contraception – 90 Days Postpartum, 21-44 Years



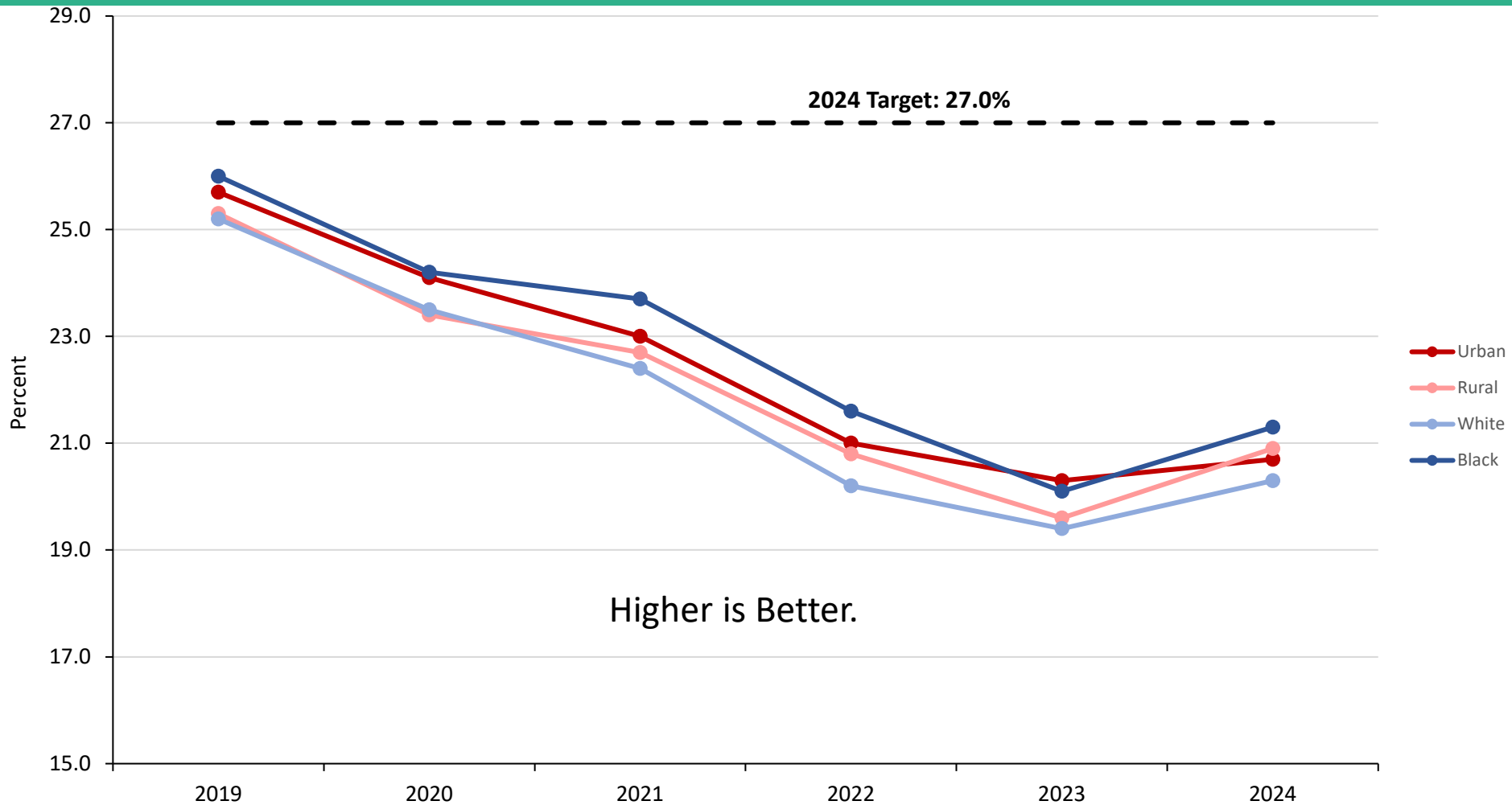
Most or Moderately Effective Contraception – 90 Days Postpartum, 21-44 Years



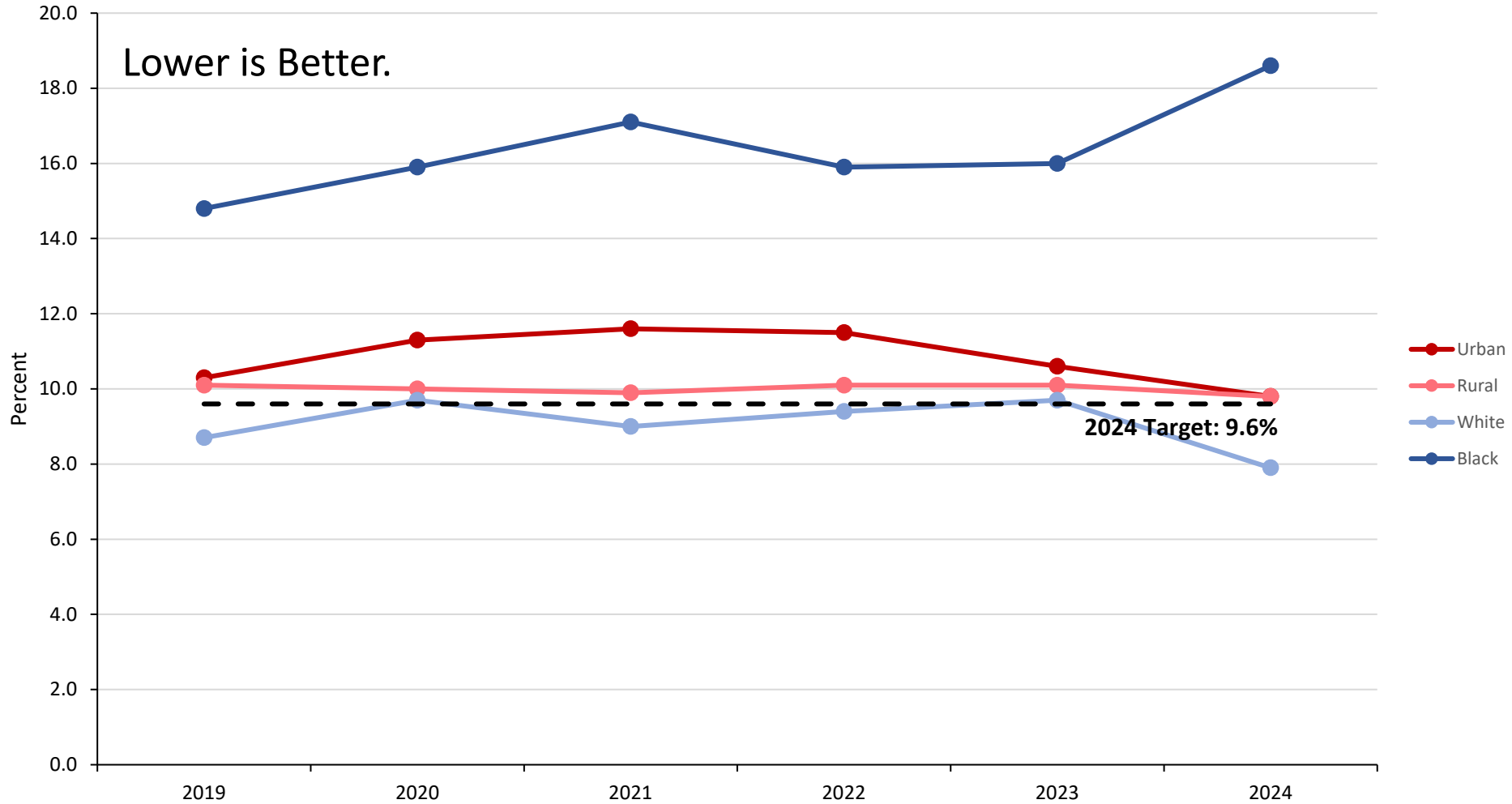
Most or Moderately Effective Contraception – All Women, 21-44 Years



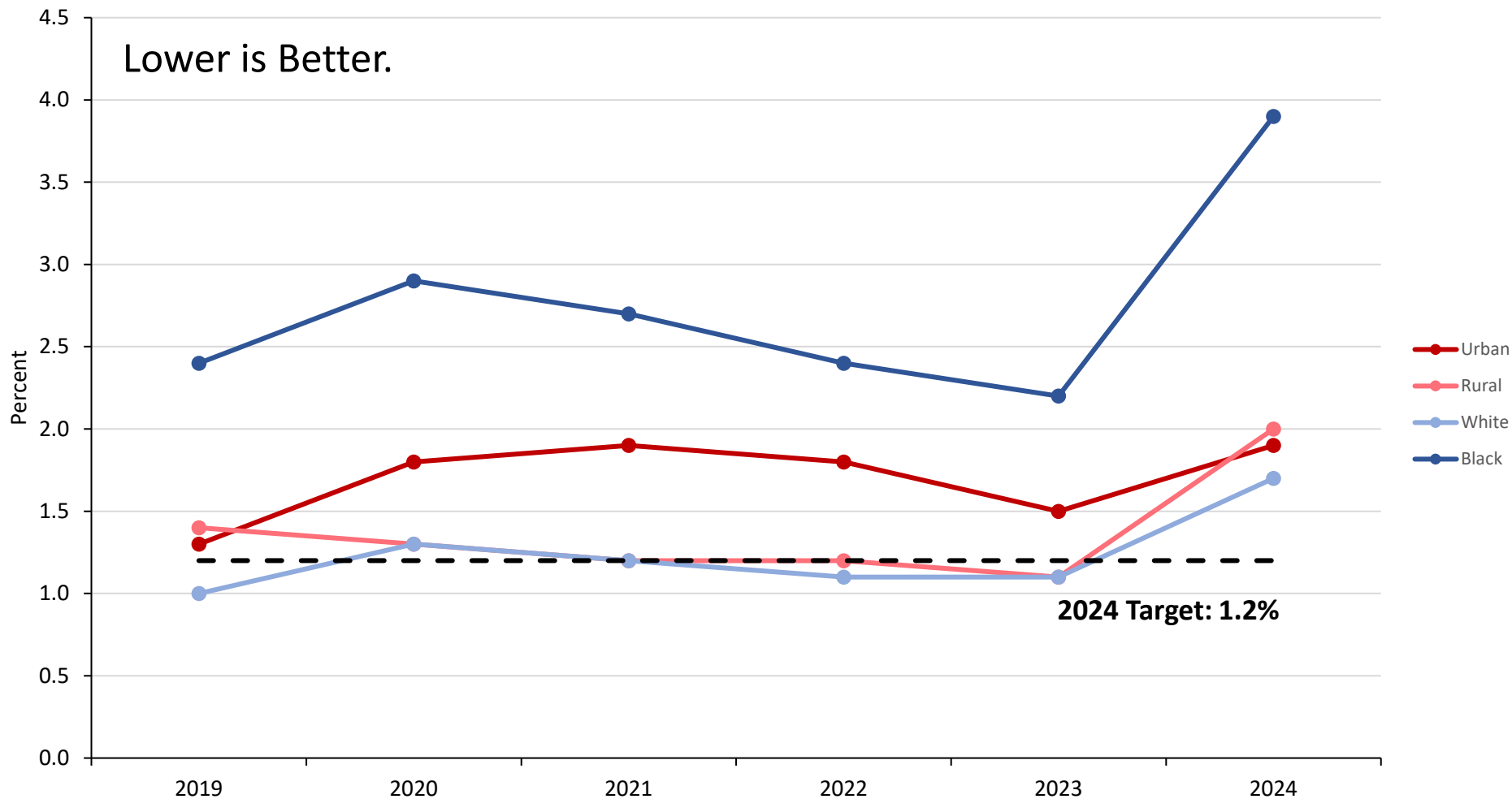
Most or Moderately Effective Contraception – All Women, 21-44 Years



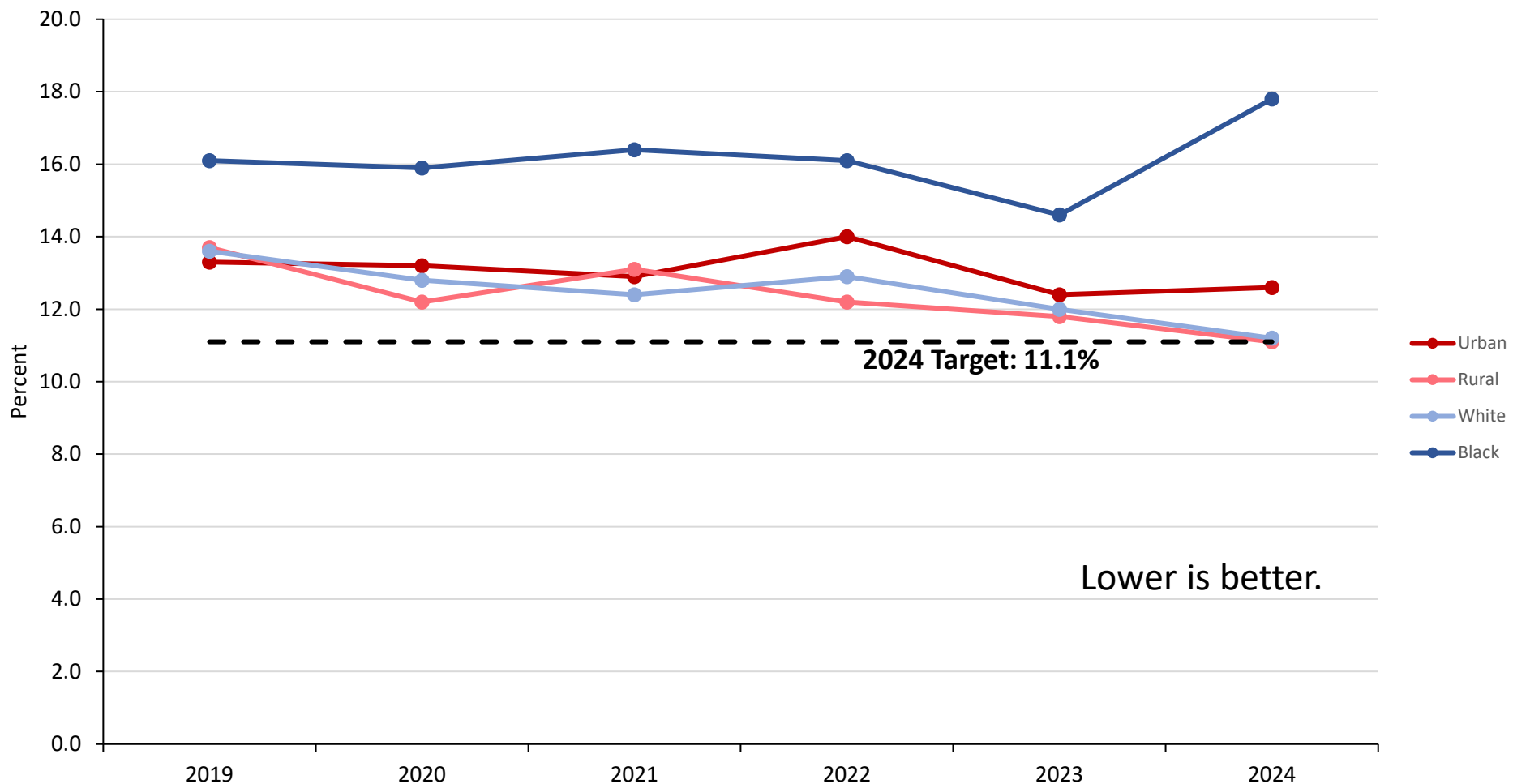
Low Birth Weight, Percentage of live births weighing < 2,500 grams



Very Low Birth Weight, Percentage of live births weighing < 1,500 grams



Pre-Term Birth, Percentage of live births 17 - 36 weeks gestation



Maternal and Perinatal Care

- Blue Cross had the best performance for pre-term births.
- Health Advantage had the best performance for very low birth weight.
- All plans performed similarly in both contraception measures.
- White beneficiaries continued to have lower rates of pre-term birth and very low birth weight than black beneficiaries.
- While contraception metrics have not yet returned to their 2019 pre-COVID levels, both low birth weight and pre-term birth are better (lower) than their 2019 levels.

Chronic Conditions



**ARKANSAS DEPARTMENT OF
HUMAN SERVICES**

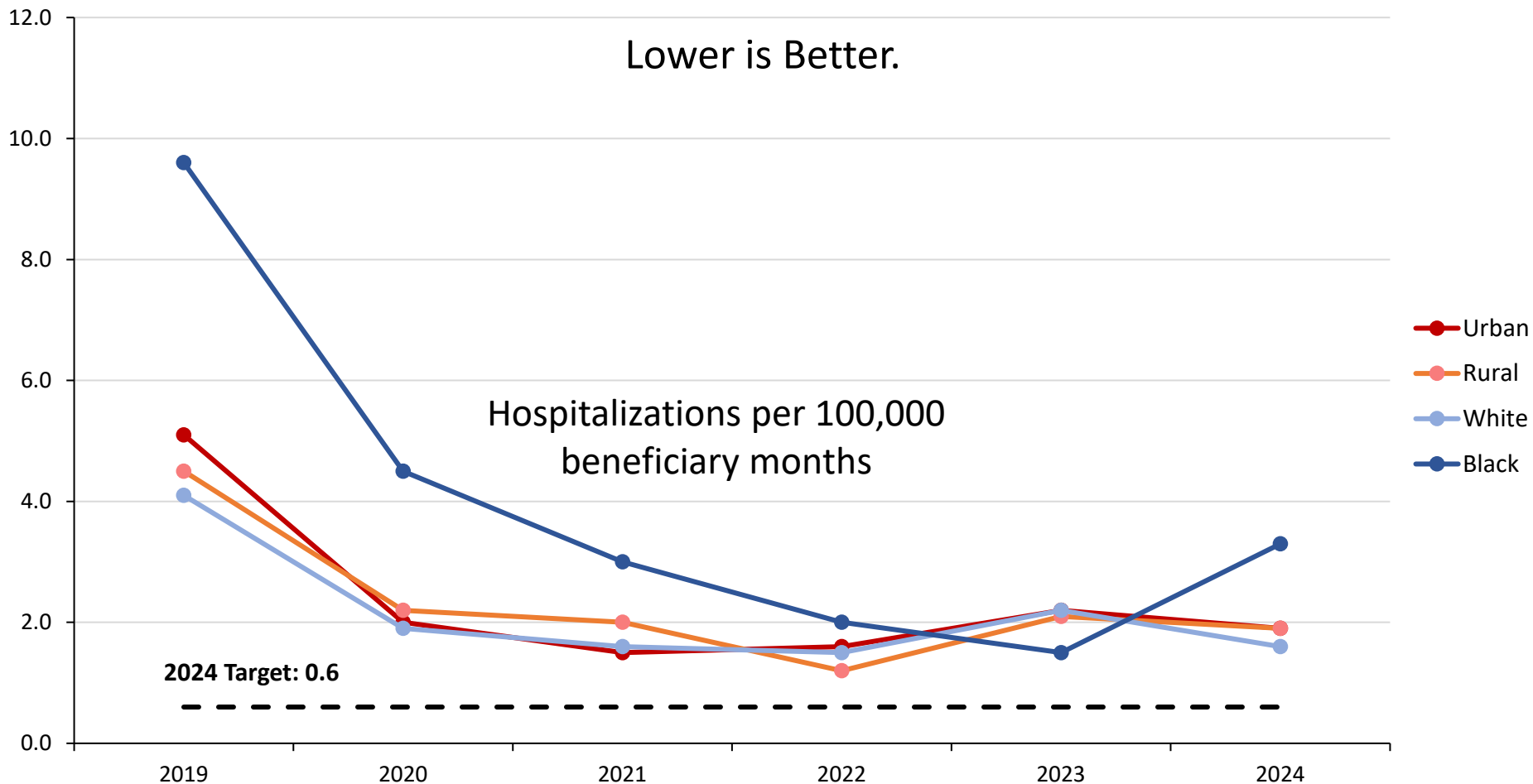
2024 QHP Health

Improvement Incentives: Chronic Conditions

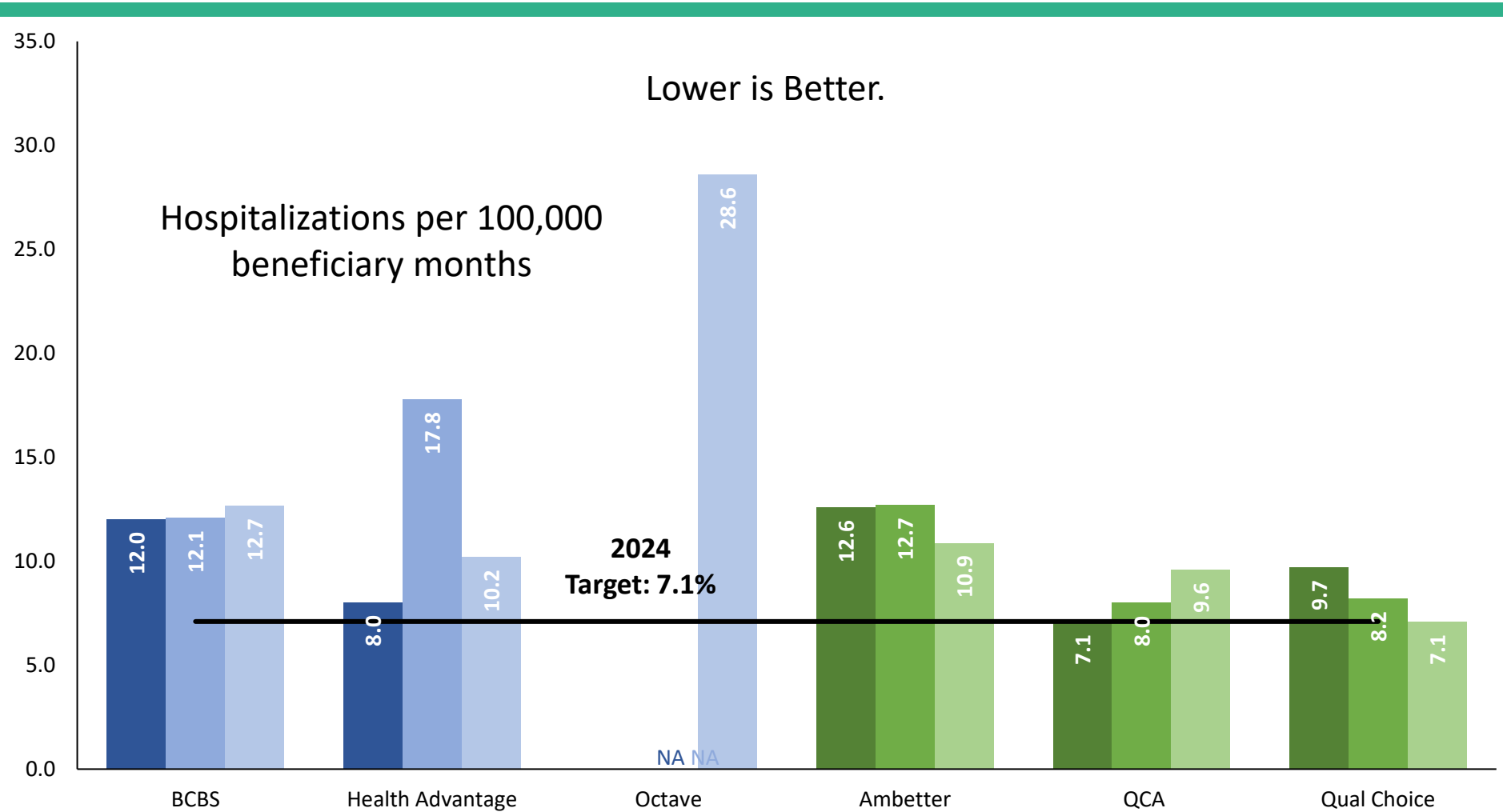
QHP	Incentive Activity	Beneficiaries Awarded (% of Eligible)	Total Incentive Awarded
Blue Cross and Blue Shield	Award beneficiaries: <ul style="list-style-type: none"> \$40 for achieving a hemoglobin A1c test result of 7% or less \$50 for maintaining ratio of 0.5 or greater for controller to rescue inhaler use 	4,808 (38%)	\$192,320
Health Advantage		324 (64%)	\$16,200
Octave		746 (35%)	\$29,840
Ambetter	Award beneficiaries: Up to \$500 (10 points=\$1.00) in rewards for completing a wellness medical service or completing a Challenge (gamified series of goal-oriented behaviors) or Power-Up (bite-sized tiles of content and interactions) in the My Health Pays portal.	13 (28%)	\$650
QualChoice Life		374 (32%)	\$14,960
QCA		2 (67%)	\$100
		3,960 (7%)	\$15,970
		1,519 (4%)	\$5,659
		1,550 (5%)	\$5,614



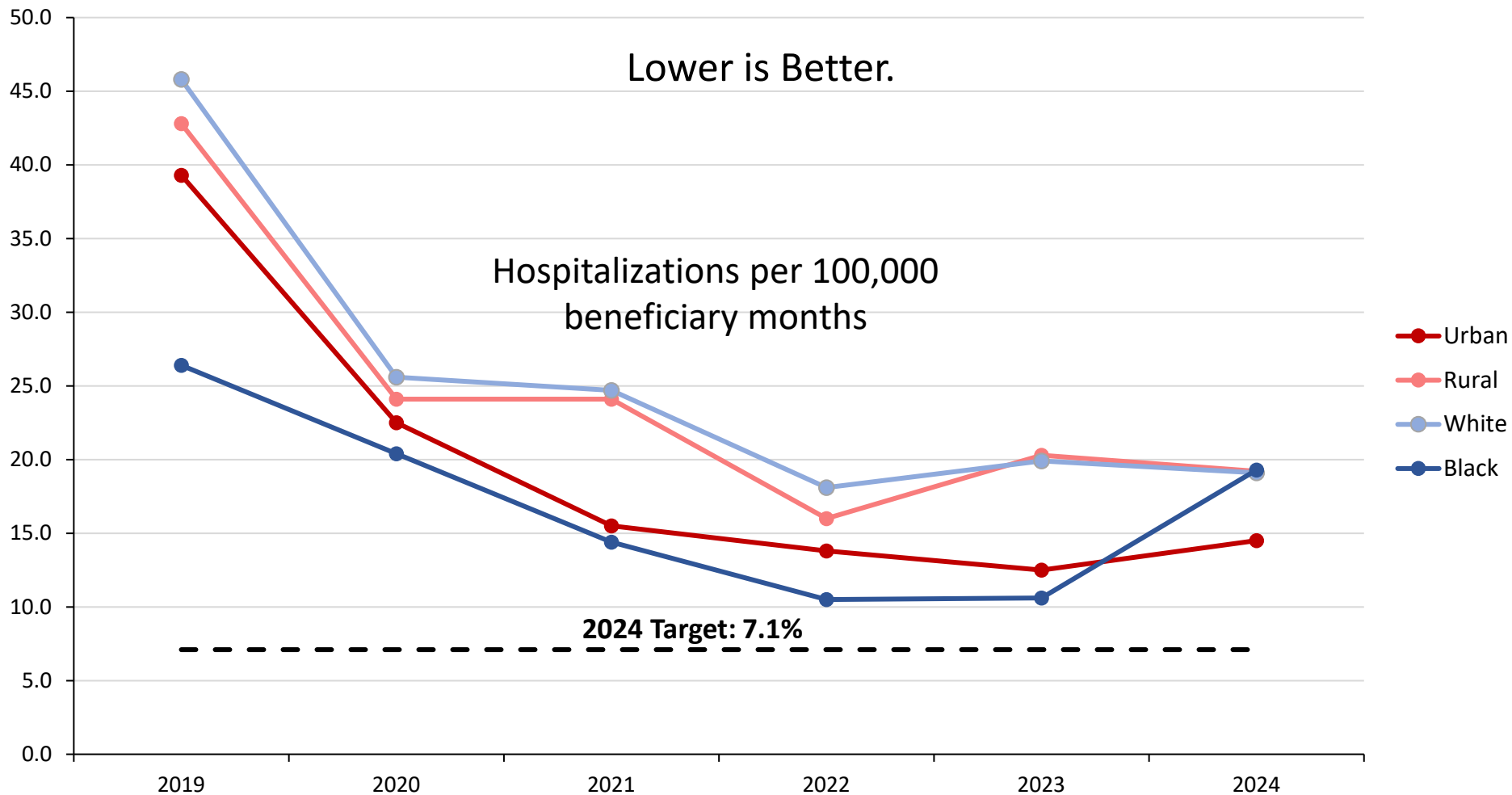
Hospitalization for Asthma in Younger Adults, 19-39 Years



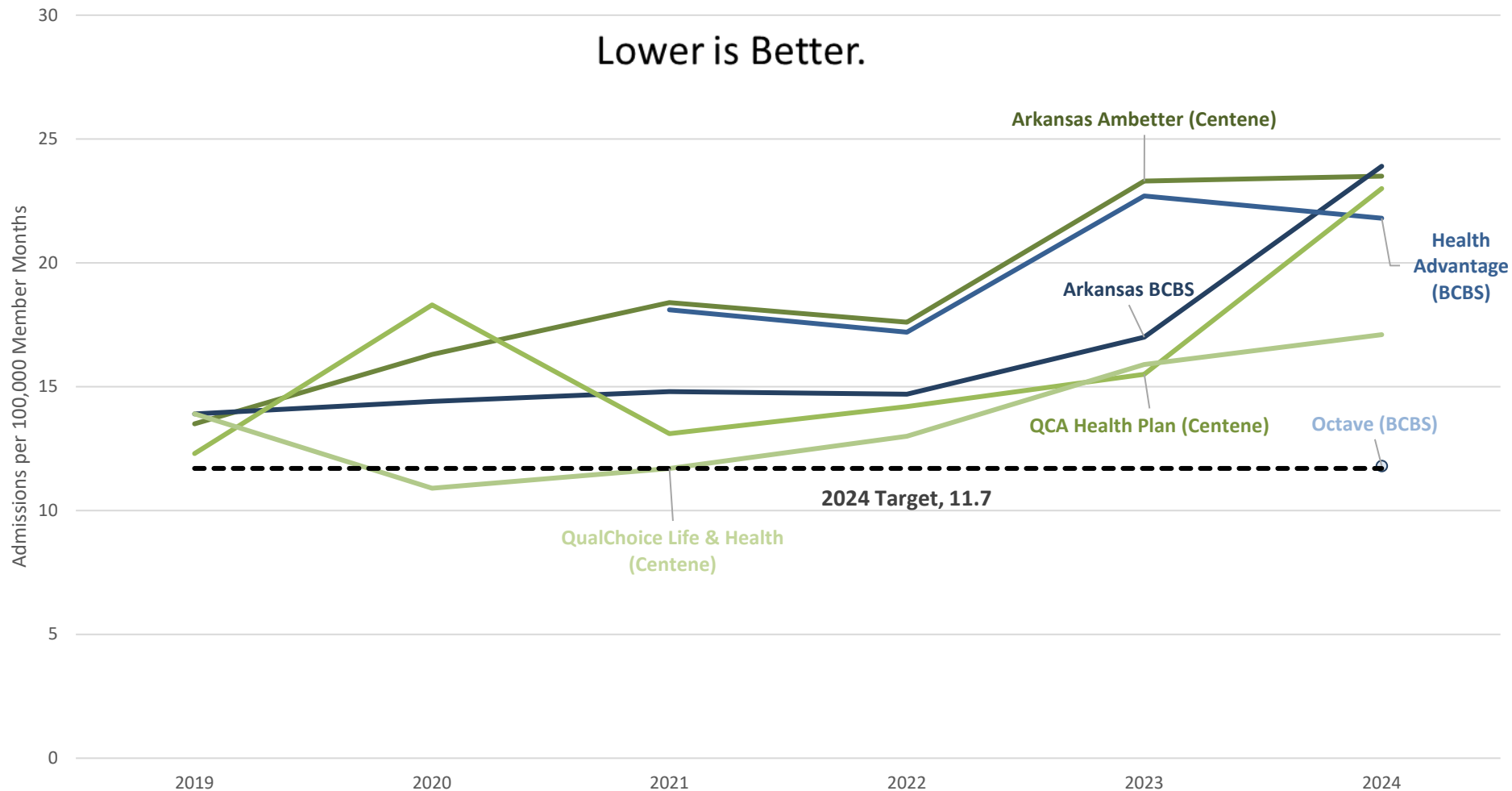
Hospitalization for COPD or Asthma, 40-64 years old 2022-2024



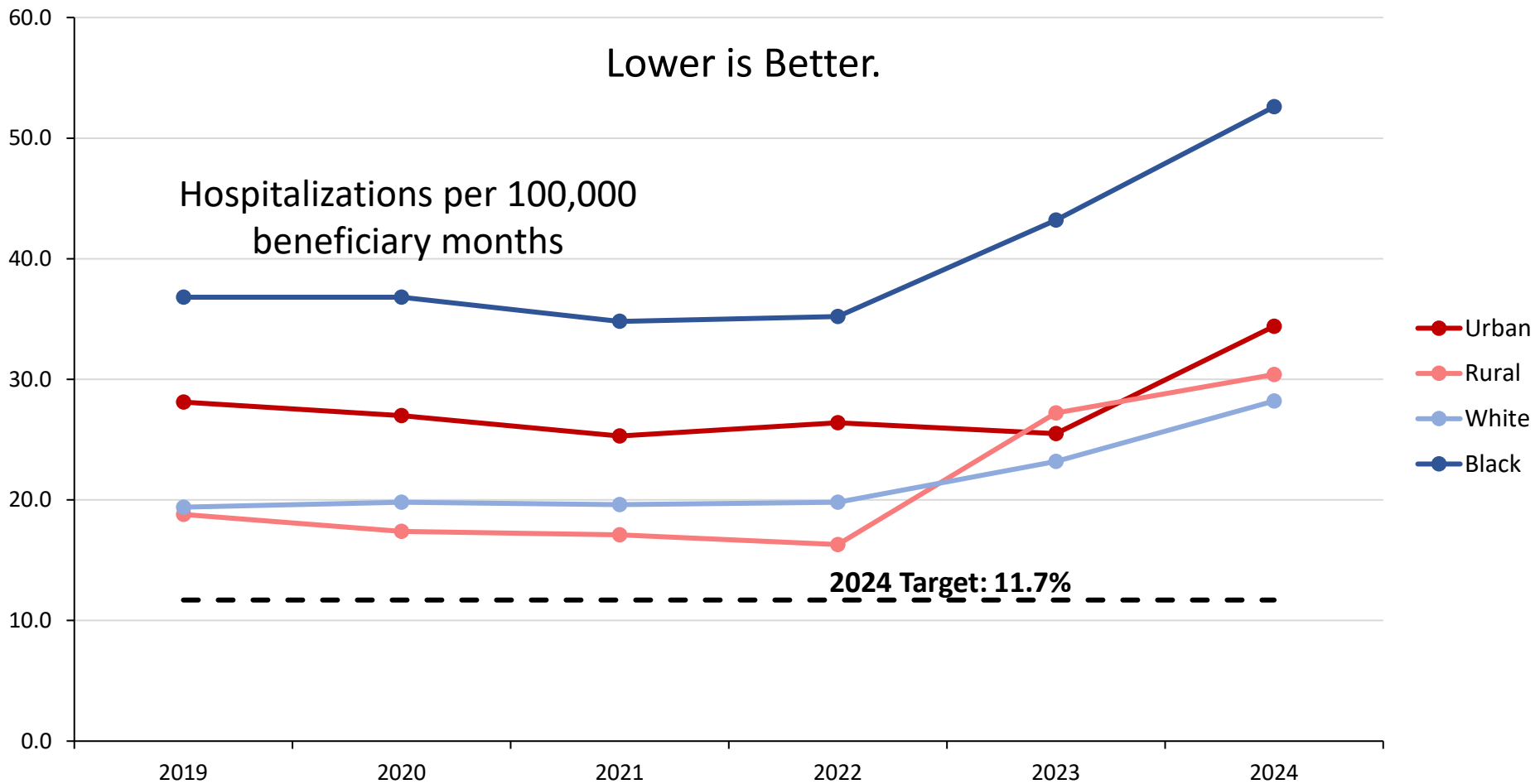
Hospitalization for COPD or Asthma, 40-64 Years



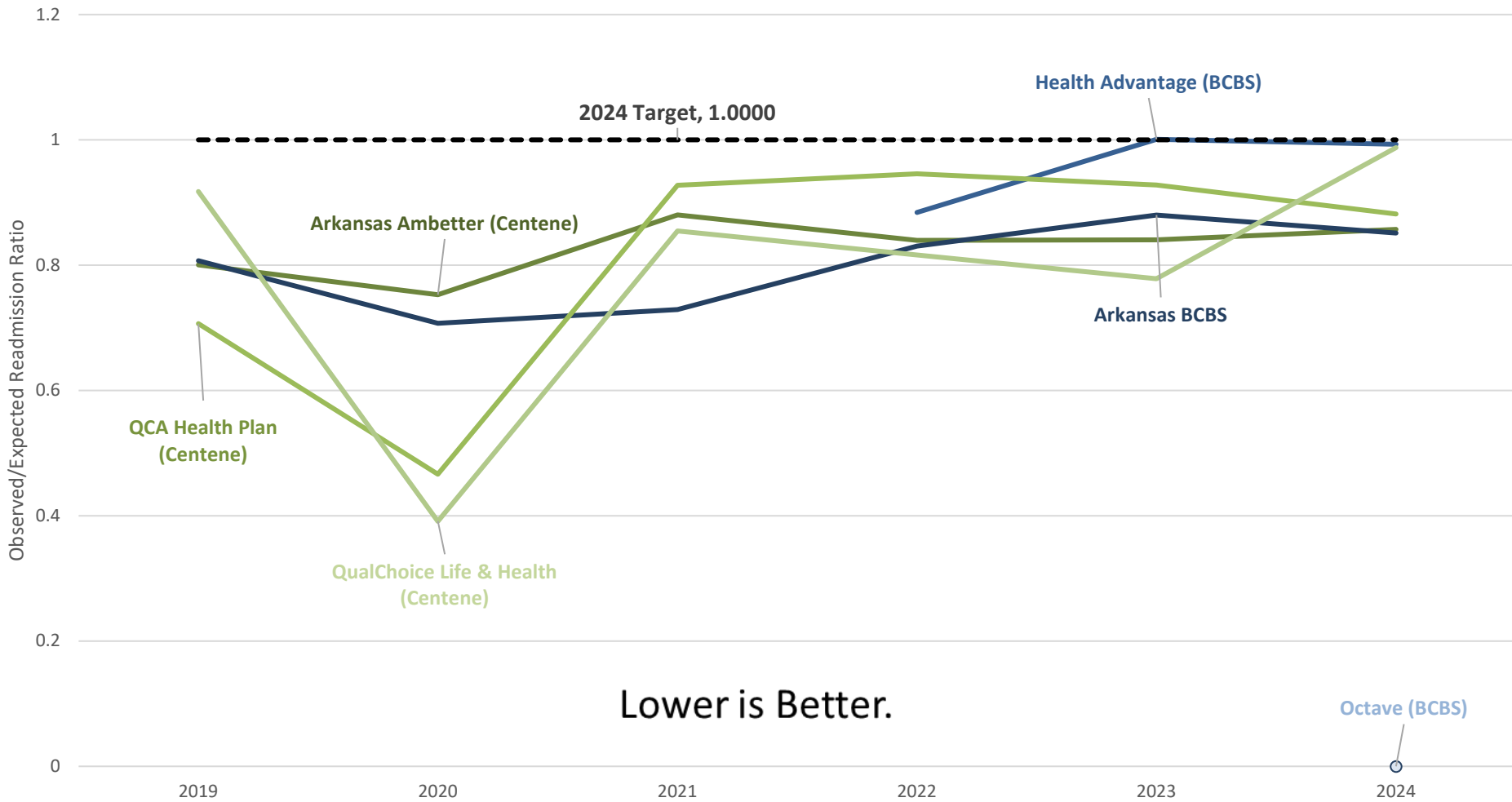
Hospitalization for Heart Failure, 19-64 Years



Hospitalization for Heart Failure, 19-64 Years



All-Cause Hospital Readmissions, 19-64 Years



Chronic Conditions

- Hospitalization for heart failure continued an upward trend.
- Octave and BCBS had the best performance in All-Cause Readmissions.
- QualChoice had the best performance in Hospitalization for COPD or Asthma in adults 40-64.
- Demographics:
 - Black beneficiaries had higher rates of hospitalization for heart failure than white beneficiaries.
 - There was a sharp uptick in 2024 hospitalizations for asthma in younger adults and asthma or COPD in older adults among black beneficiaries

Substance Use Disorders



**ARKANSAS DEPARTMENT OF
HUMAN SERVICES**

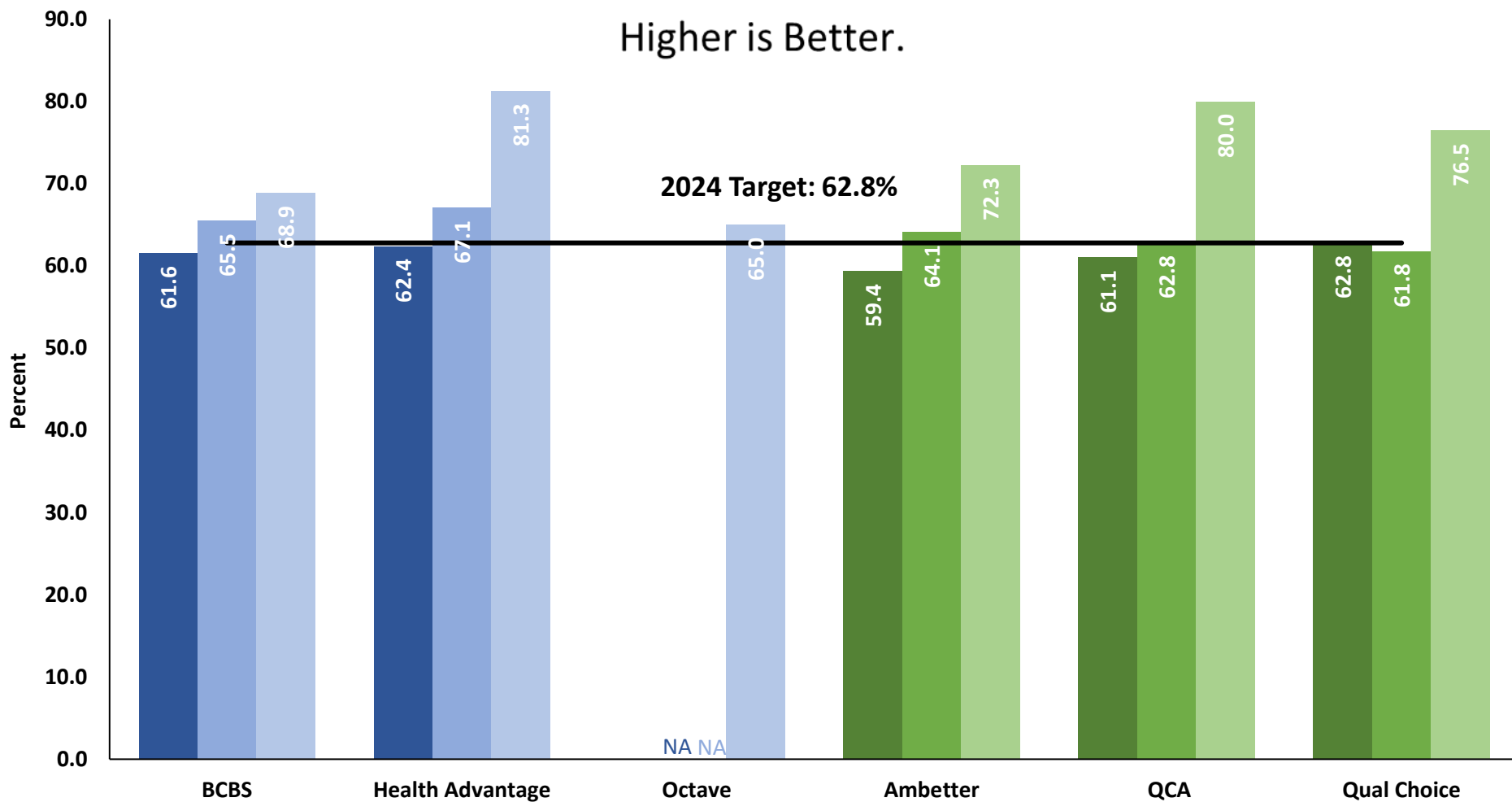
2024 QHP Health

Improvement Incentives: Substance Use Disorder

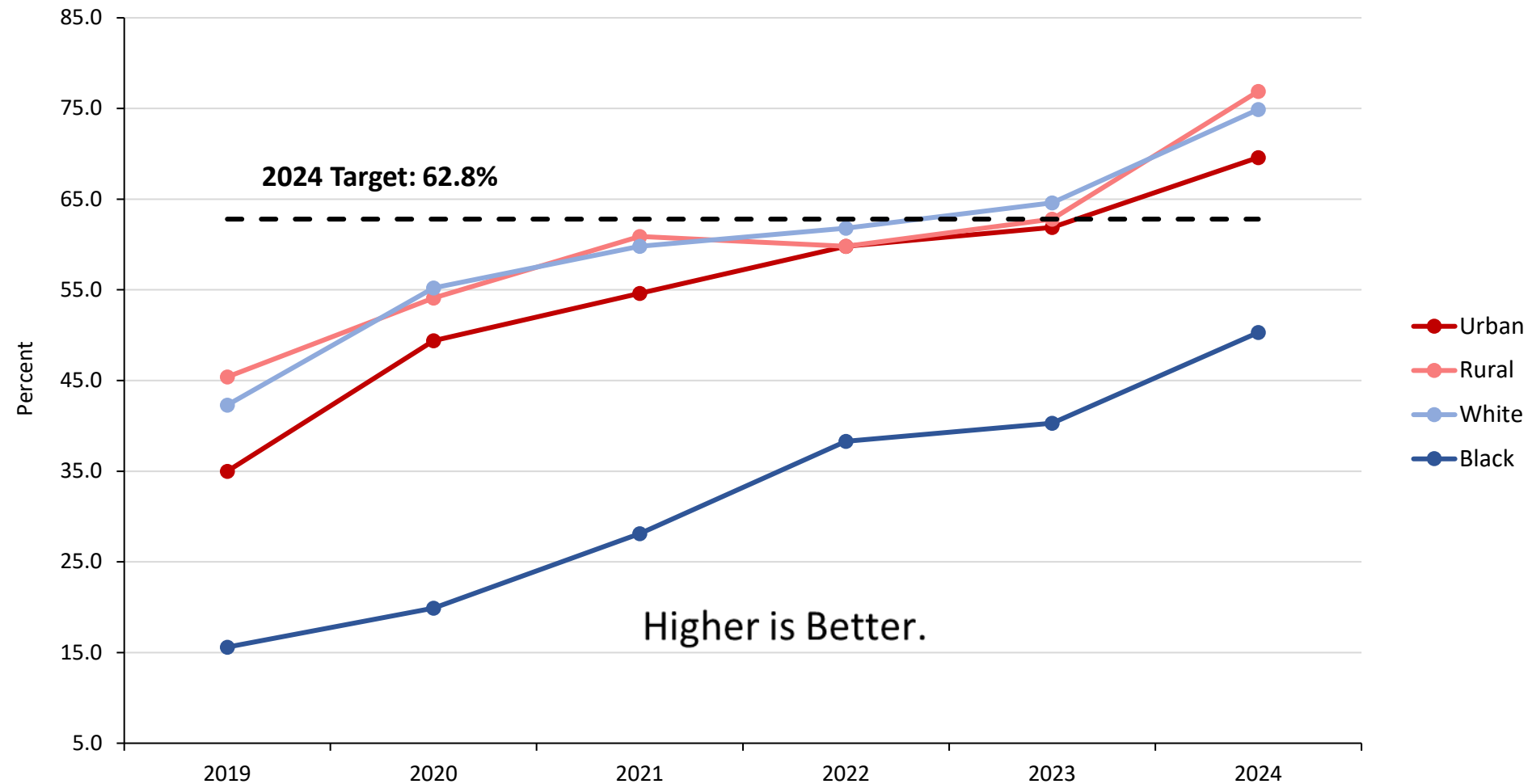
QHP	Incentive Activity	Beneficiaries Awarded (% of eligible)	Total Awarded
Blue Cross and Blue Shield	Award beneficiaries: <ul style="list-style-type: none"> \$100 for completing follow-up visit within 30 days of ER visit for a substance use disorder. \$50 for completing follow up visit or receiving medication-assisted therapy within 14 days and attending 2 follow-up visits after a new diagnosis of substance use disorder 	114 (28%)	\$12,500
Health Advantage		1,002 (42%)	\$65,900
		27 (24%)	\$2,800
Octave		269 (49%)	\$17,350
		20 (22%)	\$2,000
Ambetter		50 (64%)	\$3,100
QualChoice Life	No specific incentive, but allows participation in the Health Assistance Linkage and Outreach case management program.	6 (1%)	N/A
QCA		3 (1%)	N/A
		2 (1%)	N/A



Use of Pharmacotherapy for Opioid Use Disorder, 19-64 Years, 2022-2024



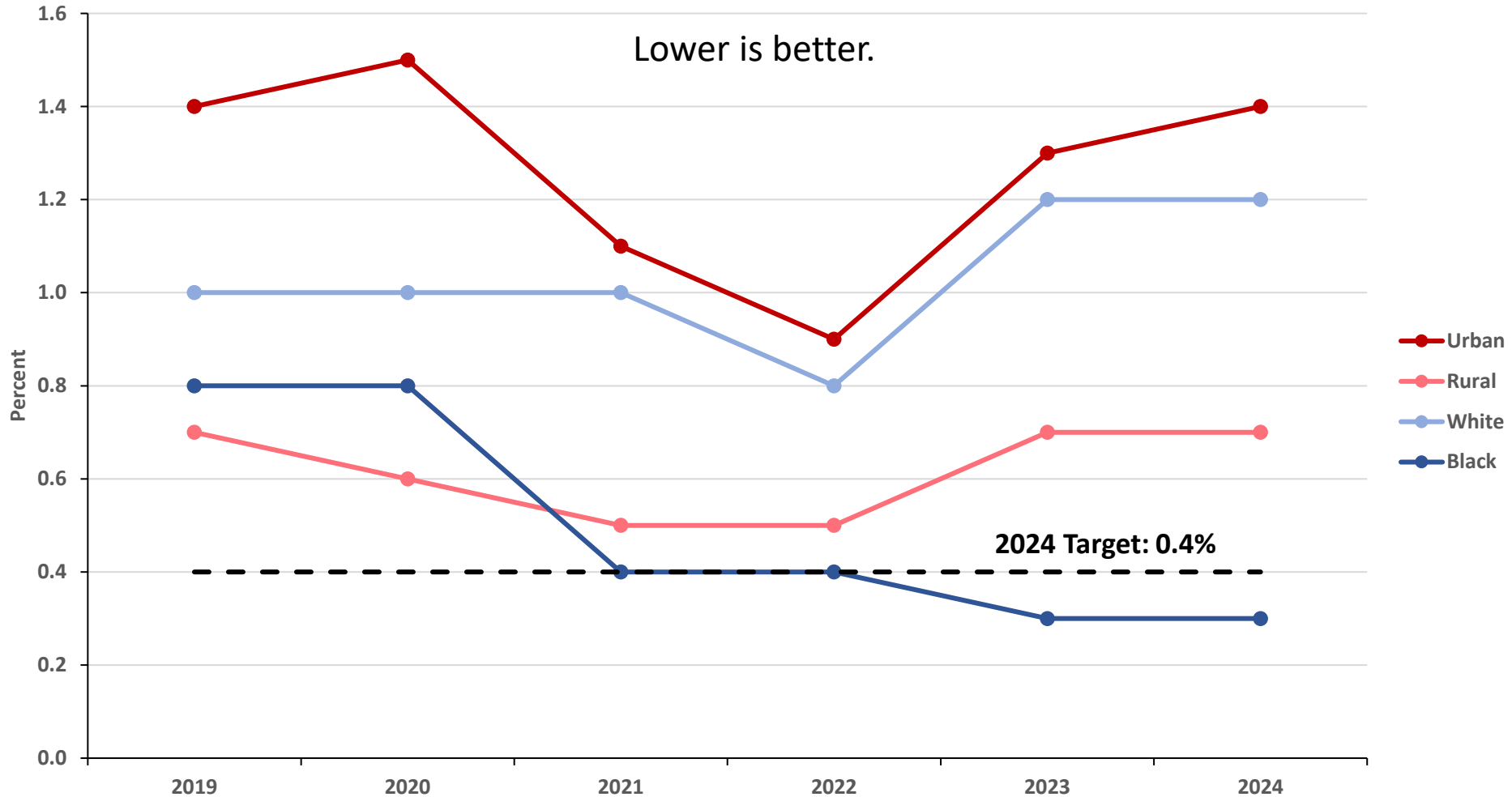
Use of Pharmacotherapy for Opioid Use Disorder



Use of Opioids at High Dosage in Persons Without Cancer, 2022-2024



Use of Opioids at High Dosage in Persons Without Cancer



Substance Use Disorder

- Use of pharmacotherapy for opioid use disorder continued an upward trend in all categories.
- Concurrent use of opioids and benzodiazepines continued to decline in 2024.
- Demographics:
 - White beneficiaries had significantly worse rates in both measures than black beneficiaries.
 - Rural rates for both measures were better than urban rates.

Overall QHP Results

All QHPs met

Use of Pharmacotherapy for Opioid Use Disorder

Most QHPs met

F/U within 30 days after Hospitalization for Mental Illness

Most QHPs Did not meet

Hospitalizations for asthma in younger adults

Use of Opioids at High Dosage in Persons without Cancer

Diabetes Screening for People using Antipsychotic medications

Use of Opioids at High Dosage in Persons without Cancer

Low Birth Weight, Live births weighing < 2,500 grams

Very Low Birth Weight, Live births weighing < 1,500 grams

Pre-Term Birth, Live births 17 - 36 weeks gestation

No QHPs met

Cervical Cancer screening

Chlamydia Screening in Women

Hospitalizations for COPD or Asthma in older adults

Hospitalizations for Heart Failure

Concurrent use of Opioids and Benzodiazepines

Adherence to Antipsychotic Medications for Individuals with Schizophrenia

Next Activities

- Next meeting in December; date and location TBD
- Meeting topics:
 - Continued 2024 quality measure review
 - Review of potential financial penalties for failure to meet targets
 - 2026 strategic plans and incentives

We Care. We Act. We Change
Lives.

