

**DIVISION OF**

**YOUTH**

**SERVICES**

**ARKANSAS DHS STATISTICAL REPORT  
DIVISION OF YOUTH SERVICES  
INTRODUCTION  
SFY 2014**

**Mission**

The mission of the Division of Youth Services is to provide effective prevention, intervention and treatment programs to give opportunities for success to families and children in Arkansas and to ensure public safety.

**Vision**

Children and families in Arkansas are safe and have the resources they need in their communities to help them succeed.

**Values**

This plan is based on a number of shared values and beliefs among stakeholders for juvenile justice reform:

1. State resources and programs to support children and families in Arkansas should be coordinated in a system of care for maximum effectiveness This imperative must infuse every goal and strategy in this plan.
2. Redirecting resources from incarceration and punishment to prevention and treatment will be more effective, less costly, and lead to greater public safety for citizens of the state.
3. Youth and families should receive services in community centers close to their homes whenever possible This will allow more community buy-in, family involvement, and ease of transition after treatment.
4. Response to children in trouble should involve multi-system interventions with their families, and families should be involved in needs assessment and planning.
5. Programs and services should be strength-based and empower youth and families to succeed.
6. Programs and services should be evidence-based or have data showing effective outcomes. To achieve this accountability will require better baseline data and on-going data sharing as well as a commitment to data-based decision making.
7. All children and youth in the state should have equal opportunities for fairness, help and success without regard to gender, race or ethnicity, disability, geographic location, income level, or any other factor.
8. An effective juvenile justice system will require creative partnerships among state agencies, public and private schools, churches and faith-based organizations, local communities, the judicial system, and foundations.

**ARKANSAS DHS STATISTICAL REPORT  
DIVISION OF YOUTH SERVICES  
INTRODUCTION  
SFY 2014**

**Historic Overview of DYS**

Act 199 of 1905 established the first reform schools in Arkansas in Little Rock and Alexander, respectively.

Act 67 of 1917, the Arkansas Boys' Reform School was relocated to Pine Bluff.

Act 60 of 1937 established two additional "training" schools at Wrightsville and Fargo.

In 1968, the Department for Rehabilitative Services was assigned responsibility to administer "training" schools. The Benton Services Center was opened and controlled the diagnosis and intake responsibilities regarding the youth committed to state custody.

In 1971, Act 38 established the Department of Social and Rehabilitative Services (SRS), a forerunner to the current Department of Human Services (DHS). The Office of Juvenile Services was placed under the direction of the Director of SRS. In 1977, the Division of Youth Services was formally created as a division within the current present DHS.

In 1985, Act 348 merged the Division of Youth Services with the Division of Children and Family Services until Act 1296 of 1993 reestablished DYS as an independent division within DHS. The Division of Youth Services (DYS) was authorized by Act 1296 to be "devoted entirely to handling the problems of youths involved in the juvenile justice system." DYS became operational in October 1993 and is responsible for client-specific programming and individual treatment programs, serious offender programs for violent youth offenders, providing alternative community-based programming, and other services specified directly by Act 1296.

**ARKANSAS DHHS STATISTICAL REPORT  
DIVISION OF YOUTH SERVICES  
SFY 2014**

In SFY 2014, the Division of Youth Services contracted with Community Based Providers (CBP) for the following services: Targeted Casework Management, Therapy, Diagnosis and Evaluation, Intensive Casework Management, Interstate Compact, Emergency Shelter and Residential Treatment. In addition, the Community Based Providers provided sanction services that included Community Service Supervision, Intensive Supervision and Tracking, Compliance Monitoring, Drug Screening, Day Services Level I, Day Services Level II, and Crisis Residential Treatment. Funding for community/based services was allocated to each judicial district, with one contractor servicing each district. The providers in each district conducted a needs survey in order to provide the services most beneficial to the youth in their individual areas. Aftercare services were provided in accordance with ACT 1222, with quarterly reports submitted to the Legislative Committee on Children and Youth.

The Division also contracts for Specialized Services including: Therapeutic Group Home Services, Comprehensive Residential Treatment Services in Psychiatric facilities, Sex Offender Treatment Services, Socialization/Recreation Services, Therapeutic Foster Care, Diagnosis and Evaluation and Therapy. The Residential Facilities have a total of 305 bed contracted with DYS.

The Residential Facilities had direct expenses in the amount of \$27,654,230.86. The Community Based Programs and Service Providers had direct expenses in the amount of \$18,433,799.07. The Specialized Services Programs had direct expenses in the amount of \$2,965,809.82. Total expenditures was \$49,053,839.75.

**Community Based Programs and Services Providers**

Comprehensive Juvenile Services - Fort Smith  
Consolidated Youth Services - Jonesboro  
Conway County Community Services, Inc. - Morrilton  
Counseling Clinic - Benton  
East Arkansas Youth Services, Inc. - Marion  
Health Resources of Arkansas, Inc. - Batesville  
Ouachita Children's Center - Hot Springs  
Phoenix Youth and Family Services - Crossett  
Professional Counseling Associates - Lonoke  
South Arkansas Youth Services, Inc. - Magnolia  
Southwest Arkansas Counseling & Mental Health Center - Texarkana  
United Family Services, Inc. - Pine Bluff  
Youth Bridge, Inc. - Fayetteville

**ARKANSAS DHHS STATISTICAL REPORT  
DIVISION OF YOUTH SERVICES  
SFY 2014**

**Specialized Services Programs**

Arkansas State Hospital Unit, ASH - Little Rock  
Consolidated Youth Services - Jonesboro  
Piney Ridge - Fayetteville  
Rivendell Behavior Health Services - Benton  
South Arkansas Youth Services, Inc. - Magnolia  
Vera Lloyd - Little Rock  
Youth Bridge - Fayetteville  
Youth Home - Little Rock  
Youth Villages, Inc. - Memphis, TN  
Alma's Home for Children  
A1 US  
Community Empowerment Council, Inc.  
East Arkansas Youth Services, Inc.  
Ouachita Children's Center  
Phoenix Youth and Family Services, Inc.

**Residential Facilities**

Arkansas Juvenile Assessment & Treatment Center - Bryant, AR  
Colt Juvenile Treatment Center  
Harrisburg Juvenile Treatment Center  
Mansfield Juvenile Treatment Center  
Mansfield Juvenile Treatment Center for Girls  
Dermott Juvenile Treatment Center  
Dermott Juvenile Correctional Facility  
Lewisville Juvenile Treatment Center

Source: Division of Youth Services



**ARKANSAS DHS STATISTICAL REPORT  
COMMITMENTS TO YOUTH SERVICES CENTERS  
BY JUDICIAL DISTRICT  
SFY 2014**

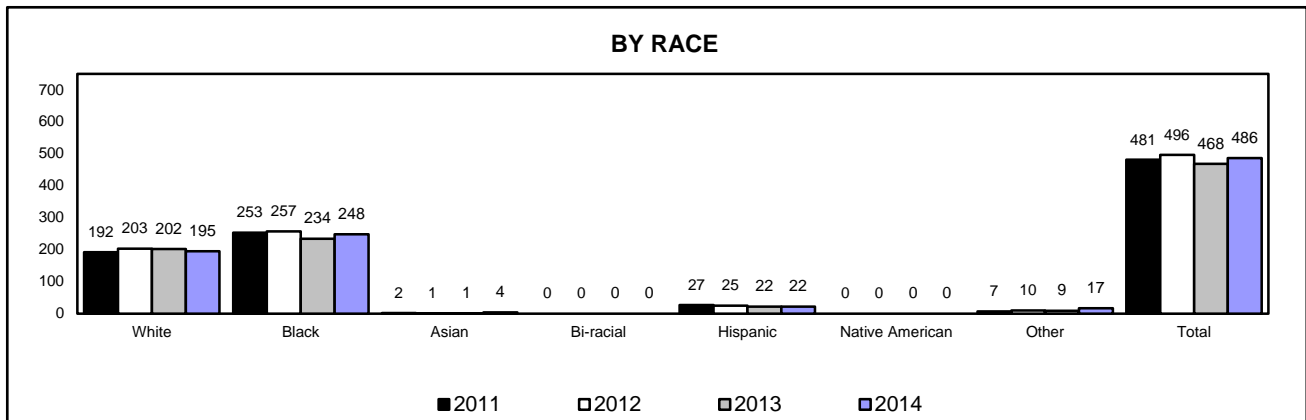
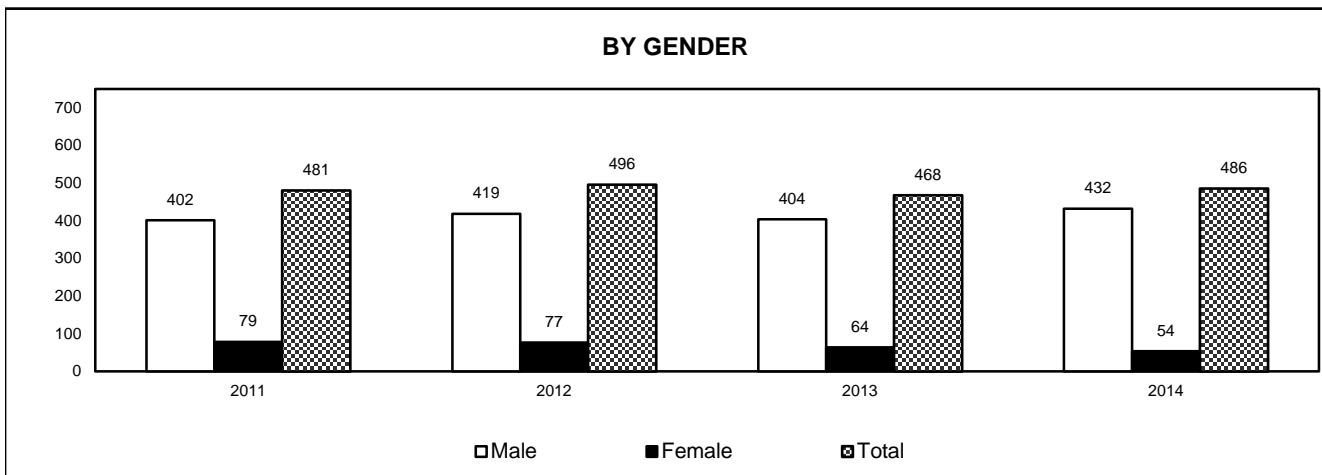
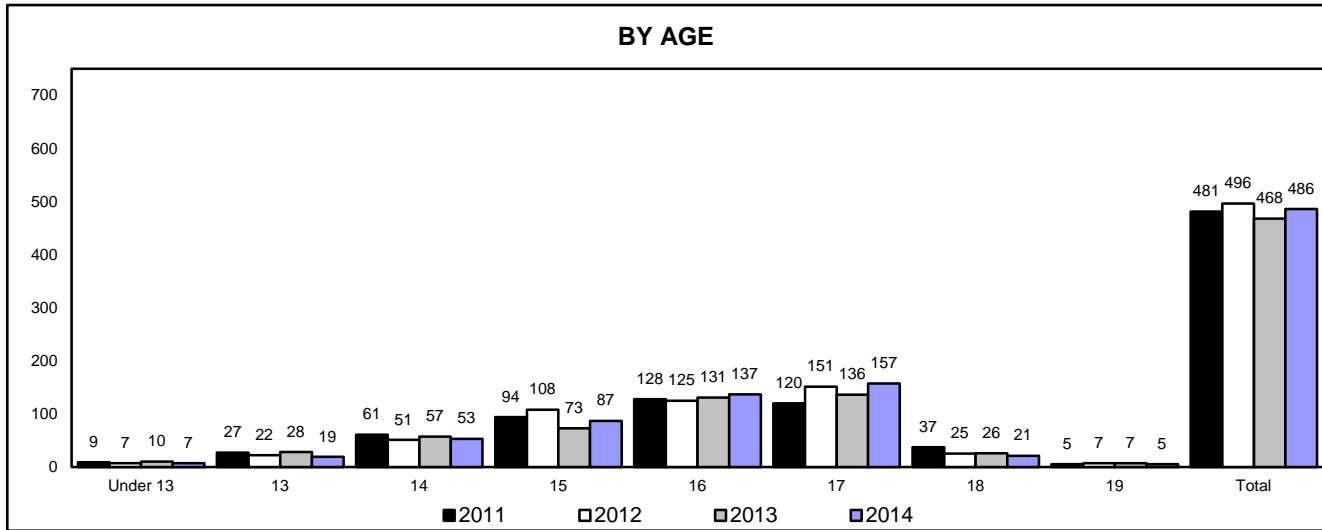
Judicial District	Committing County	Number of Commitments		Judicial District	Committing County	Number of Commitments		
		By County	District Total			By County	District Total	
1st	Cross	3		11th East	Arkansas	6	6	
	Lee	1		11th West	Jefferson	44		
	Monroe	2			Lincoln	2	46	
	Phillips	9			12th	Sebastian	21	21
	St. Francis	2		13th		Calhoun	1	
	Woodruff		17			Cleveland	1	
2nd	Clay	0			Columbia	6		
	Craighead	14			Dallas	2		
	Crittenden	10			Ouachita	18		
	Greene	1			Union	18	46	
	Mississippi	5		14th	Baxter	2		
	Poinsett	0	30		Boone	1		
3rd	Jackson	4			Marion	0		
	Lawrence	1			Newton	1	4	
	Randolph	2			15th	Conway	0	
	Sharp	1	8			Logan	1	
4th	Madison	0		Scott		0		
	Washington	6	6	Yell		2	3	
	5th	Franklin	2			16th	Cleburne	10
Johnson		4		Fulton			3	
Pope		9	15	Independence	5			
6th	Perry	0		Izard	0			
	Pulaski	58	58	Stone	0		18	
7th	Grant	8		17th	Prairie		0	
	Hot Spring	8	16		White	7	7	
8th North	Hempstead	11		18th East	Garland	30	30	
	Nevada	2	13		18th West	Montgomery	1	
8th South	Lafayette	1		Polk		2	3	
	Miller	9	10	19th East	Carroll	3	3	
9th East	Clark	10	10		19th West	Benton	6	6
9th West	Howard	0		20th		Faulkner	13	
	Little River	4			Searcy	0		
	Pike	1			Van Buren	0	13	
	Sevier	5	10		21st	Crawford	2	2
10th	Ashley	10		22nd		Saline	37	37
	Bradley	1			23rd	Lonoke	5	5
	Chicot	11				<b>TOTAL *</b>	<b>486</b>	
	Desha	9						
	Drew	12	43					

\* Based on actual commitment orders regardless of case

Source: Division of Youth Services



## ARKANSAS DHS STATISTICAL REPORT YOUTH SERVICES CENTERS COMMITMENTS SFY 2011 - 2014



Source: Division of Youth Services

**ARKANSAS DHS STATISTICAL REPORT  
ADJUDICATED DELINQUENTS COMMITTED  
TO YOUTH SERVICES CENTERS  
BY MOST SERIOUS FELONY OFFENSES  
SFY 2004 to 2014**

Felony Offense	State Fiscal Year										
	2004	2005	2006	2007	2008	2009	2010	2011	2012	2013	2014
Arson	0	2	3	4	6	1	4	5	0	0	1
Battery, First Degree	1	7	1	2	2	6	4	3	2	1	2
Burglary (d)	74	52	55	60	73	80	108	69	67	39	41
Kidnapping	0	0	0	0	0	2	1	1	3	0	1
Murder (a) (1)	0	0	0	0	2	2	0	3	2	1	1
Rape (2)	22	19	17	14	17	23	16	16	19	9	13
Robbery (b)	4	17	15	12	22	30	96	12	24	21	20
Total Commitments of Selected Offenses	101	97	91	92	122	144	229	109	117	71	79

Total Commitments of All Offenses (c)	531	575	647	622	598	636	531	481	496	468	486
---------------------------------------	-----	-----	-----	-----	-----	-----	-----	-----	-----	-----	-----

(a) Includes Capital, First Degree and Second Degree Murder.

(b) Includes Aggravated Robbery and Robbery.

(c) Includes Commitments for "Evaluation Only".

(d) Includes Burglary Commercial and Residential.

(1) Includes Attempted Capital Murder, Conspiracy to Commit Capital Murder, Conspiracy to Commit Murder-Second Degree, and Criminal Attempt Murder-Second Degree.

(2) Includes Criminal Attempted Rape.

**Commitments By Offense Class**

SFY	Felonies	Misdemeanors	Violation*	Total
2004	336	195	0	531
2005	328	245	2	575
2006	354	293	0	647
2007	359	260	3	622
2008	379	214	5	598
2009	409	227	0	636
2010	331	186	14	531
2011	306	175	0	481
2012	301	179	16	496
2013	199	136	133	468
2014	204	137	145	486

\* Violation includes aftercare violations, probation violations, or revocation of probation.

Starting mid October 2012, DYS has been able to more accurately denote the youth committed for revocation of probation, probation violations, and aftercare violations.

**ARKANSAS DHS STATISTICAL REPORT  
ADJUDICATED DELINQUENTS COMMITTED  
TO YOUTH SERVICES CENTERS  
BY CATEGORY OF OFFENSE AND SEVERITY  
SFY 2014**

Offense Category	Sex	Felony							Misdemeanor					Total Offenses
		Y	A	B	C	D	U	Total	A	B	C	U*	Total	
Person	Male	26	2	12	2	42	0	84	29	1	3	0	33	117
	Female	0	0	0	0	5	0	5	4	0	0	0	4	9
	Total	26	2	12	2	47	0	89	33	1	3	0	37	126
Property	Male	3	0	37	30	20	0	90	36	0	0	0	36	126
	Female	0	0	0	0	4	0	4	4	0	0	0	4	8
	Total	3	0	37	30	24	0	94	40	0	0	0	40	134
Public Order	Male	2	0	0	1	3	1	7	17	0	18	1	36	43
	Female	0	0	0	0	0	0	0	3	0	5	0	8	8
	Total	2	0	0	1	3	1	7	20	0	23	1	44	51
Drug Law Violation	Male	0	0	3	4	2	0	9	13	0	0	0	13	22
	Female	0	0	0	1	1	0	2	1	0	0	0	1	3
	Total	0	0	3	5	3	0	11	14	0	0	0	14	25
Other	Male	0	0	0	0	2	0	2	0	0	0	122	122	124
	Female	0	0	1	0	0	0	1	1	0	0	24	25	26
	Total	0	0	1	0	2	0	3	1	0	0	146	147	150
Totals	Male	31	2	52	37	69	1	192	95	1	21	123	240	432
	Female	0	0	1	1	10	0	12	13	0	5	24	42	54
	Total	31	2	53	38	79	1	204	108	1	26	147	282	486

The severity of the offense ranges from Felony classification Y being the most serious to Misdemeanor classification U being the least serious.

\* The offenses of Revocation of Probation, Violation of Probation, and Aftercare Violation are all listed under the Misdemeanor classification U for purposes of this reporting chart.

**ARKANSAS DHS STATISTICAL REPORT  
PRIMARY OFFENSES OF ADJUDICATED DELINQUENTS  
COMMITTED TO YOUTH SERVICES CENTERS  
OFFENSE AGAINST PERSON  
SFY 2011 - 2014**

Offense Classification	Offense Grade	Offense Title	2011	2012	2013	2014
<b>Felony</b>	A	Murder, Second Degree	0	1	1	1
	A	Sexual Assault, First Degree	0	0	0	1
	B	Battery, First Degree	3	2	1	2
	B	Domestic Battery, First Degree	0	2	2	0
	B	Domestic Battery, Second Degree	0	2	0	0
	B	Furnishing Deadly Weapon to Minor	0	0	1	0
	B	Furnishing Prohibited Articles	0	0	1	0
	B	Kidnapping	0	3	0	1
	B	Robbery	4	6	8	7
	B	Sexual Assault, Second Degree	6	6	1	2
	B	Terroristic Act	1	0	3	0
	C	Dist-Poss-View Sex Explicit Child Material 1st Offense	0	0	0	1
	C	Domestic Battery, Second Degree	1	1	1	0
	C	False Imprisonment, First Degree	0	1	0	0
	C	Furnishing Prohibited Articles	2	0	0	0
	C	Hindering Apprehension or Prosecution	0	1	0	0
	C	Intimidating a Witness	0	1	0	0
	C	Manslaughter	1	3	0	0
	C	Negligent Homicide	0	2	0	0
C	Sexual Assault, Third Degree	6	0	2	1	
C	Trans/Dstrbtn Mat Depct Child, First Offense	0	0	2	0	
D	Aggravated Assault	4	7	5	6	
D	Aggravated Assault on Employee Correctional Facility	0	1	1	1	
D	Aggravated Assault on Family of Household Member	2	1	2	2	
D	Battering, Domestic - 3rd Degree	1	2	0	0	
D	Battery, Second Degree	19	20	12	14	
D	Communicating False Alarm	0	0	0	1	
D	Endangering Welfare of Minor - 1st Degree	0	0	1	0	
D	Negligent Homicide	0	1	0	0	
D	Sexual Assault - 2nd Degree	4	7	6	8	
D	Sexual Solicitation - Indecency of a Child	0	1	1	0	
D	Terroristic Threatening, First Degree	16	15	12	15	
Y	Aggravated Robbery	8	18	13	13	
Y	Capital Murder	0	0	0	0	
Y	Kidnapping	1	0	0	0	
Y	Murder, First Degree	3	1	0	0	
Y	Rape	16	19	9	13	
<b>Total Felony Offenses</b>			<b>98</b>	<b>124</b>	<b>85</b>	<b>89</b>

Source: Division of Youth Services

**ARKANSAS DHS STATISTICAL REPORT  
PRIMARY OFFENSES OF ADJUDICATED DELINQUENTS  
COMMITTED TO YOUTH SERVICES CENTERS  
OFFENSE AGAINST PERSON  
SFY 2011 - 2014**

Offense Classification	Offense Grade	Offense Title	2011	2012	2013	2014
<b>Misdemeanor</b>	A	Assault, First Degree	4	6	1	2
	A	Assault Family or Household Member, First Degree	0	0	2	2
	A	Battery, Third Degree	35	29	15	9
	A	Body Piercing/Branding/Tattooing Minor False Claim Parer	0	0	0	1
	A	Communicating False Alarm	2	1	0	0
	A	Domestic Battery, Third Degree	0	12	9	5
	A	Endangering Welfare of a Minor, Second Degree	0	1	1	1
	A	False Imprisonment - 2nd Degree	1	0	1	0
	A	Neglient Homicide	0	0	0	2
	A	Sexual Assault, Fourth Degree	1	0	0	0
	A	Stalking Third Degree	0	0	0	1
	A	Terroristic Threatening, Second Degree	10	12	13	10
	B	Assault Family of Household Member, Second Degree	0	1	1	0
	B	Assault, Second Degree	6	1	4	0
B	Terroristic Threatening, Second Degree	1	0	0	1	
C	Assault, Third Degree	3	1	2	0	
C	Assault Family or Household Member, Third Degree	2	1	2	3	
U	Insult or Abuse of a Teacher	0	1	2	0	
<b>Total Misdemeanor Offenses</b>			<b>65</b>	<b>66</b>	<b>53</b>	<b>37</b>
<b>Total Commitments for Offense Against Person</b>			<b>163</b>	<b>190</b>	<b>138</b>	<b>126</b>

Source: Division of Youth Services

**ARKANSAS DHS STATISTICAL REPORT  
PRIMARY OFFENSES OF ADJUDICATED DELINQUENTS  
COMMITTED TO YOUTH SERVICES CENTERS  
OFFENSE AGAINST PROPERTY  
SFY 2011 - 2014**

Offense Classification	Offense Grade	Offense	2011	2012	2013	2014
<b>Felony</b>	A	Arson	1	0	0	0
	B	Burglary	6	5	1	0
	B	Criminal Attempt	1	1	0	0
	B	Forgery, First Degree	1	0	1	0
	B	Residential Burglary	45	43	25	30
	B	Theft of Property	23	12	7	6
	B	Theft by Receiving	9	4	3	1
	C	Arson	0	0	0	1
	C	Commercial Burglary	16	19	13	11
	C	Criminal Attempt	1	1	1	1
	C	Criminal Mischief, First Degree	8	6	6	2
	C	Defacing Objects of Public Interest>\$250	1	0	0	0
	C	Forgery, Second Degree	2	3	0	2
	C	Obtaining Drugs by Fraud	0	0	1	0
	C	Theft of Property	20	21	5	2
	C	Theft by Receiving	6	5	5	11
	D	Breaking or Entering	16	17	15	16
	D	Criminal Attempt	1	1	1	1
	D	Criminal Mischief	1	2	0	2
	D	Theft of Property	3	4	8	5
	Y	Arson \$100,000 or more	4	0	0	0
	Y	Aggravated Residential Burglary	2	0	8	3
<b>Total Felony Offenses</b>			<b>167</b>	<b>144</b>	<b>100</b>	<b>94</b>

Source: Division of Youth Services

**ARKANSAS DHS STATISTICAL REPORT  
PRIMARY OFFENSES OF ADJUDICATED DELINQUENTS  
COMMITTED TO YOUTH SERVICES CENTERS  
OFFENSE AGAINST PROPERTY  
SFY 2011 - 2014**

Offense Classification	Offense Grade	Offense Title	2011	2012	2013	2014
<b>Misdemeanor</b>	A	Consol Offenses - Shoplifting Presump - Amount of Theft	2	0	0	0
	A	Criminal Attempt	0	1	0	1
	A	Criminal Mischief, First Degree	11	8	6	3
	A	Criminal Mischief, Second Degree	0	1	0	1
	A	Fraudulent Use of a Credit Card	0	0	0	1
	A	Shoplifting	1	4	1	3
	A	Theft by Receiving	7	4	5	5
	A	Theft of Property	18	22	14	26
	A	Unauthorized Use of a Vehicle	3	3	3	0
	B	Criminal Mischief, Second Degree	2	0	3	0
	B	Criminal Trespass	1	2	1	0
	C	Theft of Property Lost-Mislaid-Delivered By Mistake	1	0	0	0
	C	Criminal Trespass	1	2	2	0
<b>Total Misdemeanor Offenses</b>			<b>47</b>	<b>47</b>	<b>35</b>	<b>40</b>
<b>Total Commitments for Offense Against Property</b>			<b>214</b>	<b>191</b>	<b>135</b>	<b>134</b>

**ARKANSAS DHS STATISTICAL REPORT  
PRIMARY OFFENSES OF ADJUDICATED DELINQUENTS  
COMMITTED TO YOUTH SERVICES CENTERS  
OFFENSE AGAINST PUBLIC ORDER  
SFY 2011 - 2014**

Offense Classification	Offense Grade	Offense Title	2011	2012	2013	2014	
<b>Felony</b>	B	Unlawful Discharge Firearm Vehicle - 2nd Degree	0	0	1	0	
	C	Escape, First Degree	1	1	0	1	
	C	Failure to Appear	0	1	0	0	
	C	Fleeing	0	2	1	0	
	D	Absconding	15	9	2	1	
	D	Escape, Second Degree	0	1	1	0	
	D	Fleeing	0	1	1	0	
	D	Handgun Minor in Possession, Second Offense	0	2	2	1	
	D	Handgun Poss Pub School Property/Bus	2	2	3	1	
	U	Unlawful Burning	0	0	0	1	
	Y	Simult Poss of Drugs and Firearms	0	2	0	2	
	<b>Total Felony Offenses</b>			<b>18</b>	<b>21</b>	<b>10</b>	<b>7</b>
	<b>Misdemeanor</b>	A	Escape, Third Degree	0	2	0	2
A		Failure to Appear	2	1	0	0	
A		Fleeing	0	4	1	4	
A		Handgun Minor in Possession, First Offense	2	2	4	9	
A		Harassing Communications	1	1	0	1	
A		Harassment	3	2	4	2	
A		Indecent Exposure	2	1	1	0	
A		Obstructing Governmental Operations	1	3	0	1	
A		Public Sexual Indecency	1	0	0	0	
A		Resisting Arrest	2	3	1	1	
C		Disorderly Conduct	17	29	8	18	
C		Drinking in Public	0	0	2	0	
C		Fleeing	1	1	0	3	
C		Obstructing Governmental Operations	1	1	5	2	
C		Public Intoxication	3	1	1	0	
U		Contempt of Court	0	0	0	1	
U		Unlawful Burning	0	0	1	0	
<b>Total Misdemeanor Offenses</b>			<b>36</b>	<b>51</b>	<b>28</b>	<b>44</b>	
<b>Total Commitments for Offense Against Public Order</b>			<b>54</b>	<b>72</b>	<b>38</b>	<b>51</b>	



**ARKANSAS DHS STATISTICAL REPORT  
PRIMARY OFFENSES OF ADJUDICATED DELINQUENTS  
COMMITTED TO YOUTH SERVICES CENTERS  
DRUG LAW VIOLATIONS  
SFY 2011 - 2014**

Offense Classification	Offense Grade	Offense Title	2011	2012	2013	2014	
<b>Felony</b>	A	Manufacture, Delivery, Possession of Controlled Substance	2	0	0	0	
	B	Deliver Drug Paraphernalia to Anyone Under 18	0	0	0	1	
	B	Possession Controlled Substance Schedule I/II	0	0	0	1	
	B	Possession/Use of Drug Paraphernalia to Manufacture Meth	0	1	0	1	
	B	Possession, Etc Counterfeit Subt with Intent SCH I, II	1	0	0	0	
	C	Delivery, Possession, Manufacture, Etc. Drug Paraphernalia	1	2	0	0	
	C	Intro Cont-Sub into Another's Body IV-VI	1	0	0	0	
	C	Manufacture, Delivery, Possession Marijuana < 10 pounds	0	1	0	0	
	C	Manufacture, Etc. Controlled Substance, Sch IV, V	1	0	0	1	
	C	Manufacture, Deliver, Possess Marijuana >= 10 < 100 lbs	0	0	0	1	
	C	Possession Ctrl/Cnft Sub w/o Prescription, Third Offense	0	2	0	1	
	C	Possession of Controlled Substance Sch I, II	3	2	1	1	
	C	Possession Controlled Substance Sch III	0	0	0	1	
	C	Possession, Etc Counterfeit Subt with Intent SCH I-V	0	1	0	0	
	D	Poss of Ctrl/Counterfeit Subs w/o Presc, Second Offense	2	1	2	1	
	D	Possession Controlled Substance Sch I/II	0	0	0	1	
	D	Possession Drug Paraphernalia	0	0	0	1	
	Y	Manuf, Del, Possession Controlled Subs Sch I, II <28	7	1	0	0	
	<b>Total Felony Offenses</b>			<b>18</b>	<b>11</b>	<b>3</b>	<b>11</b>
	<b>Misdemeanor</b>	A	Delv, Poss, Manu, Etc. Drug Paraphernalia/Ctrfet Ctrl Sub	3	1	2	1
A		Poss of a Ctrl/Counterfeit Subs w/o Presc, First Offense	8	5	9	1	
A		Possession Controlled Substance Schedule III	0	0	2	5	
A		Possession Controlled Substance Schedule IV/V	0	0	0	5	
A		Possession Controlled Substance Schedule VI	0	0	0	1	
A		Possession of Marijuana	5	3	4	1	
B		Adulterant Drug Test or Possession of Adulterants	1	1	0	0	
<b>Total Misdemeanor Offenses</b>			<b>17</b>	<b>10</b>	<b>17</b>	<b>14</b>	
<b>Total Commitments for Drug Law Violation</b>			<b>35</b>	<b>21</b>	<b>20</b>	<b>25</b>	

Source: Division of Youth Services

**ARKANSAS DHS STATISTICAL REPORT  
PRIMARY OFFENSES OF ADJUDICATED DELINQUENTS  
COMMITTED TO YOUTH SERVICES CENTERS  
OTHER OFFENSES  
SFY 2011 - 2014**

Offense Classification	Offense Grade	Offense Title	2011	2012	2013	2014
<b>Felony</b>	B	Falsely Reporting a Terrorist Threat	0	0	0	1
	C	Interfering with Law Enforcement Officer	1	0	0	0
	D	Criminal Use of a Prohibited Weapon	1	0	0	1
	D	Possession of Defaced Firearm	1	0	0	1
	D	Tampering with Physical Evidence	0	1	0	0
	<b>Total Felony Offenses</b>			<b>3</b>	<b>1</b>	<b>0</b>
<b>Misdemeanor</b>	A	Attempt to Influence Public Servant	1	0	0	0
	A	Carrying Certain Prohibited Weapons	0	0	1	0
	A	Carrying Loaded Weapon in State Building	0	0	1	0
	A	Criminal Impersonation	1	0	0	0
	A	Filing False Rept of Crim Wrong Doing	0	0	0	1
	A	Possession of a Instrument of Crime	0	4	0	0
	B	Refusal to Submit to Arrest	1	1	1	0
	U	Criminal Contempt	0	0	0	1
	U	Aftercare Violation	0	0	0	18
	U	Revocation of Probation	9	16	133	118
	U	Violation of Probation	0	0	0	9
<b>Total Misdemeanor Offenses</b>			<b>12</b>	<b>21</b>	<b>136</b>	<b>147</b>
<b>Total Commitments for Other Offenses</b>			<b>15</b>	<b>22</b>	<b>136</b>	<b>150</b>

Source: Division of Youth Services

**ARKANSAS DHS STATISTICAL REPORT  
NUMBER OF ADJUDICATED DELINQUENTS  
RECOMMITTED TO YOUTH SERVICES CENTERS  
SFY 2011 - 2014**

SFY	Sex	Total Commitments	Number of Prior Commitments								N/A
			0	1	2	3	4	5	6	7+	
2011	Male	402	316	77	7	1	1	0	0	0	0
	Female	79	59	12	6	2	0	0	0	0	
	Total	481	375	89	13	3	1	0	0	0	

Recommitment Rate = 22%

Note: Based on all new commitment orders regardless of case.

2012	Male	419	326	71	18	2	2	0	0	0	0
	Female	77	60	12	3	2	0	0	0	0	
	Total	496	386	83	21	4	2	0	0	0	

Recommitment Rate = 22%

Note: Based on all new commitment orders regardless of case.

2013	Male	404	317	74	7	5	1	0	0	0	0
	Female	64	47	14	3	0	0	0	0	0	
	Total	468	364	88	10	5	1	0	0	0	

Recommitment Rate = 22%

Note: Based on all new commitment orders regardless of case.

2014	Male	432	344	70	17	0	1	0	0	0	0
	Female	54	42	11	1	0	0	0	0	0	
	Total	486	386	81	18	0	1	0	0	0	

Recommitment Rate = 21%

Note: Based on all new commitment orders regardless of case.

**ARKANSAS DHS STATISTICAL REPORT  
NUMBER OF JUVENILES REFERRED  
TO SPECIALTY PROVIDER FACILITIES  
SFY 2014**

Facility	Number of Placements		
	Male	Female	Total
Alma's Home for Children	0	2	2
A1 US Company, Inc.	2	0	2
Arkansas State Hospital	4	0	4
Community Empowerment Council, Inc.	7	0	7
Consolidated Youth Services - ASAP	11	0	11
Consolidated Youth Services - Transitional Bed	3	0	3
East Arkansas Youth Services, Inc. - Transitional Bed	5	0	5
Ouachita Children's Center - Transitional Bed	1	0	1
Phoenix Youth & Family Services, Inc. - Transitional Bed	1	0	1
Piney Ridge	19	0	19
Rivendell Behavioral Health Services	33	6	39
South Arkansas Youth Services, Inc. - Therapeutic Group Home	21	18	39
South Arkansas Youth Services, Inc. - Transitional Bed	1	0	1
Vera Lloyd	44	0	44
Youth Bridge, Inc. - Substance Abuse	30	0	30
Youth Bridge, Inc. - Therapeutic Group Home	10	0	10
Youth Home, Inc.	2	0	2
Youth Villages	2	0	2
<b>Total</b>	<b>196</b>	<b>26</b>	<b>222</b>

**Average Length-of-Stay of Adjudicated Delinquents\***

A. Juvenile Correctional Facilities	262 days
B. Juvenile Treatment Centers	217 days
C. Specialized Placements	143 days
D. Juvenile Detention Centers	43 days

\*Represents the length of time at the listed location and not the length of time since commitment to DYS.

**Number of Adjudicated Delinquents Admitted  
to Serious Offender Programs**

Serious Offender Program	Number of Admissions		
	Male	Female	Total
Arkansas Juvenile Assessment & Treatment Center	91	14	105
Colt Juvenile Treatment Center	47	0	47
Dermott Juvenile Correctional Facility (18-21)	73	0	73
Dermott Juvenile Treatment Center	58	0	58
Harrisburg Juvenile Treatment Center	70	0	70
Lewisville Juvenile Treatment Center	66	0	66
Mansfield Juvenile Treatment Center	59	0	59
Mansfield Juvenile Treatment Center for Girls	0	37	37
<b>Total</b>	<b>464</b>	<b>51</b>	<b>515</b>

Source: Division of Youth Services

**ARKANSAS DHS STATISTICAL REPORT  
COMMUNITY-BASED YOUTH SERVICES PROGRAMS  
SFY 2014**

The Community-based program network consists of 13 privately-operated non-profit organizations for SFY 2012. The division contracts with these programs to provide residential and non-residential services to youth up to the age of 21 who are adjudicated delinquents, members of "families in need of service", or youth at risk (youth who exhibit behavior that, if continued, would bring them into contact with the juvenile justice system).

**COMMUNITY-BASED PROGRAM INTAKES  
BY PROVIDER BY GENDER**

<b>Provider</b>	<b>Male</b>	<b>Female</b>	<b>Total</b>
Comprehensive Juvenile Services	306	170	476
Consolidated Youth Services	319	159	478
Conway County Community Services	418	255	673
Counseling Clinic	404	368	772
East Arkansas Youth Services, Inc.	53	24	77
Health Resources of Arkansas, Inc.	196	89	285
Ouachita Children's Center, Inc.	116	98	214
Phoenix Youth and Family Services	145	55	200
Professional Counseling Associates	92	60	152
South Arkansas Youth Services	177	73	250
Southwest AR Counseling and Mental Health Center	189	65	254
United Family Services, Inc.	571	264	835
Youth Bridge, Inc.	430	237	667
<b>TOTAL</b>	<b>3,416</b>	<b>1,917</b>	<b>5,333</b>

**ARKANSAS DHS STATISTICAL REPORT  
COMMUNITY-BASED INTAKES  
BY AGE  
SFY 2014**

Program	AGE							Total Intakes
	12 & Younger	13	14	15	16	17	18 & Older	
Comprehensive Juvenile Services	36	55	62	102	104	101	16	476
Consolidated Youth Services	32	43	61	94	112	132	4	478
Conway County Community Services	77	59	87	113	149	155	33	673
Counseling Clinic	259	61	54	95	147	138	18	772
East Arkansas Youth Services, Inc.	5	8	12	14	21	13	4	77
Health Resources of Arkansas, Inc.	35	25	34	51	60	70	10	285
Ouachita Children's Center	29	30	34	43	41	34	3	214
Phoenix Youth and Family Services	16	23	29	48	42	41	1	200
Professional Counseling Associates	24	11	20	26	31	38	2	152
South Arkansas Youth Services	15	28	28	59	64	50	6	250
Southwest AR Counseling and Mental Health Center	28	28	31	42	68	50	7	254
United Family Services	39	69	124	173	209	197	24	835
Youth Bridge, Inc.	26	41	97	133	185	175	10	667
<b>TOTAL</b>	<b>621</b>	<b>481</b>	<b>673</b>	<b>993</b>	<b>1,233</b>	<b>1,194</b>	<b>138</b>	<b>5,333</b>

Source: Division of Youth Services

**ARKANSAS DHS STATISTICAL REPORT  
INTERSTATE COMPACT ON JUVENILES  
SFY 2014**

The Interstate Compact on Juveniles (ICJ) was designed primarily for cases involving out-of-state runaways, escapees and absconders, and for the supervision of juveniles who have been adjudicated delinquent. It provides legal procedures for the return of runaways and makes it possible to place a juvenile on probation or parole in a state other than the one where the offense was committed with the assurance of supervision by the appropriate agencies of the state in which he/she is placed.

Requests for Home Evaluation/Supervision Sent by Arkansas to Other States	<b>88</b>
Probation Referrals	69
Parole Referrals	19
Requests for Home Evaluation/Supervision Received by Arkansas from Other States	<b>83</b>
Probation Referrals	73
Parole Referrals	10
Number of Runaways Returned (Non-Delinquent Youth)	<b>58</b>
Number of Escapees (Youth Committed to Facility)	<b>1</b>
Number of Absconders (Youth on Probation or Parole)	<b>25</b>