

DIVISION OF

YOUTH

SERVICES

**ARKANSAS DHS STATISTICAL REPORT
DIVISION OF YOUTH SERVICES
INTRODUCTION
SFY 2012**

Mission

The mission of the Division of Youth Services is to provide effective prevention, intervention and treatment programs to give opportunities for success to families and children in Arkansas and to ensure public safety.

Vision

Children and families in Arkansas are safe and have the resources they need in their communities to help them succeed.

Values

This plan is based on a number of shared values and beliefs among stakeholders for juvenile justice reform:

1. State resources and programs to support children and families in Arkansas should be coordinated in a system of care for maximum effectiveness This imperative must infuse every goal and strategy in this plan.
2. Redirecting resources from incarceration and punishment to prevention and treatment will be more effective, less costly, and lead to greater public safety for citizens of the state.
3. Youth and families should receive services in community centers close to their homes whenever possible This will allow more community buy-in, family involvement, and ease of transition after treatment.
4. Response to children in trouble should involve multi-system interventions with their families, and families should be involved in needs assessment and planning.
5. Programs and services should be strength-based and empower youth and families to succeed.
6. Programs and services should be evidence-based or have data showing effective outcomes. To achieve this accountability will require better baseline data and on-going data sharing as well as a commitment to data-based decision making.
7. All children and youth in the state should have equal opportunities for fairness, help and success without regard to gender, race or ethnicity, disability, geographic location, income level, or any other factor.
8. An effective juvenile justice system will require creative partnerships among state agencies, public and private schools, churches and faith-based organizations, local communities, the judicial system, and foundations.

**ARKANSAS DHS STATISTICAL REPORT
DIVISION OF YOUTH SERVICES
INTRODUCTION
SFY 2012**

Historic Overview of DYS

Act 199 of 1905 established the first reform schools in Arkansas in Little Rock and Alexander, respectively.

Act 67 of 1917, the Arkansas Boys' Reform School was relocated to Pine Bluff.

Act 60 of 1937 established two additional "training" schools at Wrightsville and Fargo.

In 1968, the Department for Rehabilitative Services was assigned responsibility to administer "training" schools. The Benton Services Center was opened and controlled the diagnosis and intake responsibilities regarding the youth committed to state custody.

In 1971, Act 38 established the Department of Social and Rehabilitative Services (SRS), a forerunner to the current Department of Human Services. The Office of Juvenile Services was placed under the direction of the Director of SRS. In 1977, the Division of Youth Services was formally created as a division within the current present Department of Human Services DHS.

In 1985, Act 348 merged the Division of Youth Services with the Division of Children and Family Services until Act 1296 of 1993 reestablished DYS as an independent division [within DHS]. The Division of Youth Services (DYS) was authorized by Act 1296 to be "devoted entirely to handling the problems of youths involved in the juvenile justice system." DYS became operational in October 1993 and is responsible for client-specific programming and individual treatment programs, serious offender programs for violent youth offenders, providing alternative community-based programming, and other services specified directly by Act 1296.

**ARKANSAS DHHS STATISTICAL REPORT
DIVISION OF YOUTH SERVICES
SFY 2012**

In SFY 2012, the Division of Youth Services contracted with Community Based Providers (CBP) for the following services: Targeted Casework Management, Therapy, Diagnosis and Evaluation, Intensive Casework Management, Interstate Compact, Emergency Shelter and Residential Treatment. In addition, the Community Based Providers provided sanction services that included Community Service Supervision, Intensive Supervision and Tracking, Compliance Monitoring, Drug Screening, Day Services Level I, Day Services Level II, and Crisis Residential Treatment. Funding for community/based services was allocated to each judicial district, with one contractor servicing each district. The providers in each district conducted a needs survey in order to provide the services most beneficial to the youth in their individual areas. Aftercare services were provided in accordance with ACT 1222, with quarterly reports submitted to the Legislative Committee on Children and Youth.

The Division also contracts for Specialized Services including: Therapeutic Group Home Services, Comprehensive Residential Treatment Services in Psychiatric facilities, Sex Offender Treatment Services, Socialization/Recreation Services, Therapeutic Foster Care, Diagnosis and Evaluation and Therapy. Six Serious Offender Programs, four with 30 beds, one with 26, and one with 27 beds, have contracts with DYS.

The Residential Facilities programs had direct expenses in the amount of \$23,392,800.82. The Community Based programs had direct expenses in the amount of \$20,191,777.16. The Residential Treatment programs had direct expenses in the amount of \$3,205,927.10. Total funding was \$46,790,505.08.

Community Based Programs and Services Providers

Comprehensive Juvenile Services - Fort Smith
Consolidated Youth Services - Jonesboro
Conway County Community Services, Inc. - Morrilton
Counseling Clinic - Benton
East Arkansas Youth Services, Inc. - Marion
Health Resources of Arkansas, Inc. - Batesville
Ouachita Children's Center - Hot Springs
Phoenix Youth and Family Services - Crossett
Professional Counseling Associates - Lonoke
South Arkansas Youth Services, Inc. - Magnolia
Southwest Arkansas Counseling & Mental Health Center - Texarkana
United Family Services, Inc. - Pine Bluff
Youth Bridge, Inc. - Fayetteville

Specialized Services Contractors

Arkansas State Hospital Unit, ASH - Little Rock
Consolidated Youth Services - Jonesboro
Piney Ridge - Fayetteville
Rivendell Behavior Health Services - Benton
South Arkansas Youth Services, Inc. - Magnolia
Vera Lloyd - Little Rock
Youth Bridge Substance Abuse Treatment - Fayetteville
Youth Home - Little Rock
Youth Village, Inc. - Memphis, TN

Source: Division of Youth Services

**ARKANSAS DHHS STATISTICAL REPORT
DIVISION OF YOUTH SERVICES
SFY 2012**

Substance Abuse Treatment Contractors

All contractors are responsible for providing substance abuse treatment pursuant to their contract.

Serious Offender Programs

Alexander Juvenile Correctional Facility (JUMP)
Colt Juvenile Treatment Center
Harrisburg Juvenile Treatment Center
Mansfield Juvenile Treatment Center
Mansfield Juvenile Treatment Center for Girls
Dermott Juvenile Treatment Center
Dermott Juvenile Correctional Facility
Lewisville Juvenile Treatment Center

**ARKANSAS DHS STATISTICAL REPORT
 DIVISION OF YOUTH SERVICES
 COMMITMENTS TO YOUTH SERVICES CENTERS*
 SFY 2012**



Total Number of Commitments: 496

*All commitments were counted even if a juvenile received one or more new commitment orders in the same case. Each was counted as a new commitment.

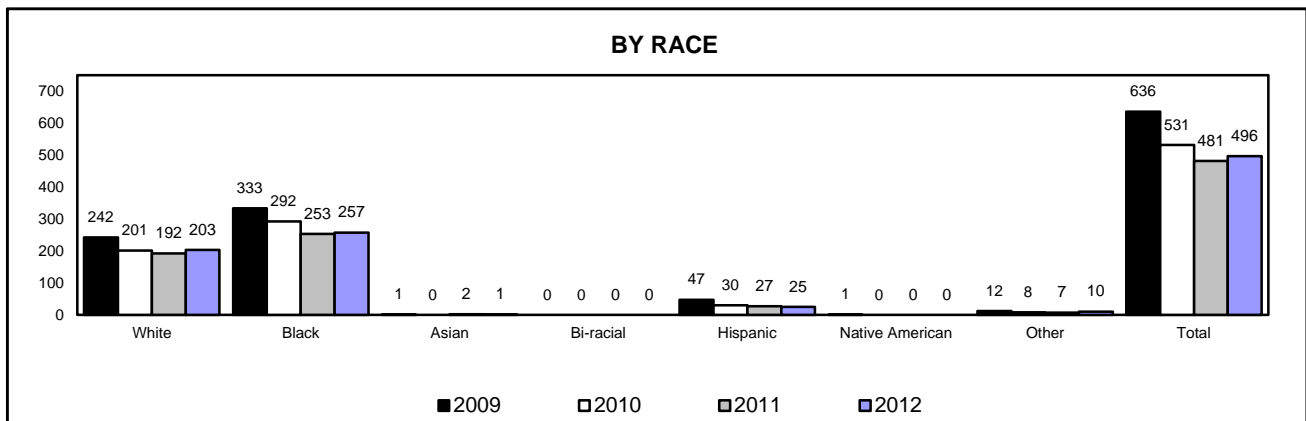
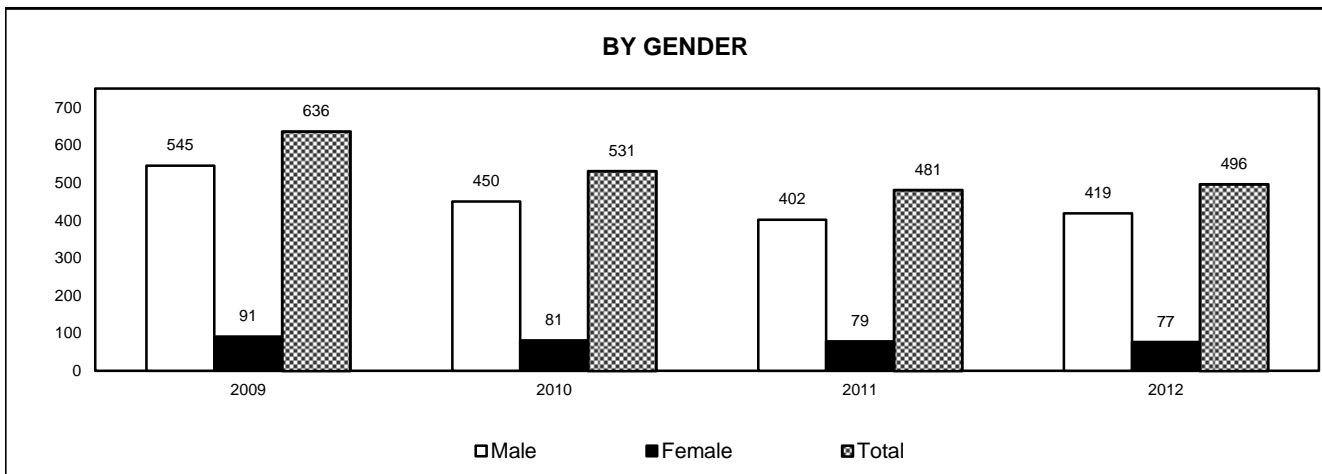
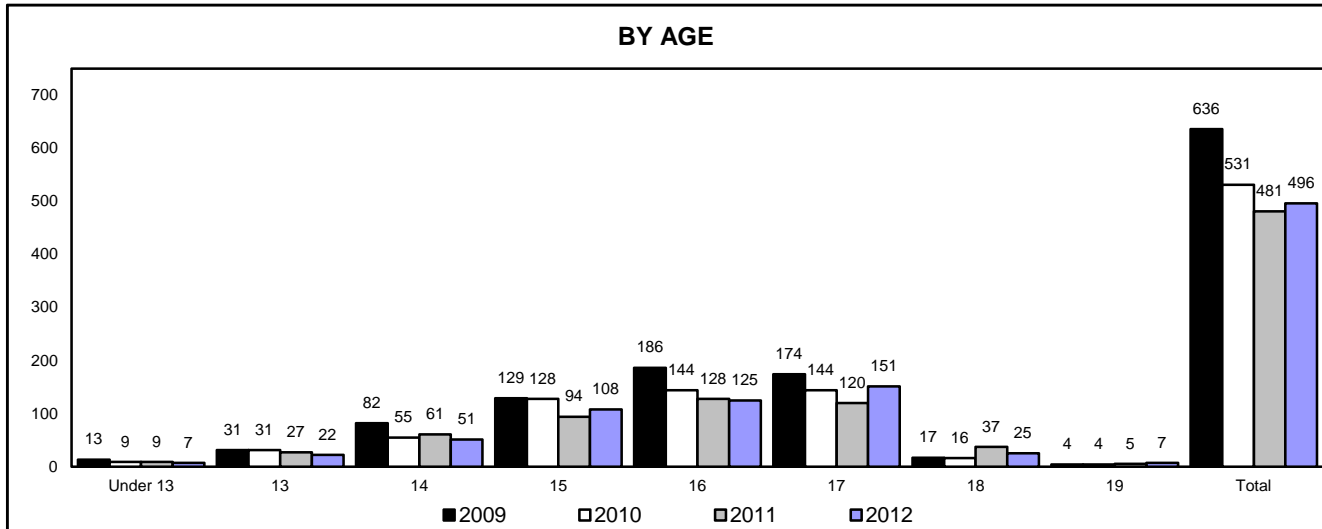
Source: Division of Youth Services

**ARKANSAS DHS STATISTICAL REPORT
COMMITMENTS TO YOUTH SERVICES CENTERS
BY JUDICIAL DISTRICT
SFY 2012**

Judicial District	Committing County	Number of Commitments		Judicial District	Committing County	Number of Commitments		
		By County	District Total			By County	District Total	
1st	Cross	3		11th East	Arkansas	10	10	
	Lee	1		11th West	Jefferson	53		
	Monroe	0			Lincoln	3	56	
	Phillips	4			12th	Sebastian	34	34
	St. Francis	8		13th		Calhoun	1	
	Woodruff	0	16			Cleveland	2	
2nd	Clay	2			Columbia	6		
	Craighead	20			Dallas	4		
	Crittenden	12			Ouachita	11		
	Greene	3			Union	8	32	
	Mississippi	12		14th	Baxter	0		
	Poinsett	1	50		Boone	3		
3rd	Jackson	4			Marion	1		
	Lawrence	3			Newton	0	4	
	Randolph	3		15th	Conway	2		
	Sharp	3	13		Logan	0		
4th	Madison				Scott	0		
	Washington	8	8		Yell	3	5	
	5th	Franklin	7			16th	Cleburne	2
Johnson		3		Fulton	0			
Pope		5	15	Independence	3			
6th	Perry	0		Izard	0			
	Pulaski	51	51	Stone	0		5	
7th	Grant	12		17th	Prairie	0		
	Hot Spring	11	23		White	14	14	
8th North	Hempstead	8		18th East	Garland	32	32	
	Nevada	0	8		18th West	Montgomery	0	
8th South	Lafayette	0		Polk		0	0	
	Miller	7	7	19th East	Carroll	0	0	
9th East	Clark	2	2		19th West	Benton	6	6
9th West	Howard	2		20th		Faulkner	23	
	Little River	2			Searcy	1		
	Pike	1			Van Buren	0	24	
	Sevier	4	9		21st	Crawford	3	3
10th	Ashley	13		22nd		Saline	22	22
	Bradley	3			23rd	Lonoke	3	3
	Chicot	13		TOTAL *		496	496	
	Desha	4						
	Drew	11	44					

* Based on actual commitment orders regardless of case
Source: Division of Youth Services

ARKANSAS DHS STATISTICAL REPORT YOUTH SERVICES CENTERS COMMITMENTS SFY 2009 - 2012



Source: Division of Youth Services

**ARKANSAS DHS STATISTICAL REPORT
ADJUDICATED DELINQUENTS COMMITTED
TO YOUTH SERVICES CENTERS
BY MOST SERIOUS FELONY OFFENSES
SFY 2002 to 2012**

Felony Offense	State Fiscal Year										
	2002	2003	2004	2005	2006	2007	2008	2009	2010	2011	2012
Arson	8	3	0	2	3	4	6	1	4	5	0
Battery, First Degree	3	5	1	7	1	2	2	6	4	3	2
Burglary (d)	91	70	74	52	55	60	73	80	108	69	67
Kidnapping	1	0	0	0	0	0	0	2	1	1	3
Murder (a) (1)	0	0	0	0	0	0	2	2	0	3	2
Rape (2)	15	17	22	19	17	14	17	23	16	16	19
Robbery (b)	8	9	4	17	15	12	22	30	96	12	24
Total Commitments of Selected Offenses	126	104	101	97	91	92	122	144	229	109	117

Total Commitments of All Offenses (c)	516	528	531	575	647	622	598	636	531	481	496
---------------------------------------	-----	-----	-----	-----	-----	-----	-----	-----	-----	-----	-----

(a) Includes Capital, First Degree and Second Degree Murder.

(b) Includes Aggravated Robbery and Robbery.

(c) Includes Commitments for "Evaluation Only".

(d) Includes Burglary Commercial and Residential.

(1) Includes Attempted Capital Murder, Conspiracy to Commit Capital Murder, Conspiracy to Commit Murder-Second Degree, and Criminal Attempt Murder-Second Degree.

(2) Includes Criminal Attempted Rape.

Commitments By Offense Class

SFY	Felonies	Misdemeanors	Violation*	Total
2002	327	186	3	516
2003	306	217	5	528
2004	336	195	0	531
2005	328	245	2	575
2006	354	293	0	647
2007	359	260	3	622
2008	379	214	5	598
2009	409	227	0	636
2010	331	186	14	531
2011	306	175	0	481
2012	301	179	16	496

* Violation includes aftercare violations, probation violations, or revocation of probation.

**ARKANSAS DHS STATISTICAL REPORT
ADJUDICATED DELINQUENTS COMMITTED
TO YOUTH SERVICES CENTERS
BY CATEGORY OF OFFENSE AND SEVERITY
SFY 2012**

Offense Category	Sex	Felony							Misdemeanor					Total Offenses
		Y	A	B	C	D	U	Total	A	B	C	U	Total	
Person	Male	35	1	17	7	44	0	104	45	2	2	1	50	154
	Female	3	0	4	2	11	0	20	16	0	0	0	16	36
	Total	38	1	21	9	55	0	124	61	2	2	1	66	190
Property	Male	0	0	64	52	24	0	140	28	2	2	0	32	172
	Female	0	0	1	3	0	0	4	15	0	0	0	15	19
	Total	0	0	65	55	24	0	144	43	2	2	0	47	191
Public Order	Male	2	0	0	3	12	0	17	15	0	25	0	40	57
	Female	0	0	0	1	3	0	4	4	0	7	0	11	15
	Total	2	0	0	4	15	0	21	19	0	32	0	51	72
Drug Law Violation	Male	0	0	1	6	1	0	8	8	1	0	0	9	17
	Female	1	0	0	2	0	0	3	1	0	0	0	1	4
	Total	1	0	1	8	1	0	11	9	1	0	0	10	21
Other	Male	0	0	0	0	1	0	1	4	1	0	13	18	19
	Female	0	0	0	0	0	0	0	0	0	0	3	3	3
	Total	0	0	0	0	1	0	1	4	1	0	16	21	22
Totals	Male	37	1	82	68	82	0	270	100	6	29	14	149	419
	Female	4	0	5	8	14	0	31	36	0	7	3	46	77
	Total	41	1	87	76	96	0	301	136	6	36	17	195	496

The severity of the offense ranges from Felony classification Y being the most serious to Misdemeanor classification U being the least serious.

**ARKANSAS DHS STATISTICAL REPORT
PRIMARY OFFENSES OF ADJUDICATED DELINQUENTS
COMMITTED TO YOUTH SERVICES CENTERS
OFFENSE AGAINST PERSON
SFY 2009 - 2012**

Offense Classification	Offense Grade	Offense Title	2009	2010	2011	2012
Felony	A	Criminal Attempt	1	1	0	0
	A	Murder, Second Degree	0	0	0	1
	A	Sexual Assault, First Degree	1	0	0	0
	B	Abuse of Adults	0	0	0	0
	B	Battery, First Degree	6	4	3	2
	B	Criminal Conspiracy	5	0	0	0
	B	Domestic Battery, First Degree	0	0	0	2
	B	Domestic Battery, Second Degree	0	0	0	2
	B	Kidnapping	0	0	0	3
	B	Murder, Second Degree	1	0	0	0
	B	Robbery	16	13	4	6
	B	Sexual Assault, Second Degree	16	12	6	6
	B	Terroristic Act	3	1	1	0
	C	Domestic Battery, Second Degree	0	3	1	1
	C	False Imprisonment, First Degree	0	0	0	1
	C	Furnishing Prohibited Articles	0	1	2	0
	C	Hindering Apprehension or Prosecution	0	0	0	1
	C	Intimidating a Witness	1	0	0	1
	C	Manslaughter	0	0	1	3
	C	Negligent Homicide	0	0	0	2
	C	Sexual Assault, Third Degree	4	1	6	0
	C	Stalking, Second Degree	0	1	0	0
	C	Trans/Dstrbtn Mat Depct Child, First Offense	1	0	0	0
	D	Aggravated Assault	12	6	4	7
	D	Aggravated Assault on Employee Correctional Facility	0	0	0	1
	D	Aggravated Assault on Family of Household Member	5	3	2	1
	D	Battering, Domestic - 2nd Degree	1	1	0	0
	D	Battering, Domestic - 3rd Degree	2	0	1	2
D	Battery, Second Degree	23	13	19	20	
D	Child Sex Offender Fail to Register	1	1	0	0	
D	Death Threat - School Employee or Student	0	1	0	0	
D	Failure to Stop After Accident W/Injury or Death	0	1	0	0	
D	Negligent homicide	0	0	0	1	
D	Sexual Assault - 2nd Degree	0	0	4	7	
D	Sexual Assault - 4th Degree	0	5	0	0	
D	Sexual Solicitation - Indecency of a Child	0	0	0	1	
D	Terroristic Threatening, First Degree	24	20	16	15	
Y	Aggravated Robbery	14	12	8	18	
Y	Capital Murder	0	1	0	0	
Y	Kidnapping	2	0	1	0	
Y	Murder, First Degree	1	16	3	1	
Y	Rape	23	1	16	19	
Total Felony Offenses			163	118	98	124

Source: Division of Youth Services

**ARKANSAS DHS STATISTICAL REPORT
PRIMARY OFFENSES OF ADJUDICATED DELINQUENTS
COMMITTED TO YOUTH SERVICES CENTERS
OFFENSE AGAINST PERSON
SFY 2009 - 2012**

Offense Classification	Offense Grade	Offense Title	2009	2010	2011	2012
Misdemeanor	A	Assault, First Degree	6	7	4	6
	A	Assault Family or Household Member, First Degree	2	1	0	0
	A	Battery, Third Degree	45	27	35	29
	A	Communicating False Alarm	0	0	2	1
	A	Domestic Battery, Third Degree	5	12	0	12
	A	Endangering Welfare of a Minor, Second Degree	2	1	0	1
	A	False Imprisonment - 2nd Degree	0	1	1	0
	A	Sexual Assault, Fourth Degree	0	1	1	0
	A	Sexual Solicitation - Indecency of a Child	1	0	0	0
	A	Terroristic Threatening, Second Degree	14	11	10	12
	B	Assault Family of Household Member, Second Degree	1	1	0	1
	B	Assault, Second Degree	3	4	6	1
	B	Terroristic Threatening, Second Degree	2	0	1	0
C	Assault, Third Degree	0	4	3	1	
C	Assault Family or Household Member, Third Degree	1	1	2	1	
U	Insult or Abuse of a Teacher	1	0	0	1	
Total Misdemeanor Offenses			83	71	65	66
Total Commitments for Offense Against Person			246	189	163	190

**ARKANSAS DHS STATISTICAL REPORT
PRIMARY OFFENSES OF ADJUDICATED DELINQUENTS
COMMITTED TO YOUTH SERVICES CENTERS
OFFENSE AGAINST PROPERTY
SFY 2009 - 2012**

Offense Classification	Offense Grade		2009	2010	2011	2012
Felony	A	Arson	1	2	1	0
	B	Arson	0	1	0	0
	B	Burglary	7	3	6	5
	B	Criminal Attempt	2	0	1	1
	B	Forgery, First Degree	0	0	1	0
	B	Residential Burglary	62	62	45	43
	B	Theft of Property	26	15	23	12
	B	Theft by Receiving	2	2	9	4
	C	Arson	0	1	0	0
	C	Commercial Burglary	11	18	16	19
	C	Criminal Attempt	3	1	1	1
	C	Criminal Mischief, First Degree	16	13	8	6
	C	Defacing Objects of Public Interest>\$250	0	0	1	0
	C	Forgery, Second Degree	3	0	2	3
	C	Fraudulent Use of a Credit Card	3	1	0	0
	C	Theft of Property	33	28	20	21
	C	Theft by Receiving	8	5	6	5
	D	Breaking or Entering	22	16	16	17
	D	Criminal Attempt	0	0	1	1
	D	Criminal Mischief	2	1	1	2
	D	Theft of Property	1	0	3	4
	D	Unlawful Destruction/Removal of Cemetery Grave Marker	0	1	0	0
	Y	Arson \$100,000 or more	0	0	4	0
	Y	Aggravated Residential Burglary	1	0	2	0
Total Felony Offenses			203	170	167	144

Source: Division of Youth Services

**ARKANSAS DHS STATISTICAL REPORT
PRIMARY OFFENSES OF ADJUDICATED DELINQUENTS
COMMITTED TO YOUTH SERVICES CENTERS
OFFENSE AGAINST PROPERTY
SFY 2009 - 2012**

Offense Classification	Offense Grade	Offense Title	2009	2010	2011	2012
Misdemeanor	A	Consol Offenses - Shoplifting Presump - Amount of Theft	0	1	2	0
	A	Criminal Attempt	1	0	0	1
	A	Criminal Mischief, First Degree	12	5	11	8
	A	Criminal Mischief, Second Degree	8	1	0	1
	A	Shoplifting	2	0	1	4
	A	Theft by Receiving	6	3	7	4
	A	Theft of Property	39	25	18	22
	A	Unauthorized Use of a Vehicle	6	3	3	3
	B	Criminal Mischief, Second Degree	3	2	2	0
	B	Criminal Trespass	3	1	1	2
	C	Theft of Property Lost-Mislaid-Delivered By Mistake	0	0	1	0
	C	Criminal Trespass	1	2	1	2
	Total Misdemeanor Offenses			81	43	47
Total Commitments for Offense Against Property			284	213	214	191

Source: Division of Youth Services

**ARKANSAS DHS STATISTICAL REPORT
PRIMARY OFFENSES OF ADJUDICATED DELINQUENTS
COMMITTED TO YOUTH SERVICES CENTERS
OFFENSE AGAINST PUBLIC ORDER
SFY 2009 - 2012**

Offense Classification	Offense Grade	Offense Title	2009	2010	2011	2012	
Felony	C	Escape, First Degree	0	0	1	1	
	C	Failure to Appear	1	0	0	1	
	C	Fleeing	0	2	0	2	
	D	Absconding	12	5	15	9	
	D	Escape, Second Degree	0	2	0	1	
	D	Fleeing	2	2	0	1	
	D	Handgun Minor in Possession, Second Offense	4	2	0	2	
	D	Handgun Poss Campus Inst Higher Education	1	0	0	0	
	D	Handgun Poss Pub School Property/Bus	3	1	2	2	
	U	Unlawful Burning	1	0	0	0	
	Y	Simult Poss of Drugs and Firearms	0	3	0	2	
	Total Felony Offenses			24	17	18	21
	Misdemeanor	A	Escape, Third Degree	0	1	0	2
A		Failure to Appear	0	1	2	1	
A		Fleeing	1	1	0	4	
A		Handgun Minor in Possession, First Offense	4	6	2	2	
A		Harassing Communications	1	1	1	1	
A		Harassment	0	3	3	2	
A		Indecent Exposure	0	1	2	1	
A		Obstructing Governmental Operations	1	2	1	3	
A		Public Sexual Indecency	2	0	1	0	
A		Resisting Arrest	3	6	2	3	
C		Disorderly Conduct	22	17	17	29	
C		Fleeing	0	3	1	1	
C		Obstructing Governmental Operations	4	3	1	1	
C		Public Intoxication	3	6	3	1	
U		Littering 1st Offense	0	1	0	0	
Total Misdemeanor Offenses			41	52	36	51	
Total Commitments for Offense Against Public Order			65	69	54	72	

Source: Division of Youth Services

**ARKANSAS DHS STATISTICAL REPORT
PRIMARY OFFENSES OF ADJUDICATED DELINQUENTS
COMMITTED TO YOUTH SERVICES CENTERS
DRUG LAW VIOLATIONS
SFY 2009 - 2012**

Offense Classification	Offense Grade	Offense Title	2009	2010	2011	2012
Felony	A	Manufacture, Delivery, Possession of Controlled Substance	0	0	2	0
	B	Manf Etc Controlled Substance, Sch I, II, III	1	0	0	0
	B	Possession/Use of Drug Paraphernalia to Manufacture Meth	0	1	0	1
	B	Possession, Etc Counterfeit Subt with Intent SCH I, II	1	0	1	0
	C	Delivery, Possession, Manufacture, Etc. Drug Paraphernalia	1	2	1	2
	C	Intro Cont-Sub into Another's Body IV-VI	1	0	1	0
	C	Manufacture, Delivery, Possession Marijuana < 10 pounds	1	0	0	1
	C	Manufacture, Etc. Controlled Substance, Sch IV, V	0	1	1	0
	C	Possession Ctrl/Cnft Sub w/o Prescription, Third Offense	1	1	0	2
	C	Possession of Controlled Substance Sch I, II	2	5	3	2
	C	Possession, Etc Counterfeit Subt with Intent SCH I-V	0	4	0	1
	D	Poss of Ctrl/Counterfeit Subs w/o Presc, Second Offense	4	3	2	1
	Y	Manufactured Etc Controlled Substance >\$400<28gms	1	0	0	0
	Y	Manuf Etc Controlled Substance Sch I, II >28<200g	1	1	0	0
	Y	Manuf Etc Controlled Substance Sch I, II	3	1	0	0
	Y	Manuf, Del, Possession Controlled Subs Sch I, II <28	0	0	7	1
	Total Felony Offenses			17	19	18
Misdemeanor	A	Delv, Poss, Manu, Etc. Drug Paraphernalia/Ctrfet Ctrl Sub	0	0	3	1
	A	Poss of a Ctrl/Counterfeit Subs w/o Presc, First Offense	9	9	8	5
	A	Possession of Marijuana	2	3	5	3
	B	Adulterant Drug Test or Possession of Adulterants	0	0	1	1
Total Misdemeanor Offenses			11	12	17	10
Total Commitments for Drug Law Violation			28	31	35	21

Source: Division of Youth Services

**ARKANSAS DHS STATISTICAL REPORT
 PRIMARY OFFENSES OF ADJUDICATED DELINQUENTS
 COMMITTED TO YOUTH SERVICES CENTERS
 OTHER OFFENSES
 SFY 2009 - 2012**

Offense Classification	Offense Grade	Offense Title	2009	2010	2011	2012
Felony	C	Interfering with Law Enforcement Officer	1	1	1	0
	D	Criminal Use of a Prohibited Weapon	0	2	1	0
	D	Possession of Defaced Firearm	0	2	1	0
	D	Possession of a Firearm by Certain Persons	1	1	0	0
	D	Tampering with Physical Evidence	0	0	0	1
	U	Sell or Possession of Obscene Film	0	1	0	0
Total Felony Offenses			2	7	3	1

**ARKANSAS DHS STATISTICAL REPORT
PRIMARY OFFENSES OF ADJUDICATED DELINQUENTS
COMMITTED TO YOUTH SERVICES CENTERS
OTHER OFFENSES**

FY 2009 - 2012

Offense Classification	Offense Grade	Offense Title	2009	2010	2011	2012
Misdemeanor	A	Attempt to Influence Public Servant	0	0	1	0
	A	Carrying Certain Prohibited Weapons	3	2	0	0
	A	Criminal Impersonation	1	0	1	0
	A	Filing False Rept of Crim Wrong Doing	1	0	0	0
	A	Possession of a Instrument of Crime	1	0	0	4
	B	Criminal Solicitation	1	0	0	0
	B	Refusal to Submit to Arrest	2	1	1	1
	U	Criminal Contempt	1	4	0	0
	U	Purchase/Poss Intox Liquor by Minor	0	1	0	0
	U	Smoking on School Property	1	0	0	0
U	Aftercare Violation/Revocation of Probation	0	14	9	16	
Total Misdemeanor Offenses			11	22	12	21
Total Commitments for Other Offenses			13	29	15	22

**ARKANSAS DHS STATISTICAL REPORT
NUMBER OF ADJUDICATED DELINQUENTS
RECOMMITTED TO YOUTH SERVICES CENTERS
SFY 2009 - 2012**

SFY	Sex	Total Commitments	Number of Prior Commitments								N/A
			0	1	2	3	4	5	6	7+	
2009	Male	545	423	94	24	3	1	0	0	0	0
	Female	91	66	16	5	4	0	0	0	0	
	Total	636	489	110	29	7	1	0	0	0	

Recommitment Rate = 23%

Note: Based on all new commitment orders regardless of case.

2010	Male	450	344	85	15	5	0	1	0	0	0
	Female	81	55	17	5	2	2	0	0	0	
	Total	531	399	102	20	7	2	1	0	0	

Recommitment Rate = 25%

Note: Based on all new commitment orders regardless of case.

2011	Male	402	316	77	7	1	1	0	0	0	0
	Female	79	59	12	6	2	0	0	0	0	
	Total	481	375	89	13	3	1	0	0	0	

Recommitment Rate = 22%

Note: Based on all new commitment orders regardless of case.

2012	Male	419	326	71	18	2	2	0	0	0	0
	Female	77	60	12	3	2	0	0	0	0	
	Total	496	386	83	21	4	2	0	0	0	

Recommitment Rate = 22%

Note: Based on all new commitment orders regardless of case.

**ARKANSAS DHS STATISTICAL REPORT
NUMBER OF JUVENILES REFERRED
TO SPECIALTY PROVIDER FACILITIES
SFY 2012**

Facility	Number of Placements		
	Male	Female	Total
Arkansas State Hospital	4	0	4
Comprehensive Juvenile Services - Transitional Bed	2	0	2
Consolidated Youth Services - ASAP	11	0	11
Consolidated Youth Services - Transitional Bed	1	0	1
East Arkansas Youth Services, Inc. - Transitional Bed	1	0	1
Phonex Youth & Family Services, Inc. - Transitional Bed	1	0	1
Piney Ridge	15	0	15
Rivendell Behavioral Health Services	33	13	46
South Arkansas Youth Services, Inc. - Therapeutic Group Home	25	27	52
South Arkansas Youth Services, Inc. - Transitional Bed	2	1	3
Vera Lloyd	44	0	44
Youth Bridge, Inc. - Substance Abuse	30	0	30
Youth Bridge, Inc. - Therapeutic Group Home	19	0	19
Youth Bridge, Inc. - Transitional Bed	3	0	3
Youth Home, Inc.	1	0	1
Youth Villages	7	0	7
Total	199	41	240

Average Length-of-Stay of Adjudicated Delinquents*

A. Juvenile Correctional Facilities	211 days
B. Juvenile Treatment Centers	198 days
C. Specialized Placements	158 days
D. Juvenile Detention Centers	30 days

*Represents the length of time at the listed location and not the length of time since commitment to DYS.

**Number of Adjudicated Delinquents Admitted
to Serious Offender Programs**

Serious Offender Program	Number of Admissions		
	Male	Female	Total
Alexander Juvenile Correctional Facility (JUMP)	152	21	173
Colt Juvenile Treatment Center	48	0	48
Dermott Juvenile Correctional Facility (18-21)	51	0	51
Dermott Juvenile Treatment Center	53	0	53
Harrisburg Juvenile Treatment Center	67	0	67
Lewisville Juvenile Treatment Center	53	0	53
Mansfield Juvenile Treatment Center	73	0	73
Mansfield Juvenile Treatment Center for Girls	0	43	43
Total	497	64	561

Source: Division of Youth Services

**ARKANSAS DHS STATISTICAL REPORT
COMMUNITY-BASED YOUTH SERVICES PROGRAMS
SFY 2012**

The Community-based program network consists of 13 privately-operated non-profit organizations for SFY 2012. The division contracts with these programs to provide residential and non-residential services to youth up to the age of 21 who are adjudicated delinquents, members of "families in need of service", or youth at risk (youth who exhibit behavior that, if continued, would bring them into contact with the juvenile justice system).

**COMMUNITY-BASED PROGRAM INTAKES
BY PROVIDER BY GENDER**

Provider	Male	Female	Total
Comprehensive Juvenile Services	512	277	789
Consolidated Youth Services	379	196	575
Conway County Community Services	779	401	1,180
Counseling Clinic	1223	971	2,194
East Arkansas Youth Services, Inc.	70	30	100
Health Resources of Arkansas, Inc.	242	102	344
Ouachita Children's Center, Inc.	171	141	312
Phoenix Youth and Family Services	183	85	268
Professional Counseling Associates	121	122	243
South Arkansas Youth Services	131	75	206
Southwest AR Counseling and Mental Health Center	255	86	341
United Family Services, Inc.	761	398	1,159
Youth Bridge, Inc.	600	348	948
TOTAL	5,427	3,232	8,659

**ARKANSAS DHS STATISTICAL REPORT
COMMUNITY-BASED INTAKES
BY AGE
SFY 2012**

Program	AGE							Total Intakes
	12 & Younger	13	14	15	16	17	18 & Older	
Comprehensive Juvenile Services	31	59	113	150	205	197	34	789
Consolidated Youth Services	52	27	72	109	145	164	6	575
Conway County Community Services	137	119	149	191	249	230	105	1,180
Counseling Clinic	515	144	209	333	402	458	133	2,194
East Arkansas Youth Services, Inc.	2	2	16	14	30	31	5	100
Health Resources of Arkansas, Inc.	36	43	41	54	83	83	4	344
Ouachita Children's Center	29	36	53	56	72	54	12	312
Phoenix Youth and Family Services	26	33	50	53	57	43	6	268
Professional Counseling Associates	55	13	17	53	65	39	1	243
South Arkansas Youth Services	13	21	33	52	40	42	5	206
Southwest AR Counseling and Mental Health Center	29	29	42	66	72	89	14	341
United Family Services	65	102	160	255	246	278	53	1,159
Youth Bridge, Inc.	48	69	124	185	260	251	11	948
TOTAL	1,038	697	1,079	1,571	1,926	1,959	389	8,659

Source: Division of Youth Services

**ARKANSAS DHHS STATISTICAL REPORT
INTERSTATE COMPACT ON JUVENILES
SFY 2012**

The Interstate Compact on Juveniles (ICJ) was designed primarily for cases involving out-of-state runaways, escapees and absconders, and for the supervision of juveniles who have been adjudicated delinquent. It provides legal procedures for the return of runaways and makes it possible to place a juvenile on probation or parole in a state other than the one where the offense was committed with the assurance of supervision by the appropriate agencies of the state in which he/she is placed.

Requests for Home Evaluation/Supervision Sent by Arkansas to Other States	93
Probation Referrals	73
Parole Referrals	20
Requests for Home Evaluation/Supervision Received by Arkansas from Other States	92
Probation Referrals	76
Parole Referrals	16
Number of Runaways Returned (Non-Delinquent Youth)	59
Number of Escapees (Youth Committed to Facility)	1
Number of Absconders (Youth on Probation or Parole)	19