

**DIVISION OF**

**YOUTH**

**SERVICES**

**ARKANSAS DHS STATISTICAL REPORT  
DIVISION OF YOUTH SERVICES  
INTRODUCTION  
SFY 2010**

**Mission**

The mission of the Division of Youth Services is to provide effective prevention, intervention and treatment programs to give opportunities for success to families and children in Arkansas and to ensure public safety.

**Vision**

Children and families in Arkansas are safe and have the resources they need in their communities to help them succeed.

**Values**

This plan is based on a number of shared values and beliefs among stakeholders for juvenile justice reform:

1. State resources and programs to support children and families in Arkansas should be coordinated in a system of care for maximum effectiveness This imperative must infuse every goal and strategy in this plan.
2. Redirecting resources from incarceration and punishment to prevention and treatment will be more effective, less costly, and lead to greater public safety for citizens of the state.
3. Youth and families should receive services in community centers close to their homes whenever possible This will allow more community buy-in, family involvement, and ease of transition after treatment.
4. Response to children in trouble should involve multi-system interventions with their families, and families should be involved in needs assessment and planning.
5. Programs and services should be strength-based and empower youth and families to succeed.
6. Programs and services should be evidence-based or have data showing effective outcomes. To achieve this accountability will require better baseline data and on-going data sharing as well as a commitment to data-based decision making.
7. All children and youth in the state should have equal opportunities for fairness, help and success without regard to gender, race or ethnicity, disability, geographic location, income level, or any other factor.
8. An effective juvenile justice system will require creative partnerships among state agencies, public and private schools, churches and faith-based organizations, local communities, the judicial system, and foundations.

**ARKANSAS DHS STATISTICAL REPORT  
DIVISION OF YOUTH SERVICES  
INTRODUCTION  
SFY 2010**

**Historic Overview of DYS**

Act 199 of 1905 established the first reform schools in Arkansas in Little Rock and Alexander, respectively.

Act 67 of 1917, the Arkansas Boys' Reform School was relocated to Pine Bluff.

Act 60 of 1937 established two additional "training" schools at Wrightsville and Fargo.

In 1968, the Department for Rehabilitative Services was assigned responsibility to administer "training" schools. The Benton Services Center was opened and controlled the diagnosis and intake responsibilities regarding the youth committed to state custody.

In 1971, Act 38 established the Department of Social and Rehabilitative Services (SRS), a forerunner to the current Department of Human Services. The Office of Juvenile Services was placed under the direction of the Director of SRS. In 1977, the Division of Youth Services was formally created as a division within the present Department of Human Services (DHS).

In 1985, Act 348 merged the Division of Youth Services with the Division of Children and Family Services until Act 1296 of 1993 reestablished DYS as an independent division [within DHS]. The Division of Youth Services (DYS) was authorized by Act 1296 to be "devoted entirely to handling the problems of youths involved in the juvenile justice system." DYS became operational in October 1993 and is responsible for client-specific programming and individual treatment programs, serious offender programs for violent youth offenders, providing alternative community-based programming, and other services specified directly by Act 1296.

**ARKANSAS DHHS STATISTICAL REPORT  
DIVISION OF YOUTH SERVICES  
SFY 2010**

In SFY 2010, the Division of Youth Services contracted with Community Based Providers (CBP) for the following services: Targeted Casework Management, Therapy, Diagnosis and Evaluation, Intensive Casework Management, Interstate Compact, Emergency Shelter and Residential Treatment. In addition, the Community Based Providers provided sanction services that included Community Service Supervision, Intensive Supervision and Tracking, Compliance Monitoring, Drug Screening, Day Services Level I, Day Services Level II, and Crisis Residential Treatment. Funding for community/based services was allocated to each judicial district, with one contractor servicing each district. The providers in each district conducted a needs survey in order to provide the services most beneficial to the youth in their individual areas. Aftercare services were provided in accordance with ACT 1222, with quarterly reports submitted to the Legislative Committee on Children and Youth.

The Division also contracts for Specialized Services including: Therapeutic Group Home Services, Comprehensive Residential Treatment Services in Psychiatric facilities, Sex Offender Treatment Services, Socialization/Recreation Services, Therapeutic Foster Care, Diagnosis and Evaluation and Therapy. Six Serious Offender Programs, four with 30 beds, one with 26, and one with 27 beds, have contracts with DYS.

The Residential Facilities programs had direct expenses in the amount of \$22,710,486. The Community Based programs had direct expenses in the amount of \$16,638,799. The Residential Treatment programs had direct expenses in the amount of \$3,507,845. Total funding was \$42,857,130.

**Community Based Programs and Services Providers**

Comprehensive Juvenile Services - Fort Smith  
Consolidated Youth Services - Jonesboro  
Conway County Community Services, Inc. - Morrilton  
Counseling Clinic - Benton  
East Arkansas Youth Services, Inc. - Marion  
Health Resources of Arkansas, Inc. - Batesville  
Ouachita Children's Center - Hot Springs  
Phoenix Youth and Family Services - Crossett  
Professional Counseling Associates - Lonoke  
South Arkansas Youth Services, Inc. - Magnolia  
Southwest Arkansas Counseling & Mental Health Center - Texarkana  
United Family Services, Inc. - Pine Bluff  
Youth Bridge, Inc. - Fayetteville

**Specialized Services Contractors**

Arkansas State Hospital Unit, ASH - Little Rock  
Consolidated Youth Services - Jonesboro  
Piney Ridge - Fayetteville  
Rivendell Behavior Health Services - Benton  
South Arkansas Youth Services, Inc. - Magnolia  
Vera Lloyd - Little Rock  
Youth Bridge Substance Abuse Treatment - Fayetteville  
Youth Home - Little Rock  
Youth Village, Inc. - Memphis, TN

Source: Division of Youth Services

**ARKANSAS DHHS STATISTICAL REPORT  
DIVISION OF YOUTH SERVICES  
SFY 2010**

**Substance Abuse Treatment Contractors**

All contractors are responsible for providing substance abuse treatment pursuant to their contract.

**Serious Offender Programs**

Alexander Juvenile Correctional Facility (JUMP)  
Colt Juvenile Treatment Center  
Harrisburg Juvenile Treatment Center  
Mansfield Juvenile Treatment Center  
Mansfield Juvenile Treatment Center for Girls  
Dermott Juvenile Treatment Center  
Dermott Juvenile Correctional Facility  
Lewisville Juvenile Treatment Center

**Juvenile Justice and Delinquency Prevention (JJDP)**

The Arkansas Coalition for Juvenile Justice (ACJJ), which is appointed by the governor, participates in the development and review of the State Plan prior to implementation and is afforded the opportunity to review and submit recommendations to the DYS Director on all juvenile justice and delinquency grant applications. In SFY2008, the primary goal of the ACJJ and DYS was disproportionate minority contact, as well as, the removal of juveniles from adult jails and lockups assuring that those who needed detention were held in appropriate facilities. To accomplish this, the ACJJ recommended and the Division of Youth Services approved Title II Funds to fifteen agencies/organizations.

Of the fifteen subgrants, one subgrant offers Gender Specific Services (GS). Five subgrants offer Disproportionate Minority Contact Services (DMC) with the goal of reducing over representation of minority youth along the entire continuum of the juvenile justice system. One subgrant provides alternatives to the De-institutionalization of Status Offenders (DSO). One subgrant is Mental Health (MH) aimed at addressing mental health issues of juvenile. One subgrant is for Information Services. Two subgrants are for Delinquency Prevention (DP). Four subgrants are for School Programs (SP).

**JJDP Title II Formula Grants**

<b>Subgrantee</b>	<b>County</b>	<b>Type of Service</b>	<b># Of Clients Served</b>	<b>Counties Served</b>	<b>Subgrant Period</b>
Scotty Scholl Communications	Statewide	Information Services	N/A	Statewide	07/01/09 - 06/30/10
Magnolia Public School	Columbia	SP	6	Columbia	07/01/09 - 06/30/10
United Family	Jefferson	DMC	10	Jefferson	07/01/09 - 06/30/10
Baxter County Juvenile Services	Baxter	SP	220	Baxter, Marion	07/01/09 - 06/30/10
TOPPS	Jefferson	DMC	72	Jefferson	07/01/09 - 06/30/10
East Arkansas Youth Services	Crittenden	DMC	110	Crittenden, St. Francis & Phillips	07/01/09 - 06/30/10

Source: Division of Youth Services

**ARKANSAS DHHS STATISTICAL REPORT  
DIVISION OF YOUTH SERVICES  
SFY 2010**

**JJDP Title II Formula Grants (Continued)**

<b>Subgrantee</b>	<b>County</b>	<b>Type of Service</b>	<b># Of Clients Served</b>	<b>Counties Served</b>	<b>Subgrant Period</b>
City of Madison	Pulaski	SP	23	Pulaski	07/01/09 - 06/30/10
Phoenix Youth & Families	Ashley	DMC	106	Ashley, Drew, Desha, Bradley & Chicot	07/01/09 - 06/30/10
Pulaski County Juvenile Services	Pulaski	DSO	56	Pulaski	07/01/09 - 06/30/10
Pulaski County (6th Judicial District)	Pulaski	DP	30	Pulaski	07/01/09 - 06/30/10
Holman Community Development Corp.	Arkansas	DP	103	Arkansas	07/01/09 - 06/30/10
Garland County Juvenile Detention	Garland	MH	184	Garland	07/01/09 - 06/30/10
Earle School District	Crittenden	DMC	84	Crittenden and Marion	07/01/09 - 06/30/10
Drew School District	Desha	SP	130	Desha	07/01/09 - 06/30/10
Simone's Home.	Pulaski	GS	60	Pulaski	07/01/09 - 06/30/10

**JJDP Title V Formula Grants**

<b>Subgrantee</b>	<b>County</b>	<b>Type of Service</b>	<b># Of Clients Served</b>	<b>Counties Served</b>	<b>Subgrant Period</b>
City of Crossett	Ashley	DP	17	Ashley	07/01/09 - 06/30/10
Pulaski County	Pulaski	DP	55	Pulaski	07/01/09 - 06/30/10
Baxter County	Baxter	Mentoring	100	Baxter, Marion	07/01/09 - 06/30/10
Jefferson County	Jefferson	DP	46	Jefferson	07/01/09 - 06/30/10
Desha	Desha	Substance Abuse	13	Desha	07/01/09 - 06/30/10
Faulkner County	Faulkner	Mentoring	85	Faulkner	07/01/09 - 06/30/10

**ARKANSAS DHS STATISTICAL REPORT  
DIVISION OF YOUTH SERVICES  
COMMITMENTS TO YOUTH SERVICES CENTERS\*  
SFY 2010**



Total Number of Commitments: 531

\*All commitments were counted even if a juvenile received one or more new commitment orders in the same case. Each was counted as a new commitment.

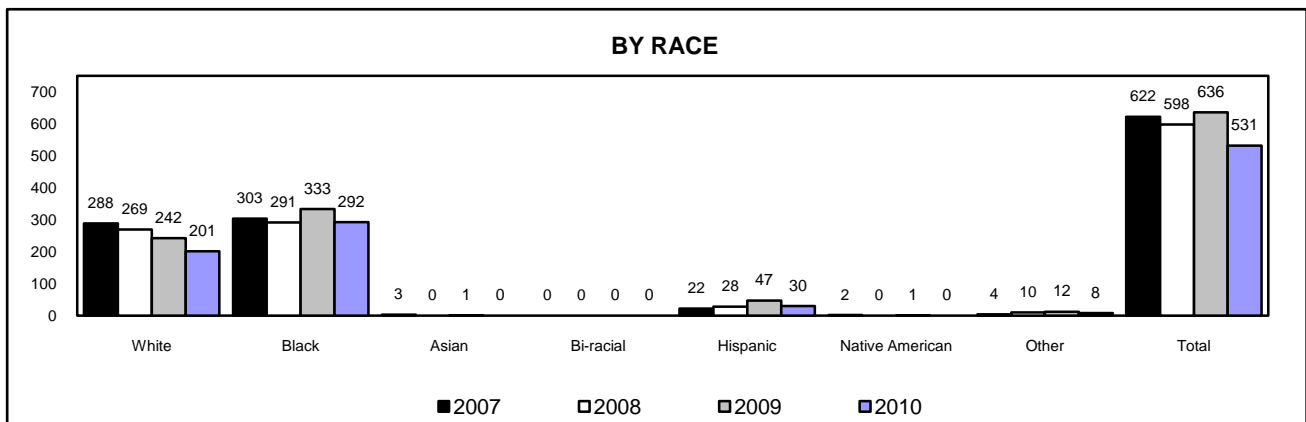
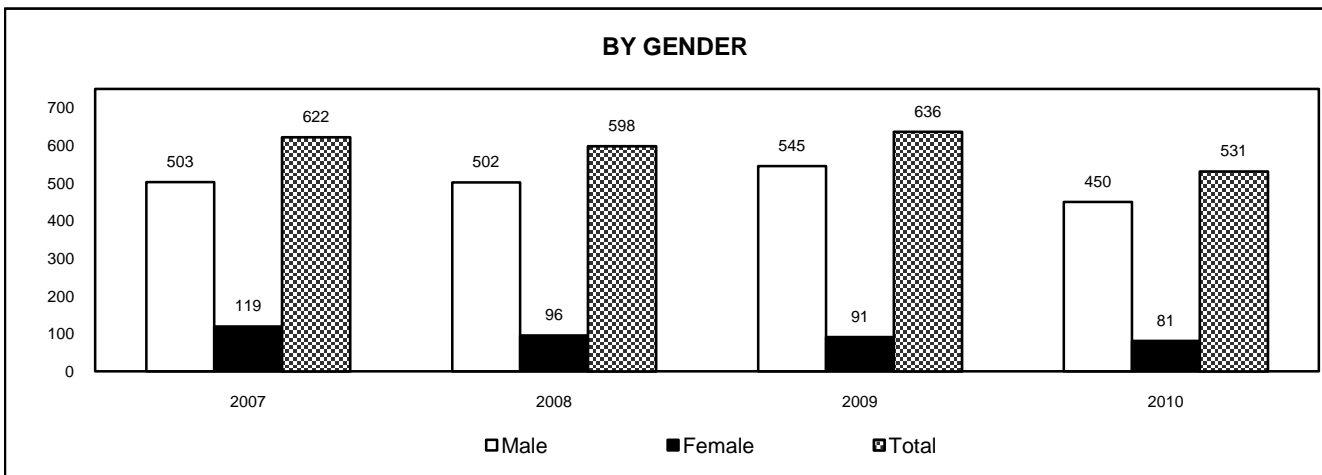
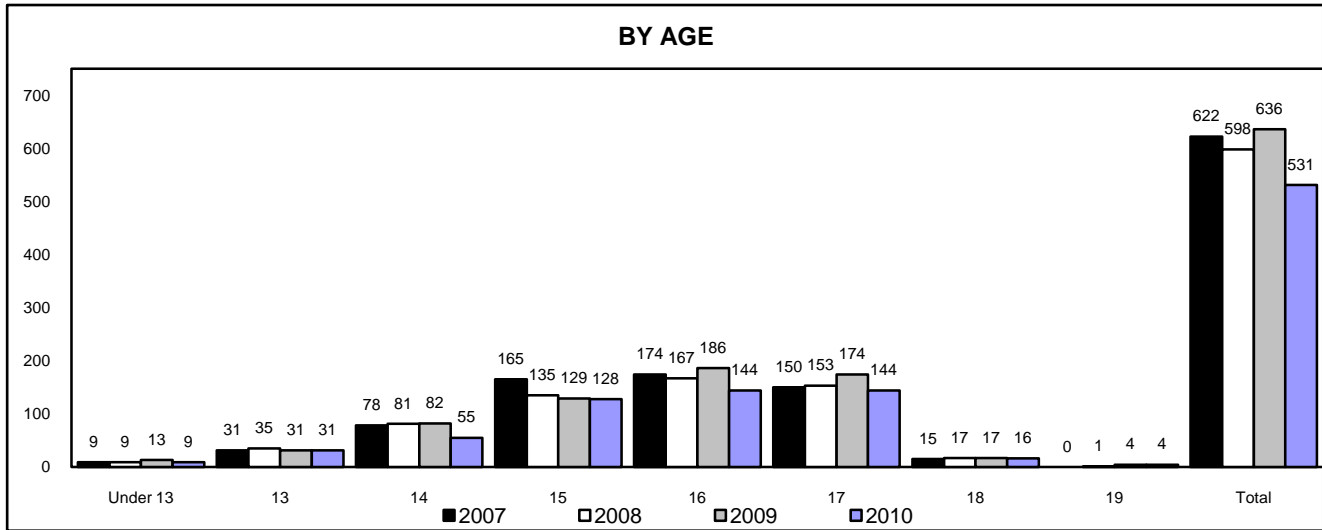
**ARKANSAS DHS STATISTICAL REPORT  
COMMITMENTS TO YOUTH SERVICES CENTERS  
BY JUDICIAL DISTRICT  
SFY 2010**

Judicial District	Committing County	Number of Commitments		Judicial District	Committing County	Number of Commitments		
		By County	District Total			By County	District Total	
1st	Cross	2		11th East	Arkansas	2	2	
	Lee	0						
	Monroe	7		11th West	Jefferson	62		
	Phillips	6			Lincoln	4	66	
	St. Francis	8		12th	Sebastian	36	36	
	Woodruff	1	24					
2nd	Clay	1		13th	Calhoun	1		
	Craighead	11			Cleveland	1		
	Crittenden	7		Columbia	18			
	Greene	3		Dallas	1			
	Mississippi	11		Ouachita	5			
	Poinsett	2	35	Union	16	42		
3rd	Jackson	2		14th	Baxter	1		
	Lawrence	0			Boone	0		
	Randolph	2			Marion	1		
	Sharp	1	5		Newton	1	3	
4th	Madison	0		15th	Conway	2		
	Washington	14	14		Logan	0		
5th	Franklin	2			Scott	1		
	Johnson	3			Yell	3	6	
	Pope	0	5	16th	Cleburne	2		
6th	Perry	0			Fulton	0		
	Pulaski	77	77		Independence	6		
7th	Grant	10			Izard	0		
	Hot Spring	8	18	Stone	0	8		
8th North	Hempstead	24		17th	Prairie	3		
	Nevada	4	28		White	11	14	
8th South	Lafayette	2		18th East	Garland	17	17	
	Miller	8	10		18th West	Montgomery	0	
9th East	Clark	5	5	Polk		1	1	
9th West	Howard	4		19th East	Carroll	2	2	
	Little River	0			19th West	Benton	11	11
	Pike	2		20th		Faulkner	9	
	Sevier	5	11		Searcy	1		
10th	Ashley	14		Van Buren	0	10		
	Bradley	2		21st	Crawford	6	6	
	Chicot	18			22nd	Saline	23	23
	Desha	6		23rd		Lonoke	3	3
	Drew	9	49					
<b>TOTAL *</b>						<b>531</b>	<b>531</b>	

\* Based on actual commitment orders regardless of case  
Source: Division of Youth Services



# ARKANSAS DHS STATISTICAL REPORT YOUTH SERVICES CENTERS COMMITMENTS SFY 2007 - 2010



Source: Division of Youth Services

**ARKANSAS DHS STATISTICAL REPORT  
ADJUDICATED DELINQUENTS COMMITTED  
TO YOUTH SERVICES CENTERS  
BY MOST SERIOUS FELONY OFFENSES  
SFY 2000 to 2010**

Felony Offense	State Fiscal Year										
	2000	2001	2002	2003	2004	2005	2006	2007	2008	2009	2010
Arson	1	2	8	3	0	2	3	4	6	1	4
Battery, First Degree	4	1	3	5	1	7	1	2	2	6	4
Burglary (d)	108	59	91	70	74	52	55	60	73	80	108
Kidnapping	0	0	1	0	0	0	0	0	0	2	1
Murder (a) (1)	2	0	0	0	0	0	0	0	2	2	0
Rape (2)	16	17	15	17	22	19	17	14	17	23	16
Robbery (b)	12	4	8	9	4	17	15	12	22	30	96
Total Commitments of Selected Offenses	143	83	126	104	101	97	91	92	122	144	229

Total Commitments of All Offenses (c)	750	597	516	528	531	575	647	622	598	636	531
---------------------------------------	-----	-----	-----	-----	-----	-----	-----	-----	-----	-----	-----

(a) Includes Capital, First Degree and Second Degree Murder.

(b) Includes Aggravated Robbery and Robbery.

(c) Includes Commitments for "Evaluation Only".

(d) Includes Burglary Commercial and Residential.

(1) Includes Attempted Capital Murder, Conspiracy to Commit Capital Murder, Conspiracy to Commit Murder-Second Degree, and Criminal Attempt Murder-Second Degree.

(2) Includes Criminal Attempted Rape.

**Commitments By Offense Class**

SFY	Felonies	Misdemeanors	Total
2000	468	276	744
2001	307	261	568
2002	327	186	513
2003	306	217	523
2004	336	195	531
2005	328	245	573
2006	354	293	647
2007	359	260	622
2008	379	214	598
2009	409	227	636
2010	331	186	531

(1) Six (6) commitments were a result of violation or revocation of probation.

(2) Twenty-nine (29) commitments were a result of violation or revocation of probation.

(3) Three (3) commitments were a result of violation or revocation of probation.

(4) Five (5) commitments were a result of violation or revocation of probation.

(5) Two (2) commitments were a result of violation or revocation of probation.

(6) Three (3) commitments were a result of aftercare probation.

(7) Fourteen (14) commitments were a result of aftercare probation.

Source: Division of Youth Services

**ARKANSAS DHS STATISTICAL REPORT  
ADJUDICATED DELINQUENTS COMMITTED  
TO YOUTH SERVICES CENTERS  
BY CATEGORY OF OFFENSE AND SEVERITY  
SFY 2010**

Offense Category	Sex	Felony							Misdemeanor					Total Offenses
		Y	A	B	C	D	U	Total	A	B	C	U	Total	
Person	Male	30	1	25	6	39	0	101	45	3	2	0	50	151
	Female	0	0	5	0	12	0	17	16	2	3	0	21	38
	Total	30	1	30	6	51	0	118	61	5	5	0	71	189
Property	Male	0	1	82	63	16	0	162	7	2	2	0	11	173
	Female	0	1	1	4	2	0	8	31	1	0	0	32	40
	Total	0	2	83	67	18	0	170	38	3	2	0	43	213
Public Order	Male	3	0	0	1	11	0	15	17	0	22	0	39	54
	Female	0	0	0	1	1	0	2	5	0	7	1	13	15
	Total	3	0	0	2	12	0	17	22	0	29	1	52	69
Drug Law Violation	Male	2	0	0	12	3	0	17	12	0	0	0	12	29
	Female	0	0	1	1	0	0	2	0	0	0	0	0	2
	Total	2	0	1	13	3	0	19	12	0	0	0	12	31
Other	Male	0	0	0	1	5	1	7	1	0	0	11	12	19
	Female	0	0	0	0	0	0	0	1	1	0	8	10	10
	Total	0	0	0	1	5	1	7	2	1	0	19	22	29
Totals	Male	35	2	107	83	74	1	302	82	5	26	11	124	426
	Female	0	1	7	6	15	0	29	53	4	10	9	76	105
	Total	35	3	114	89	89	1	331	135	9	36	20	200	531

The severity of the offense ranges from Felony classification Y being the most serious to Misdemeanor classification U being the least serious.

**ARKANSAS DHS STATISTICAL REPORT  
PRIMARY OFFENSES OF ADJUDICATED DELINQUENTS  
COMMITTED TO YOUTH SERVICES CENTERS  
OFFENSE AGAINST PERSON  
SFY 2006 - 2010**

Offense Classification	Offense Grade	Offense Title	SFY				
			2006	2007	2008	2009	2010
<b>Felony</b>	A	Attempted Aggravated Robbery	0	0	3	0	0
	A	Attempted Capital Murder	0	0	1	0	0
	A	Battery, Second Degree	0	0	0	0	0
	A	Criminal Attempt	1	3	4	1	1
	A	Sexual Abuse	0	0	0	0	0
	A	Sexual Assault, First Degree	1	0	1	1	0
	B	Abuse of Adults	0	1	0	0	0
	B	Battery, First Degree	1	2	2	6	4
	B	Carnal Abuse, First Degree	0	0	0	0	0
	B	Criminal Conspiracy	0	0	0	5	0
	B	Domestic Battery	1	1	1	0	0
	B	Hindering Apprehension	1	0	0	0	0
	B	Murder, Second Degree	0	0	0	1	0
	B	Robbery	15	12	8	16	13
	B	Sexual Abuse, Second Degree	0	0	0	0	0
	B	Sexual Assault, Second Degree	10	15	21	16	12
	B	Terroristic Act	1	0	5	3	1
	C	Domestic Battery, Second Degree	1	2	1	0	3
	C	Engage Child in Sex Explt - 1st Off	0	0	0	0	0
	C	False Imprisonment, First Degree	0	0	1	0	0
	C	Furnishing Prohibited Articles	1	0	0	0	1
	C	Incest	0	0	0	0	0
	C	Intimidating a Witness	0	0	0	1	0
	C	Negligent Homicide	0	1	0	0	0
	C	Sexual Abuse	0	0	0	0	0
	C	Sexual Abuse, First Degree	0	0	0	0	0
	C	Sexual Assault, Third Degree	1	2	1	4	1
	C	Stalking, Second Degree	0	0	0	0	1
	C	Trans/Dstrbtn Mat Depct Child, First Offense	0	0	0	1	0
	D	Aggravated Assault	12	13	7	12	6
	D	Aggravated Assault on Family of Household Member	1	2	2	5	3
	D	Battering, Domestic - 2nd Degree	0	0	2	1	1
	D	Battering, Domestic - 3rd Degree	0	2	2	2	0
	D	Battery, Second Degree	22	14	25	23	13
	D	Child Sex Offender Fail to Register	0	0	0	1	1
	D	Communicating False Alarm	3	2	2	0	0
	D	Death Threat - School Employee or Student	1	0	0	0	1
	D	Domestic Battery, Second Degree	0	0	0	0	0
	D	Domestic Battery, Third Degree	0	0	0	0	0
	D	Failure to Stop After Accident W/Injury or Death	1	0	1	0	1
	D	Sexual Assault - 4th Degree	0	0	3	0	5
	D	Sexual Solicitation of a Child	2	1	0	0	0
	D	Terroristic Threatening, First Degree	23	18	15	24	20
	Y	Aggravated Robbery	12	15	14	14	12
	Y	Capital Murder	0	0	0	0	1
	Y	Kidnapping	0	0	0	2	0
	Y	Murder, First Degree	0	0	1	1	16
	Y	Rape	17	14	17	23	1
<b>Total Felony Offenses</b>			<b>128</b>	<b>120</b>	<b>140</b>	<b>163</b>	<b>118</b>

Source: Division of Youth Services

**ARKANSAS DHS STATISTICAL REPORT  
PRIMARY OFFENSES OF ADJUDICATED DELINQUENTS  
COMMITTED TO YOUTH SERVICES CENTERS  
OFFENSE AGAINST PERSON  
SFY 2006 - 2010**

Offense Classification	Offense Grade	Offense Title	2006	2007	SFY 2008	2009	2010
<b>Misdemeanor</b>	A	Assault, First Degree	5	4	4	6	7
	A	Assault Family or Household Member, First Degree	1	1	1	2	1
	A	Battery, Second Degree	0	0	0	0	0
	A	Battery, Third Degree	33	34	33	45	27
	A	Battery, Fourth Degree	0	0	0	0	0
	A	Communicating False Alarm	0	0	0	0	0
	A	Domestic Battery	0	0	0	0	0
	A	Domestic Battery, Third Degree	20	13	10	5	12
	A	Endangering Welfare of a Minor, Second Degree	0	0	1	2	1
	A	False Imprisonment - 2nd Degree	0	0	0	0	1
	A	Negligent Homicide	0	1	0	0	0
	A	Sexual Abuse, Second Degree	0	1	0	0	0
	A	Sexual Assault, Fourth Degree	1	0	0	0	1
	A	Sexual Solicitation - Indecency of a Child	0	0	0	1	0
	A	Terroristic Threatening	0	0	0	0	0
	A	Terroristic Threatening, Second Degree	12	13	19	14	11
	B	Assault Family of Household Member, Second Degree	0	3	0	1	1
	B	Assault, Second Degree	6	3	0	3	4
	B	Sexual Misconduct	0	0	0	0	0
	B	Terroristic Threatening, Second Degree	0	1	0	2	0
	C	Assault, Third Degree	4	4	5	0	4
	C	Assault Family or Household Member, Third Degree	1	7	0	1	1
	C	Domestic Assault, Third Degree	0	0	0	0	0
	C	Domestic Battery	0	0	0	0	0
	U	Insult or Abuse of a Teacher	1	1	0	1	0
	U	Unlawful Distribution of Prescription Drugs	0	0	0	0	0
	U	Using Abusive Language to School Bus Driver	0	0	0	0	0
<b>Total Misdemeanor Offenses</b>			<b>84</b>	<b>86</b>	<b>73</b>	<b>83</b>	<b>71</b>
<b>Total Commitments for Offense Against Person</b>			<b>212</b>	<b>206</b>	<b>213</b>	<b>246</b>	<b>189</b>

**ARKANSAS DHS STATISTICAL REPORT  
PRIMARY OFFENSES OF ADJUDICATED DELINQUENTS  
COMMITTED TO YOUTH SERVICES CENTERS  
OFFENSE AGAINST PROPERTY  
SFY 2006 - 2010**

Offense Classification	Offense Grade		SFY				
			2006	2007	2008	2009	2010
<b>Felony</b>	A	Arson	0	0	2	1	2
	A	Criminal Attempt	0	0	0	0	0
	B	Arson	2	0	1	0	1
	B	Burglary	7	6	8	7	3
	B	Criminal Attempt	0	1	2	2	0
	B	Forgery, First Degree	0	0	1	0	0
	B	Residential Burglary	36	37	49	62	62
	B	Robbery	0	0	0	0	0
	B	Theft of Services	0	0	0	0	0
	B	Theft of Property	24	22	19	26	15
	B	Theft by Receiving	5	7	3	2	2
	C	Arson	0	1	1	0	1
	C	Burglary	0	0	0	0	0
	C	Commercial Burglary	12	17	16	11	18
	C	Criminal Attempt	2	4	3	3	1
	C	Criminal Mischief	0	0	0	0	0
	C	Criminal Mischief, First Degree	13	15	12	16	13
	C	Defacing Objects of Public Interest>\$250	0	0	0	0	0
	C	Forgery	0	0	0	0	0
	C	Forgery, Second Degree	5	6	3	3	0
	C	Fraudulent Use of a Credit Card	0	0	1	3	1
	C	Impairing the Operation of a Vital Public Facility	0	0	0	0	0
	C	Theft of Property	34	33	37	33	28
	C	Theft of Services	0	0	1	0	0
	C	Theft by Receiving	14	7	10	8	5
	D	Arson	0	1	1	0	0
	D	Breaking or Entering	19	27	24	22	16
	D	Burglary	0	0	0	0	0
	D	Commercial Burglary	0	0	0	0	0
	D	Conspiracy to Commit Commercial Burglary	0	0	0	0	0
	D	Criminal Attempt	2	2	1	0	0
	D	Criminal Attempt, Commercial Burglary	0	0	0	0	0
	D	Criminal Attempt, Burglary	0	0	0	0	0
	D	Criminal Mischief	1	1	3	2	1
	D	Reckless Burning	1	0	1	0	0
	D	Theft by Receiving	0	0	0	0	0
	D	Theft of Property	2	4	0	1	0
	D	Unlawful Destruction/Removal of Cemetery Grave Marker	0	0	0	0	1
	Y	Arson \$100,000 or more	1	0	1	0	0
	Y	Aggravated Residential Burglary	0	0	0	1	0
<b>Total Felony Offenses</b>			<b>180</b>	<b>191</b>	<b>200</b>	<b>203</b>	<b>170</b>

Source: Division of Youth Services

**ARKANSAS DHS STATISTICAL REPORT  
PRIMARY OFFENSES OF ADJUDICATED DELINQUENTS  
COMMITTED TO YOUTH SERVICES CENTERS  
OFFENSE AGAINST PROPERTY  
SFY 2006 - 2010**

Offense Classification	Offense Grade	Offense Title	SFY				
			2006	2007	2008	2009	2010
<b>Misdemeanor</b>	A	Amount of Theft	1	0	0	0	0
	A	Arson less than \$500	0	2	0	0	0
	A	Consol Offenses - Shoplifting Presump - Amount of Theft	0	0	0	0	1
	A	Criminal Attempt	1	2	0	1	0
	A	Criminal Impersonation	0	0	0	0	0
	A	Criminal Mischief, First Degree	7	7	8	12	5
	A	Criminal Mischief, Second Degree	2	3	4	8	1
	A	Defacing Public Building	0	0	0	0	0
	A	Fraudulent Use of a Credit Card	0	0	0	0	0
	A	Shoplifting	2	3	1	2	0
	A	Theft by Receiving	9	8	1	6	3
	A	Theft of Motor Fuel	0	1	0	0	0
	A	Theft of Property	40	39	18	39	25
	A	Theft of Services	1	0	0	0	0
	A	Unauthorized Use of a Vehicle	12	4	9	6	3
	B	Criminal Mischief, Second Degree	5	1	2	3	2
	B	Criminal Mischief	0	0	0	0	0
	B	Criminal Trespass	10	7	2	3	1
	C	Criminal Mischief	0	0	0	0	0
	C	Criminal Trespass (Non-Occupied Structure or Vehicle)	0	0	0	0	0
	C	Criminal Trespass	3	1	1	1	2
	C	Theft by Receiving	0	0	0	0	0
	U	Shoplifting	0	2	0	0	0
<b>Total Misdemeanor Offenses</b>			<b>93</b>	<b>80</b>	<b>46</b>	<b>81</b>	<b>43</b>
<b>Total Commitments for Offense Against Property</b>			<b>273</b>	<b>271</b>	<b>246</b>	<b>284</b>	<b>213</b>

**ARKANSAS DHS STATISTICAL REPORT  
PRIMARY OFFENSES OF ADJUDICATED DELINQUENTS  
COMMITTED TO YOUTH SERVICES CENTERS  
OFFENSE AGAINST PUBLIC ORDER  
SFY 2006 - 2010**

Offense Classification	Offense Grade	Offense Title	SFY				
			2006	2007	2008	2009	2010
<b>Felony</b>	B	Unlawful Discharge of Firearm Veh, Second Degree	0	0	1	0	0
	C	Escape, First Degree	2	2	0	0	0
	C	Failure to Appear	1	0	1	1	0
	C	Fleeing	1	1	1	0	2
	C	Hindering Apprehension	0	0	0	0	0
	C	Intimidating a Witness	0	0	0	0	0
	D	Absconding	7	3	2	12	5
	D	Escape, Second Degree	6	4	0	0	2
	D	Fleeing	2	1	1	2	2
	D	Handgun Minor in Possession, Second Offense	3	1	1	4	2
	D	Handgun Poss Campus Inst Higher Education	1	1	0	1	0
	D	Handgun Poss Pub School Property/Bus	1	0	0	3	1
	D	Inciting a Riot	0	5	0	0	0
	D	Indecent Exposure	0	0	0	0	0
	D	Threatening to Cause a Catastrophe	0	0	0	0	0
	U	Engage In Continuous Crime Gang, Second Degree	0	0	0	0	0
	U	Unlawful Burning	0	0	0	1	0
	Y	Simult Poss of Drugs and Firearms	0	1	2	0	3
<b>Total Felony Offenses</b>			<b>24</b>	<b>19</b>	<b>9</b>	<b>24</b>	<b>17</b>
<b>Misdemeanor</b>	A	Disorderly Conduct	0	0	0	0	0
	A	Escape	0	0	0	0	0
	A	Escape, Third Degree	3	2	3	0	1
	A	Failure to Appear	2	1	0	0	1
	A	Fleeing	3	2	3	1	1
	A	Handgun Minor in Possession, First Offense	5	6	2	4	6
	A	Harassing Communications	0	0	0	1	1
	A	Harassment	1	3	2	0	3
	A	Hindering Apprehension	0	0	0	0	0
	A	Indecent Exposure	1	3	2	0	1
	A	Minor in Possession of Handgun	0	0	0	0	0
	A	Obstructing Governmental Operations	4	4	3	1	2
	A	Public Intoxication	0	0	0	0	0
	A	Public Sexual Indecency	2	3	2	2	0
	A	Refusal to Submit to Arrest	0	0	0	0	0
	A	Resisting Arrest	5	3	7	3	6
	B	Fail to Report Suspected Abuse of Adults	0	0	0	0	0
	B	Fleeing	0	2	1	0	0
	B	Prostitution, First Offense	0	0	2	0	0
	C	Battery, Third Degree	0	0	0	0	0
	C	Disorderly Conduct	35	25	28	22	17
	C	Fleeing	3	2	3	0	3
	C	Obstructing Governmental Operations	5	2	3	4	3
	C	Obstructing Hwy or Other Public Place	5	2	1	0	0
	C	Public Intoxication	1	3	2	3	6
	U	Contempt of Court	1	1	1	0	0
	U	Littering 1st Offense	0	0	0	0	1
<b>Total Misdemeanor Offenses</b>			<b>76</b>	<b>64</b>	<b>65</b>	<b>41</b>	<b>52</b>
<b>Total Commitments for Offense Against Public Order</b>			<b>100</b>	<b>83</b>	<b>74</b>	<b>65</b>	<b>69</b>



**ARKANSAS DHS STATISTICAL REPORT  
PRIMARY OFFENSES OF ADJUDICATED DELINQUENTS  
COMMITTED TO YOUTH SERVICES CENTERS  
DRUG LAW VIOLATIONS  
SFY 2006 - 2010**

Offense Classification	Offense Grade	Offense Title	SFY				
			2006	2007	2008	2009	2010
<b>Felony</b>	A	Conspiracy to Manufacture Controlled Substance	0	0	0	0	0
	A	Delivery of Controlled Substance	0	0	0	0	0
	B	Deliver Drug Paraphernalia to anyone < 18	0	0	0	0	0
	B	Intro Cont-Sub into Another's Body I-III	0	0	1	0	0
	B	Maintain Drug Premises Near Drug Free Zone	0	1	0	0	0
	B	Manf Etc Controlled Substance, Sch I, II, III	5	0	0	1	0
	B	Possession/Use of Drug Paraphernalia to Manufacture Meth	0	0	0	0	1
	B	Possession, Etc Counterfeit Subt with Intent SCH I, II	0	1	1	1	0
	C	Delivery of a Controlled Substance	0	0	0	0	0
	C	Delivery, Possession, Manufacture, Etc. Drug Paraphernalia	1	1	1	1	2
	C	Intro Cont-Sub into Another's Body IV-VI	0	0	0	1	0
	C	Manufacture, Delivery, Possession Marijuana < 10 pounds	0	1	0	1	0
	C	Manufacture, Etc. Controlled Substance, Sch IV, V	1	4	1	0	1
	C	Possession Ctrl/Cnft Sub w/o Prescription, Third Offense	4	5	8	1	1
	C	Possession of a Counterfeit Substance (Intent to Deliver)	2	0	0	0	0
	C	Possession of Controlled Substance	0	0	0	0	0
	C	Possession of Controlled Substance Sch I, II	3	6	6	2	5
	C	Possession of Drug Paraphernalia	0	0	0	0	0
	C	Possession of Marijuana <10 lbs	0	0	1	0	0
	C	Possession of Marijuana > = 10 < 100 lbs	1	0	1	0	0
	C	Possession, Etc Counterfeit Subt with Intent SCH I-V	0	4	1	0	4
	D	Poss of Ctrl/Counterfeit Subs w/o Presc, Second Offense	3	0	5	4	3
	D	Possession of Controlled Substance (Intent to Deliver)	1	0	0	0	0
	D	Poss, Etc Cntrft Sub W-Intent Unclass Sch	0	0	1	0	0
	D	Non-Controlled Substance Rep as Class Ctrl Substance	0	1	0	0	0
	U	Unlawful Sale Delv Depressants Stimulants	0	0	0	0	0
	Y	Manufactured Etc Controlled Substance >\$400<28gms	1	0	0	1	0
	Y	Manuf Etc Controlled Substance Sch 1, 11 >28<200g	0	0	0	1	1
	Y	Manuf Etc Controlled Substance Sch 1, 11	0	1	0	3	1
	Y	Possession of Cocaine	0	0	0	0	0
	Y	Possession of Cocaine With Intent to Deliver	0	0	0	0	0
	Y	Possession of Controlled Substance (Intent to Deliver)	0	0	0	0	0
	Y	Manuf, Del, Possession Controlled Subs Sch 1, 11 <28	0	0	1	0	0
	Y	Simultaneous Possession of Drugs & Firearms	0	0	0	0	0
<b>Total Felony Offenses</b>			<b>22</b>	<b>25</b>	<b>28</b>	<b>17</b>	<b>19</b>
<b>Misdemeanor</b>	A	Delv, Poss, Manu, Etc. Drug Paraphernalia/Ctrfet Ctrl Sub	4	5	0	0	0
	A	Possession of a Controlled Substance on School Property	0	0	0	0	0
	A	Poss of a Ctrl/Counterfeit Subs w/o Presc, First Offense	27	18	19	9	9
	A	Possession of a Counterfeit Substance	0	0	0	0	0
	A	Possession of Drug Paraphernalia	0	0	0	0	0
	A	Possession of Marijuana	0	0	0	2	3
	U	Possession of Drug Paraphernalia	0	1	0	0	0
<b>Total Misdemeanor Offenses</b>			<b>31</b>	<b>24</b>	<b>19</b>	<b>11</b>	<b>12</b>
<b>Total Commitments for Drug Law Violation</b>			<b>53</b>	<b>49</b>	<b>47</b>	<b>28</b>	<b>31</b>

**ARKANSAS DHS STATISTICAL REPORT  
 PRIMARY OFFENSES OF ADJUDICATED DELINQUENTS  
 COMMITTED TO YOUTH SERVICES CENTERS  
 OTHER OFFENSES  
 SFY 2006 - 2010**

Offense Classification	Offense		SFY				
	Grade	Offense Title	2006	2007	2008	2009	2010
<b>Felony</b>	B	Arson	0	0	0	0	0
	B	Criminal Possession of Explosives	0	0	0	0	0
	B	Criminal Use of a Prohibited Weapon	0	0	0	0	0
	B	Furnishing a Deadly Weapon to a Minor (Gun)	0	0	0	0	0
	B	Residential Burglary	0	0	0	0	0
	B	Unlawful Discharge of Firearm	0	0	0	0	0
	C	Criminal Mischief	0	0	0	0	0
	C	Failure to Appear	0	0	0	0	0
	C	Interfering with Law Enforcement Officer	0	2	0	1	1
	D	Absconding	0	0	0	0	0
	D	Abuse of a Corpse	0	0	0	0	0
	D	Carrying a Weapon on School Property	0	0	0	0	0
	D	Criminal Use of a Prohibited Firearm	0	0	0	0	0
	D	Criminal Use of a Prohibited Weapon	0	0	0	0	2
	D	Criminal Use of a Prohibited Weapon, Second Degree	0	0	0	0	0
	D	Defacing a Firearm	0	0	1	0	0
	D	Escape, Second Degree	0	0	0	0	0
	D	Filing False Report of Criminal Wrong Doing	0	0	0	0	0
	D	Minor in Possession of Handgun	0	0	0	0	0
	D	Possession of Defaced Firearm	0	0	0	0	2
	D	Possession of a Fireman by Certain Persons	0	0	1	1	1
	D	Threatening a Fire or Bombing	0	1	0	0	0
	U	Engaging in Violent Criminal Group Activity	0	1	0	0	0
	U	Sell or Possession of Obscene Film	0	0	0	0	1
<b>Total Felony Offenses</b>			<b>0</b>	<b>4</b>	<b>2</b>	<b>2</b>	<b>7</b>

Source: Division of Youth Services

**ARKANSAS DHS STATISTICAL REPORT  
PRIMARY OFFENSES OF ADJUDICATED DELINQUENTS  
COMMITTED TO YOUTH SERVICES CENTERS  
OTHER OFFENSES  
SFY 2006 - 2010**

Offense Classification	Offense Grade	Offense Title	SFY				
			2006	2007	2008	2009	2010
<b>Misdemeanor</b>	A	Attempt to Influence Public Servant	0	0	1	0	0
	A	Carrying Certain Prohibited Weapons	1	1	3	3	2
	A	Communicating a False Alarm	0	0	0	0	0
	A	Conspiracy to Commit Escape, Second Degree	0	0	0	0	0
	A	Criminal Impersonation	0	0	0	1	0
	A	Cruelty to Animals	0	0	0	0	0
	A	Escape, Third Degree	0	0	0	0	0
	A	Failure to Appear	0	0	0	0	0
	A	Filing False Rept of Crim Wrong Doing	0	0	0	1	0
	A	Harassing Communications	0	0	0	0	0
	A	Minor in Possession of a Handgun	0	0	0	0	0
	A	Obstructing Governmental Operations	0	0	0	0	0
	A	Possession of a Firearm by Certain Persons	0	0	0	0	0
	A	Possession of a Instrument of Crime	5	3	1	1	0
	A	Shoplifting	0	0	0	0	0
	A	Threatening a Fire or Bombing	0	0	0	0	0
	B	Criminal Solicitation	0	0	0	1	0
	B	Refusal to Submit to Arrest	1	0	1	2	1
	C	Criminal Trespass	0	0	0	0	0
	C	Disorderly Conduct	0	0	0	0	0
C	Failure to Appear	0	0	0	0	0	
C	Possession of Paging Device at School	0	0	0	0	0	
U	Carrying a Knife	0	0	0	0	0	
U	Contempt of Court	0	0	0	0	0	
U	Criminal Contempt	5	4	3	1	4	
U	Purchase/Poss Intox Liquor by Minor	1	0	2	0	1	
U	Minor in Possession of Alcohol	0	0	0	0	0	
U	Revocation of Probation	0	0	1	0	0	
U	Smoking on School Property	0	0	0	1	0	
U	Aftercare Violation	0	3	4	0	14	
<b>Total Misdemeanor Offenses</b>			<b>13</b>	<b>11</b>	<b>16</b>	<b>11</b>	<b>22</b>
<b>Total Commitments for Other Offenses</b>			<b>13</b>	<b>15</b>	<b>18</b>	<b>13</b>	<b>29</b>

**ARKANSAS DHS STATISTICAL REPORT  
NUMBER OF ADJUDICATED DELINQUENTS  
RECOMMITTED TO YOUTH SERVICES CENTERS  
SFY 2006 - 2010**

SFY	Sex	Total Commitments	Number of Prior Commitments								
			0	1	2	3	4	5	6	7+	N/A
2006	Male	519	417	69	19	11	3	0	0	0	0
	Female	128	100	18	4	4	2	0	0	0	0
	Total	647	517	87	23	15	5	0	0	0	0

Recommitment Rate = 20%

Note: Based on all new commitment orders regardless of case.

2007	Male	503	393	82	21	6	1	0	0	0	0
	Female	119	92	20	6	0	1	0	0	0	0
	Total	622	485	102	27	6	2	0	0	0	0

Recommitment Rate = 22%

Note: Based on all new commitment orders regardless of case.

2008	Male	502	380	94	21	6	1	0	0	0	0
	Female	96	63	25	6	2	0	0	0	0	0
	Total	598	443	119	27	8	1	0	0	0	0

Recommitment Rate = 26%

Note: Based on all new commitment orders regardless of case.

2009	Male	545	423	94	24	3	1	0	0	0	0
	Female	91	66	16	5	4	0	0	0	0	0
	Total	636	489	110	29	7	1	0	0	0	0

Recommitment Rate = 23%

Note: Based on all new commitment orders regardless of case.

2010	Male	450	344	85	15	5	0	1	0	0	0
	Female	81	55	17	5	2	2	0	0	0	0
	Total	531	399	102	20	7	2	1	0	0	0

Recommitment Rate = 25%

Note: Based on all new commitment orders regardless of case.

**ARKANSAS DHS STATISTICAL REPORT  
NUMBER OF JUVENILES REFERRED  
TO SPECIALTY PROVIDER FACILITIES  
SFY 2010**

Facility	Number of Placements		
	Male	Female	Total
Arkansas State Hospital	10	0	10
Consolidated Youth Services - CYS/ASAP	10	0	10
Piney Ridge	8	0	8
Rivendell Behavioral Health Services	67	28	95
South Arkansas Youth Services, Inc.	31	0	31
South Arkansas Youth Services, Inc. for Girls	0	31	31
Vera Lloyd	21	21	42
Youth Bridge, Inc. (YB/SAT)	51	0	51
Youth Home, Inc.	4	0	4
Youth Villages	5	3	8
<b>Total</b>	<b>207</b>	<b>83</b>	<b>290</b>

**Average Length-of-Stay of Adjudicated Delinquents\***

A. Juvenile Correctional Facilities	101 days
B. Juvenile Treatment Centers	178 days
C. Specialized Placements	144 days
D. Juvenile Detention Centers	41 days

\*Represents the length of time at the listed location and not the length of time since commitment to DYS.

**Number of Adjudicated Delinquents Admitted  
to Serious Offender Programs**

Serious Offender Program	Number of Admissions		
	Male	Female	Total
Alexander Juvenile Correctional Facility (JUMP)	299	34	333
Colt Juvenile Treatment Center	53	0	53
Dermott Juvenile Correctional Facility (18-21)	41	0	41
Dermott Juvenile Treatment Center	44	0	44
Harrisburg Juvenile Treatment Center	69	0	69
Lewisville Juvenile Treatment Center	69	0	69
Mansfield Juvenile Treatment Center	66	0	66
Mansfield Juvenile Treatment Center for Girls	0	50	50
<b>Total</b>	<b>641</b>	<b>84</b>	<b>725</b>

**ARKANSAS DHS STATISTICAL REPORT  
COMMUNITY-BASED YOUTH SERVICES PROGRAMS  
SFY 2010**

The Community-based program network consists of 13 privately-operated non-profit organizations for SFY 2010. The division contracts with these programs to provide residential and non-residential services to youth up to the age of 21 who are adjudicated delinquents, members of "families in need of service", or youth at risk (youth who exhibit behavior that, if continued, would bring them into contact with the juvenile justice system).

**COMMUNITY-BASED PROGRAM INTAKES  
BY PROVIDER BY GENDER**

<b>Provider</b>	<b>Male</b>	<b>Female</b>	<b>Total</b>
Comprehensive Juvenile Services	353	212	565
Consolidated Youth Services	379	235	614
Conway County Community Services	815	445	1,260
Counseling Clinic	1076	958	2,034
East Arkansas Youth Services, Inc.	106	35	141
Health Resources of Arkansas, Inc.	278	111	389
Ouachita Children's Center, Inc.	125	75	200
Phoenix Youth and Family Services	189	89	278
Professional Counseling Associates	100	62	162
South Arkansas Youth Services	145	76	221
Southwest AR Counseling and Mental Health Center	227	118	345
United Family Services, Inc.	1,106	614	1,720
Youth Bridge, Inc.	571	265	836
<b>TOTAL</b>	<b>5,470</b>	<b>3,295</b>	<b>8,765</b>

**ARKANSAS DHS STATISTICAL REPORT  
COMMUNITY-BASED INTAKES  
BY AGE  
SFY 2010**

Program	AGE						18 & Older	Total Intakes
	12 & Younger	13	14	15	16	17		
Comprehensive Juvenile Services	31	41	87	122	139	128	17	565
Consolidated Youth Services	54	49	66	123	139	165	18	614
Conway County Community Services	154	87	174	237	226	254	128	1,260
Counseling Clinic	280	189	230	300	436	523	76	2,034
East Arkansas Youth Services, Inc.	7	10	16	34	26	47	1	141
Health Resources of Arkansas, Inc.	36	29	65	84	101	71	3	389
Ouachita Children's Center	18	10	38	45	44	37	8	200
Phoenix Youth and Family Services	23	28	48	58	57	59	5	278
Professional Counseling Associates	19	19	18	33	38	35	0	162
South Arkansas Youth Services	6	20	23	58	60	52	2	221
Southwest AR Counseling and Mental Health Center	32	20	55	83	60	80	15	345
United Family Services	134	118	212	328	424	423	81	1,720
Youth Bridge, Inc.	35	48	93	183	240	229	8	836
<b>TOTAL</b>	<b>829</b>	<b>668</b>	<b>1,125</b>	<b>1,688</b>	<b>1,990</b>	<b>2,103</b>	<b>362</b>	<b>8,765</b>

**ARKANSAS DHHS STATISTICAL REPORT  
INTERSTATE COMPACT ON JUVENILES  
SFY 2010**

The Interstate Compact on Juveniles (ICJ) was designed primarily for cases involving out-of-state runaways, escapees and absconders, and for the supervision of juveniles who have been adjudicated delinquent. It provides legal procedures for the return of runaways and makes it possible to place a juvenile on probation or parole in a state other than the one where the offense was committed with the assurance of supervision by the appropriate agencies of the state in which he/she is placed.

Requests for Home Evaluation/Supervision Sent by Arkansas to Other States	<b>109</b>
Probation Referrals	84
Parole Referrals	25
Requests for Home Evaluation/Supervision Received by Arkansas from Other States	<b>132</b>
Probation Referrals	97
Parole Referrals	35
Number of Runaways Returned (Non-Delinquent Youth)	<b>67</b>
Number of Escapees (Youth Committed to Facility)	<b>0</b>
Number of Absconders (Youth on Probation or Parole)	<b>19</b>