

**ARKANSAS DHHS STATISTICAL REPORT  
DIVISION OF YOUTH SERVICES  
SFY 2009**

In SFY 2009, the Division of Youth Services contracted with Community Based Providers (CBP) for the following services: Targeted Casework Management, Therapy, Diagnosis and Evaluation, Intensive Casework Management, Interstate Compact, Emergency Shelter and Residential Treatment. In addition, the Community Based Providers provided sanction services that included Community Service Supervision, Intensive Supervision and Tracking, Compliance Monitoring, Drug Screening, Day Services Level I, Day Services Level II, and Crisis Residential Treatment. Funding for community/based services was allocated to each judicial district, with one contractor servicing each district. The providers in each district conducted a needs survey in order to provide the services most beneficial to the youth in their individual areas. Aftercare services were provided in accordance with ACT 1222, with quarterly reports submitted to the Legislative Committee on Children and Youth.

The Division also contracts for Specialized Services including: Therapeutic Group Home Services, Comprehensive Residential Treatment Services in Psychiatric facilities, Sex Offender Treatment Services, Socialization/Recreation Services, Therapeutic Foster Care, Diagnosis and Evaluation and Therapy. Six Serious Offender Programs, four with 30 beds, one with 26, and one with 27 beds, have contracts with DYS.

The Residential Facilities programs had direct expenses in the amount of \$23,481,555. The Community Based programs had direct expenses in the amount of \$16,304,916. The Residential Treatment programs had direct expenses in the amount of \$3,390,782. Total funding was \$43,177,253.

**Community Based Programs and Services Providers**

Comprehensive Juvenile Services - Fort Smith  
Consolidated Youth Services - Jonesboro  
Conway County Community Services, Inc. - Morrilton  
Counseling Clinic - Benton  
East Arkansas Youth Services, Inc. - Marion  
Health Resources of Arkansas, Inc. - Batesville  
Ouachita Children's Center - Hot Springs  
Phoenix Youth and Family Services - Crossett  
Professional Counseling Associates - Lonoke  
South Arkansas Youth Services, Inc. - Magnolia  
Southwest Arkansas Counseling & Mental Health Center - Texarkana  
United Family Services, Inc. - Pine Bluff  
Youth Bridge, Inc. - Fayetteville

**Specialized Services Contractors**

Arkansas State Hospital Unit, ASH - Little Rock  
Centers for Youth and Families - Little Rock  
Consolidated Youth Services - Jonesboro  
Living Hope Southwest Medical Services - Texarkana  
Habilitation Services, Inc., dba Millcreek of Arkansas - Fordyce  
Piney Ridge - Fayetteville  
Rivendell Behavior Health Services - Benton  
South Arkansas Youth Services, Inc. - Magnolia  
Vera Lloyd - Little Rock  
Youth Bridge Therapeutic Group Home - Fayetteville  
Youth Bridge Substance Abuse Treatment - Fayetteville  
Youth Home - Little Rock

**Substance Abuse Treatment Contractors**

All contractors are responsible for providing substance abuse treatment pursuant to their contract.

**Serious Offender Programs**

Alexander Juvenile Correctional Facility (JUMP)  
Colt Juvenile Treatment Center  
Harrisburg Juvenile Treatment Center  
Mansfield Juvenile Treatment Center  
Mansfield Juvenile Treatment Center for Girls  
Dermott Juvenile Treatment Center  
Dermott Juvenile Correctional Facility  
Lewisville Juvenile Treatment Center

**DIVISION OF YOUTH SERVICES  
SFY 2009**

**Juvenile Justice and Delinquency Prevention (JJDP)**

The Arkansas Coalition for Juvenile Justice (ACJJ), which is appointed by the governor, participates in the development and review of the State Plan prior to implementation and is afforded the opportunity to review and submit recommendations to the DYS Director on all juvenile justice and delinquency grant applications. In SFY2008, the primary goal of the ACJJ and DYS was disproportionate minority contact, as well as, the removal of juveniles from adult jails and lockups assuring that those who needed detention were held in appropriate facilities. To accomplish this, the ACJJ recommended and the Division of Youth Services approved Title II Funds to fifteen agencies/organizations.

Of the fifteen subgrants, three subgrants offer Gender Specific Services (GS). Five subgrants offer Disproportionate Minority Contact Services (DMC) with the goal of reducing over representation of minority youth along the entire continuum of the juvenile justice system. There are no subgrants to provide alternatives to the De-institutionalization of Status Offenders (DSO). One subgrant is Mental Health (MH) aimed at addressing mental health issues of juvenile. One subgrant is for System Improvement. Three subgrants are for Delinquency Prevention (DP). Two subgrants are for School Programs.

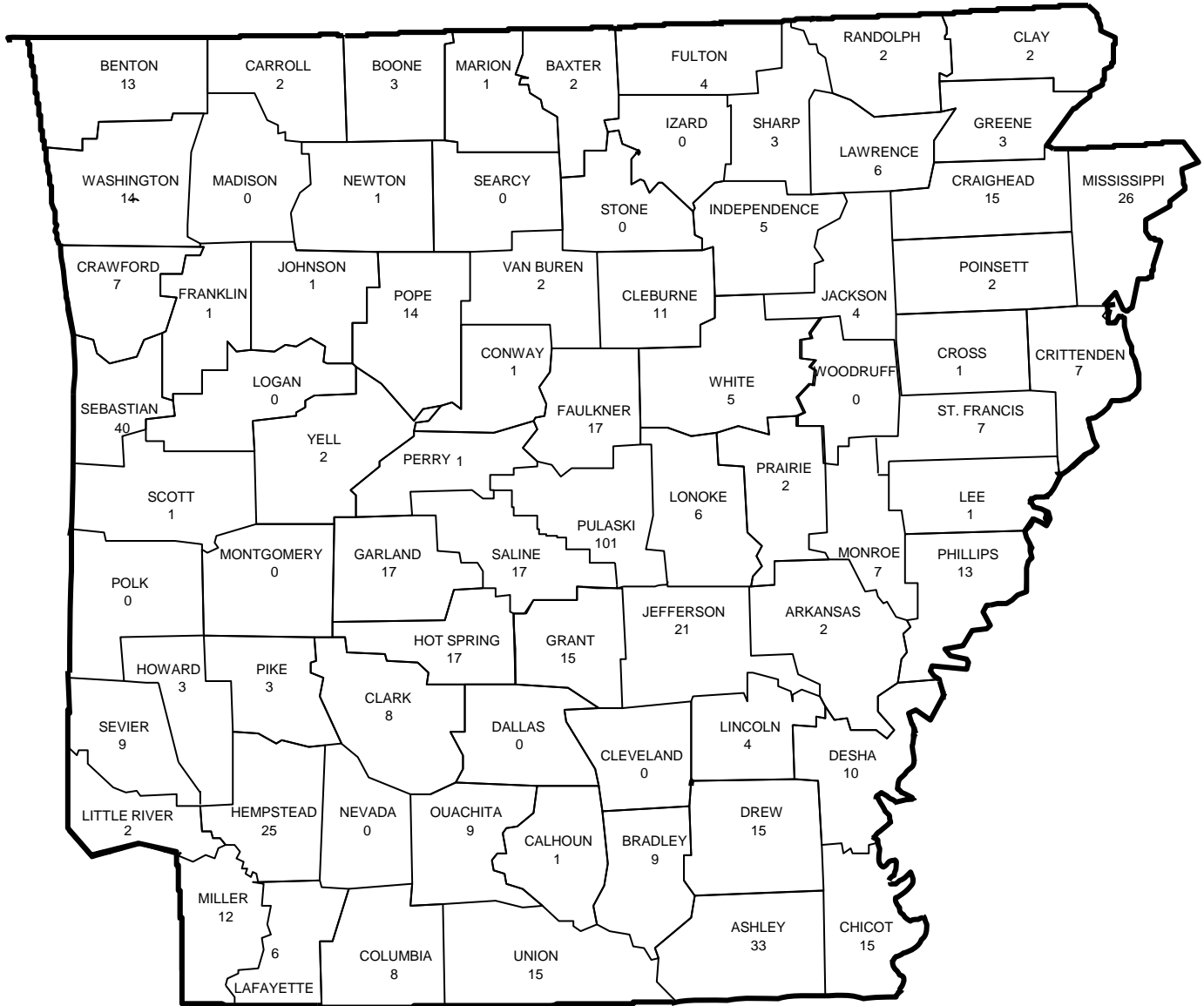
**JJDP Title II Formula Grants**

<b>Subgrantee</b>	<b>County</b>	<b>Type of Service</b>	<b># Of Clients Served</b>	<b>Counties Served</b>	<b>Subgrant Period</b>
Scotty Scholl Communications	Statewide	System Improvement	N/A	Statewide	07/01/08 - 06/30/09
Magnolia Public School	Columbia	School Program	10	Columbia	07/01/08 - 06/30/09
United Family	Jefferson	DMC	9	Jefferson	07/01/08 - 06/30/09
Baxter County Juvenile Services	Baxter	School Program	193	Baxter, Marion	07/01/08 - 06/30/09
TOPPS	Jefferson	GS	52	Jefferson	07/01/08 - 06/30/09
East Arkansas Youth Services	Crittenden	DMC	110	Crittenden, St. Francis & Phillips	07/01/08 - 06/30/09
Promiseland Church Ministries	Pulaski	GS	5	Pulaski	07/01/08 - 06/30/09
Phoenix Youth & Families	Ashley	DMC	101	Ashley, Drew, Desha, Bradley & Chicot	07/01/08 - 06/30/09
Pulaski County Juvenile Services	Pulaski	DMC	51	Pulaski	07/01/08 - 06/30/09
Pulaski County (6th Judicial District)	Pulaski	DP	12	Pulaski	07/01/08 - 06/30/09
Holman Community Development Corp.	Arkansas	DP	161	Arkansas	07/01/08 - 06/30/09
Garland County Juvenile Detention	Garland	MH	144	Garland	07/01/08 - 06/30/09
Earle School District	Crittenden	DMC	155	Crittenden and Marion	07/01/08 - 06/30/09
Dominion Community Development	Jefferson	GS	25	Jefferson	07/01/08 - 06/30/09
Advantage Communication, Inc.	Pulaski	DP	N/A	Pulaski	07/01/07 - 06/30/08

**JJDP Title V Formula Grants**

<b>Subgrantee</b>	<b>County</b>	<b>Type of Service</b>	<b># Of Clients Served</b>	<b>Counties Served</b>	<b>Subgrant Period</b>
City of Crossett	Ashley	DP	16	Ashley	07/01/08 - 06/30/09
Pulaski County	Columbia	DP	53	Pulaski	07/01/08 - 06/30/09
Baxter County	Baxter	Mentoring	68	Baxter, Marion	07/01/08 - 06/30/09
City of Pine Bluff	Jefferson	DMC	106	Jefferson	07/01/08 - 06/30/09

# COMMITMENTS TO YOUTH SERVICES CENTERS



Total Number of Commitments: 636

All commitments were counted even if a juvenile received one or more new commitment orders in the same case. Each was counted as a new commitment.

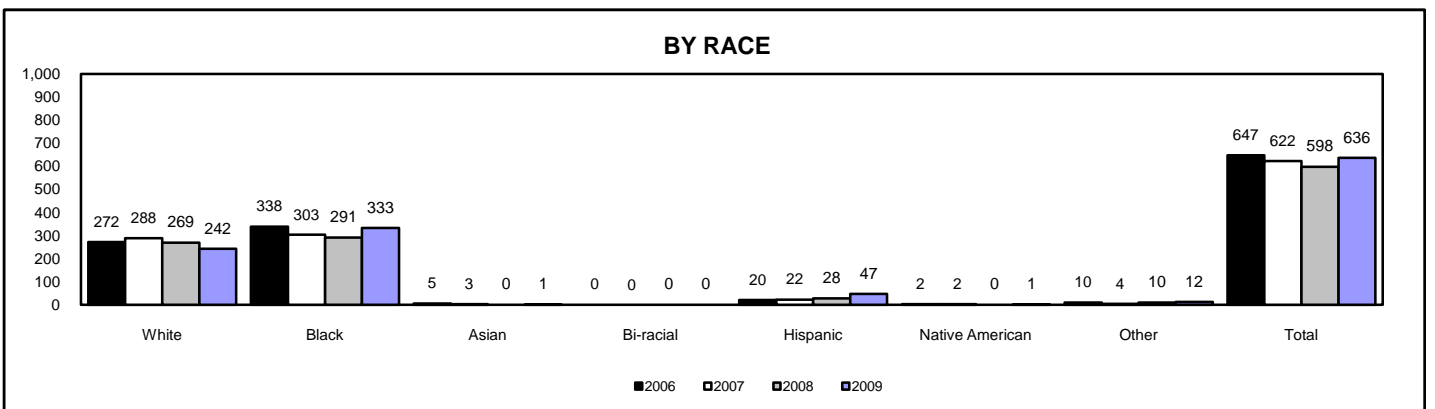
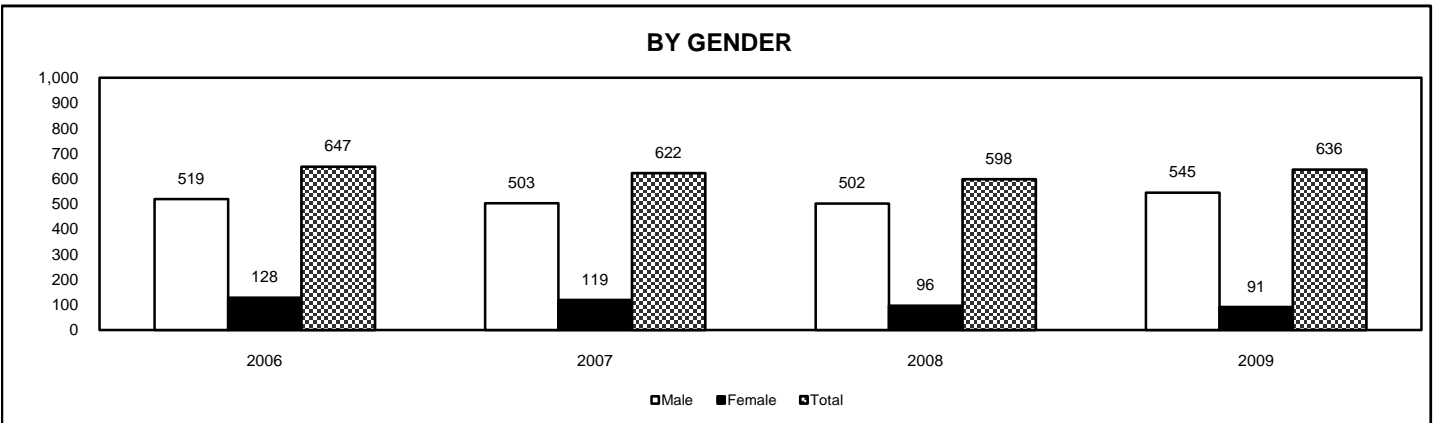
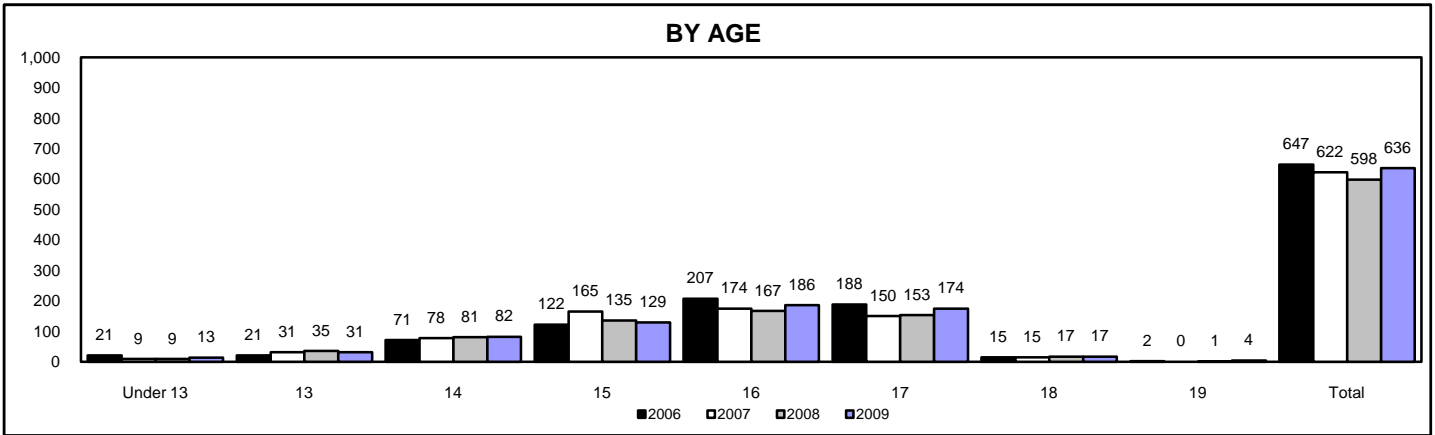
## COMMITMENTS TO YOUTH SERVICES CENTERS BY JUDICIAL DISTRICT

Judicial District	Committing County	Number of Commitments		Judicial District	Committing County	Number of Commitments	
		By County	District Total			By County	District Total
1st	Cross	1		11th East	Arkansas	2	2
	Lee	5					
	Monroe	7		11th West	Jefferson	21	
	Phillips	13			Lincoln	4	25
	St. Francis	7		12th	Sebastian	40	40
	Woodruff	0	33				
2nd	Clay	2		13th	Calhoun	1	
	Craighead	15			Cleveland	0	
	Crittenden	7		Columbia	8		
	Greene	3		Dallas	0		
	Mississippi	26		Ouachita	9		
	Poinsett	2	55	Union	15	33	
3rd	Jackson	4		14th	Baxter	2	
	Lawrence	6			Boone	3	
	Randolph	2			Marion	1	
	Sharp	3	15		Newton	1	7
4th	Madison	0		15th	Conway	1	
	Washington	14	14		Logan	0	
5th	Franklin	1			Scott	1	
	Johnson	1			Yell	2	4
	Pope	14	16	16th	Cleburne	11	
6th	Perry	1			Fulton	4	
	Pulaski	101	102		Independence	5	
7th	Grant	15			Izard	0	
	Hot Spring	17	32	Stone	0	20	
8th North	Hempstead	25		17th	Prairie	2	
	Nevada	0	25		White	5	7
8th South	Lafayette	6		18th East	Garland	17	17
	Miller	12	18		18th West	Montgomery	0
9th East	Clark	8	8	Polk		0	0
	9th West	Howard	3		19th East	Carroll	2
Little River		2		19th West		Benton	13
Pike		3			20th	Faulkner	17
Sevier		9	17	Searcy		0	
10th	Ashley	33		Van Buren	2	19	
	Bradley	9		21st	Crawford	7	7
	Chicot	15			22nd	Saline	17
	Desha	10		23rd		Lonoke	6
	Drew	15	82				
	<b>TOTAL *</b>						<b>636</b>

Source: Division of Youth Services

\* Based on actual commitment orders regardless of case

# DIVISION OF YOUTH SERVICES COMMITMENTS



Source: Division of Youth Services

**ADJUDICATED DELINQUENTS COMMITTED  
TO YOUTH SERVICES CENTERS  
BY MOST SERIOUS FELONY OFFENSES  
1998 to 2009**

Felony Offense	Fiscal Year										
	1999	2000	2001	2002	2003	2004	2005	2006	2007	2008	2009
Arson	4	1	2	8	3	0	2	3	4	6	1
Battery, First Degree	5	4	1	3	5	1	7	1	2	2	6
Burglary (d)	119	108	59	91	70	74	52	55	60	73	80
Kidnapping	0	0	0	1	0	0	0	0	0	0	2
Murder (a) (1)	4	2	0	0	0	0	0	0	0	2	2
Rape (2)	16	16	17	15	17	22	19	17	14	17	23
Robbery (b)	25	12	4	8	9	4	17	15	12	22	30
Total Commitments of Selected Offenses	173	143	83	126	104	101	97	91	92	122	144

Total Commitments of All Offenses (c)	745	750	597	516	528	531	575	647	622	598	636
---------------------------------------	-----	-----	-----	-----	-----	-----	-----	-----	-----	-----	-----

- (a) Includes Capital, First Degree and Second Degree Murder.
- (b) Includes Aggravated Robbery and Robbery.
- (c) Includes Commitments for "Evaluation Only".
- (d) Includes Burglary Commercial and Residential.

- (1) Includes Attempted Capital Murder, Conspiracy to Commit Capital Murder, Conspiracy to Commit Murder-Second Degree, and Criminal Attempt Murder-Second Degree.
- (2) Includes Criminal Attempted Rape.

**Commitments By Offense Class**

SFY	Felonies	Misdemeanors	Total	
1999	489	256	745	
2000	468	276	744	**
2001	307	261	568	***
2002	327	186	513	****
2003	306	217	523	*****
2004	336	195	531	
2005	328	245	573	*****
2006	354	293	647	
2007	359	260	622	*
2008	379	214	598	*****
2009	409	227	636	

- \*\* Six (6) commitments were a result of violation or revocation of probation.
- \*\*\* Twenty-nine (29) commitments were a result of violation or revocation of probation.
- \*\*\*\* Three (3) commitments were a result of violation or revocation of probation.
- \*\*\*\*\* Five (5) commitments were a result of violation or revocation of probation.
- \*\*\*\*\* Two (2) commitments were a result of violation or revocation of probation.
- \* Three (3) commitments were a result of aftercare probation.

**ADJUDICATED DELINQUENTS COMMITTED  
TO YOUTH SERVICES CENTERS  
BY CATEGORY OF OFFENSE AND SEVERITY  
FY2009**

Offense Category	Sex	Felony							Misdemeanor					Total Offenses
		Y	A	B	C	D	U	Total	A	B	C	U	Total	
Person	Male	39	2	44	6	52	0	143	56	4	1	1	62	205
	Female	1	0	3	0	16	0	20	19	2	0	0	21	41
	Total	40	2	47	6	68	0	163	75	6	1	1	83	246
Property	Male	1	1	96	68	24	0	190	57	5	1	0	63	253
	Female	0	0	3	9	1	0	13	17	1	0	0	18	31
	Total	1	1	99	77	25	0	203	74	6	1	0	81	284
Public Order	Male	0	0	0	1	17	0	18	11	0	19	0	30	48
	Female	0	0	0	0	5	1	6	1	0	10	0	11	17
	Total	0	0	0	1	22	1	24	12	0	29	0	41	65
Drug Law Violation	Male	5	0	2	6	4	0	17	10	0	0	0	10	27
	Female	0	0	0	0	0	0	0	1	0	0	0	1	1
	Total	5	0	2	6	4	0	17	11	0	0	0	11	28
Other	Male	0	0	0	0	1	0	1	6	3	0	2	11	12
	Female	0	0	0	1	0	0	1	0	0	0	0	0	1
	Total	0	0	0	1	1	0	2	6	3	0	2	11	13
Totals	Male	45	3	142	81	98	0	369	140	12	21	3	176	545
	Female	1	0	6	10	22	1	40	38	3	10	0	51	91
	Total	46	3	148	91	120	1	409	178	15	31	3	227	636

The severity of the offense ranges from Felony classification Y being the most serious to Misdemeanor classification U being the least serious.

**PRIMARY OFFENSES OF ADJUDICATED DELINQUENTS  
COMMITTED TO YOUTH SERVICES CENTERS  
OFFENSE AGAINST PERSON  
SFY 2005 - 2009**

Offense Classification	Offense Grade	Offense Title	SFY 2005	SFY 2006	SFY 2007	SFY 2008	SFY 2009
<b>Felony</b>	A	Attempted Aggravated Robbery	0	0	0	3	0
	A	Attempted Capital Murder	0	0	0	1	0
	A	Battery, Second Degree	0	0	0	0	0
	A	Criminal Attempt	0	1	3	4	1
	A	Sexual Abuse	0	0	0	0	0
	A	Sexual Assault, First Degree	1	1	0	1	1
B		Abuse of Adults	0	0	1	0	0
B		Battery, First Degree	7	1	2	2	6
B		Carnal Abuse, First Degree	1	0	0	0	0
B		Criminal Conspiracy	0	0	0	0	5
B		Domestic Battery	0	1	1	1	0
B		Hindering Apprehension	2	1	0	0	0
B		Murder, Second Degree	0	0	0	0	1
B		Robbery	8	15	12	8	16
B		Sexual Abuse, Second Degree	1	0	0	0	0
B		Sexual Assault, Second Degree	12	10	15	21	16
B		Terroristic Act	2	1	0	5	3
C		Domestic Battery, Second Degree	2	1	2	1	0
C		Engage Child in Sex Explot - 1st Off	1	0	0	0	0
C		False Imprisonment, First Degree	0	0	0	1	0
C		Furnishing Prohibited Articles	0	1	0	0	0
C		Incest	0	0	0	0	0
C		Intimidating a Witness	0	0	0	0	1
C		Negligent Homicide	0	0	1	0	0
C		Sexual Abuse	0	0	0	0	0
C		Sexual Abuse, First Degree	2	0	0	0	0
C		Sexual Assault, Third Degree	0	1	2	1	4
C		Stalking, Second Degree	1	0	0	0	0
C		Trans/Dstrbtn Mat Depct Child, First Offense	0	0	0	0	1
D		Aggravated Assault	13	12	13	7	12
D		Aggravated Assault on Family of Household Member	4	1	2	2	5
D		Battering, Domestic - 2nd Degree	0	0	0	2	1
D		Battering, Domestic - 3rd Degree	0	0	2	2	2
D		Battery, Second Degree	13	22	14	25	23
D		Child Sex Offender Fail to Register	0	0	0	0	1
D		Communicating False Alarm	0	3	2	2	0
D		Death Threat - School Employee or Student	0	1	0	0	0
D		Domestic Battery, Second Degree	0	0	0	0	0
D		Domestic Battery, Third Degree	0	0	0	0	0
D		Failure to Stop After Accident W/Injury or Death	0	1	0	1	0
D		Sexual Assault - 4th Degree	0	0	0	3	0
D		Sexual Solicitation of a Child	1	2	1	0	0
D		Terroristic Threatening, First Degree	14	23	18	15	24
Y		Aggravated Robbery	9	12	15	14	14
Y		Capital Murder	0	0	0	0	0
Y		Kidnapping	0	0	0	0	2
Y		Murder, First Degree	0	0	0	1	1
Y		Rape	19	17	14	17	23
<b>Total Felony Offenses</b>			<b>113</b>	<b>128</b>	<b>120</b>	<b>140</b>	<b>163</b>



**PRIMARY OFFENSES OF ADJUDICATED DELINQUENTS  
COMMITTED TO YOUTH SERVICES CENTERS  
OFFENSE AGAINST PERSON  
SFY 2005 - 2009**

Offense Classification	Offense Grade	Offense Title	SFY 2005	SFY 2006	SFY 2007	SFY 2008	SFY 2009
<b>Misdemeanor</b>	A	Assault, First Degree	2	5	4	4	6
	A	Assault Family or Household Member, First Degree	0	1	1	1	2
	A	Battery, Second Degree	0	0	0	0	0
	A	Battery, Third Degree	31	33	34	33	45
	A	Battery, Fourth Degree	0	0	0	0	0
	A	Communicating False Alarm	0	0	0	0	0
	A	Domestic Battery	0	0	0	0	0
	A	Domestic Battery, Third Degree	16	20	13	10	5
	A	Endangering Welfare of a Minor, Second Degree	1	0	0	1	2
	A	Negligent Homicide	0	0	1	0	0
	A	Sexual Abuse, Second Degree	0	0	1	0	0
	A	Sexual Assault, Fourth Degree	0	1	0	0	0
	A	Sexual Solicitation - Indecency of a Child	0	0	0	0	1
	A	Terroristic Threatening	0	0	0	0	0
	A	Terroristic Threatening, Second Degree	10	12	13	19	14
	B	Assault Family of Household Member, Second Degree	0	0	3	0	1
	B	Assault, Second Degree	2	6	3	0	3
	B	Sexual Misconduct	0	0	0	0	0
	B	Terroristic Threatening, Second Degree	1	0	1	0	2
	C	Assault, Third Degree	4	4	4	5	0
	C	Assault Family or Household Member, Third Degree	3	1	7	0	1
	C	Domestic Assault, Third Degree	0	0	0	0	0
	C	Domestic Battery	0	0	0	0	0
U	Insult or Abuse of a Teacher	0	1	1	0	1	
U	Unlawful Distribution of Prescription Drugs	0	0	0	0	0	
U	Using Abusive Language to School Bus Driver	1	0	0	0	0	
<b>Total Misdemeanor Offenses</b>			<b>71</b>	<b>84</b>	<b>86</b>	<b>73</b>	<b>83</b>
<b>Total Commitments for Offense Against Person</b>			<b>184</b>	<b>212</b>	<b>206</b>	<b>213</b>	<b>246</b>

**PRIMARY OFFENSES OF ADJUDICATED DELINQUENTS  
COMMITTED TO YOUTH SERVICES CENTERS  
OFFENSE AGAINST PROPERTY  
SFY 2005 - 2009**

Offense Classification	Offense Grade	SFY 2005	SFY 2006	SFY 2007	SFY 2008	SFY 2009
<b>Felony</b>	A Arson	0	0	0	2	1
	A Criminal Attempt	0	0	0	0	0
	B Arson	1	2	0	1	0
	B Burglary	38	7	6	8	7
	B Criminal Attempt	1	0	1	2	2
	B Forgery, First Degree	0	0	0	1	0
	B Residential Burglary	0	36	37	49	62
	B Robbery	0	0	0	0	0
	B Theft of Services	0	0	0	0	0
	B Theft of Property	28	24	22	19	26
	B Theft by Receiving	11	5	7	3	2
	C Arson	0	0	1	1	0
	C Burglary	0	0	0	0	0
	C Commercial Burglary	14	12	17	16	11
	C Criminal Attempt	0	2	4	3	3
	C Criminal Mischief	0	0	0	0	0
	C Criminal Mischief, First Degree	9	13	15	12	16
	C Defacing Objects of Public Interest>\$250	0	0	0	0	0
	C Forgery	0	0	0	0	0
	C Forgery, Second Degree	6	5	6	3	3
	C Fraudulent Use of a Credit Card	0	0	0	1	3
	C Impairing the Operation of a Vital Public Facility	0	0	0	0	0
	C Theft of Property	36	34	33	37	33
	C Theft of Services	1	0	0	1	0
	C Theft by Receiving	4	14	7	10	8
	D Arson	0	0	1	1	0
	D Breaking or Entering	26	19	27	24	22
	D Burglary	0	0	0	0	0
	D Commercial Burglary	0	0	0	0	0
	D Conspiracy to Commit Commercial Burglary	0	0	0	0	0
	D Criminal Attempt	0	2	2	1	0
	D Criminal Attempt, Commercial Burglary	0	0	0	0	0
	D Criminal Attempt, Burglary	0	0	0	0	0
	D Criminal Mischief	1	1	1	3	2
	D Reckless Burning	0	1	0	1	0
	D Theft by Receiving	0	0	0	0	0
	D Theft of Property	1	2	4	0	1
	Y Arson \$100,000 or more	1	1	0	1	0
	Y Aggravated Residential Burglary	0	0	0	0	1
<b>Total Felony Offenses</b>		<b>178</b>	<b>180</b>	<b>191</b>	<b>200</b>	<b>203</b>

**PRIMARY OFFENSES OF ADJUDICATED DELINQUENTS  
COMMITTED TO YOUTH SERVICES CENTERS  
OFFENSE AGAINST PROPERTY  
SFY 2005 - 2009**

Offense Classification	Offense Grade	Offense Title	SFY 2005	SFY 2006	SFY 2007	SFY 2008	SFY 2009	
<b>Misdemeanor</b>	A	Amount of Theft	0	1	0	0	0	
	A	Arson less than \$500	0	0	2	0	0	
	A	Criminal Attempt	1	1	2	0	1	
	A	Criminal Impersonation	0	0	0	0	0	
	A	Criminal Mischief, First Degree	7	7	7	8	12	
	A	Criminal Mischief, Second Degree	2	2	3	4	8	
	A	Defacing Public Building	0	0	0	0	0	
	A	Fraudulent Use of a Credit Card	0	0	0	0	0	
	A	Shoplifting	3	2	3	1	2	
	A	Theft by Receiving	4	9	8	1	6	
	A	Theft of Motor Fuel	0	0	1	0	0	
	A	Theft of Property	48	40	39	18	39	
	A	Theft of Services	0	1	0	0	0	
	A	Unauthorized Use of a Vehicle	7	12	4	9	6	
		B	Criminal Mischief, Second Degree	2	5	1	2	3
		B	Criminal Mischief	0	0	0	0	0
		B	Criminal Trespass	7	10	7	2	3
		C	Criminal Mischief	0	0	0	0	0
		C	Criminal Trespass (Non-Occupied Structure or Vehicle)	0	0	0	0	0
		C	Criminal Trespass	1	3	1	1	1
	C	Theft by Receiving	0	0	0	0	0	
	U	Shoplifting	1	0	2	0	0	
<b>Total Misdemeanor Offenses</b>			<b>83</b>	<b>93</b>	<b>80</b>	<b>46</b>	<b>81</b>	
<b>Total Commitments for Offense Against Property</b>			<b>261</b>	<b>273</b>	<b>271</b>	<b>246</b>	<b>284</b>	

**PRIMARY OFFENSES OF ADJUDICATED DELINQUENTS  
COMMITTED TO YOUTH SERVICES CENTERS  
OFFENSE AGAINST PUBLIC ORDER  
SFY 2005 - 2009**

Offense Classification	Offense Grade	Offense Title	SFY 2005	SFY 2006	SFY 2007	SFY 2008	SFY 2009
<b>Felony</b>	B	Unlawful Discharge of Firearm Veh, Second Degree	0	0	0	1	0
	C	Escape, First Degree	0	2	2	0	0
	C	Failure to Appear	2	1	0	1	1
	C	Fleeing	3	1	1	1	0
	C	Hindering Apprehension	0	0	0	0	0
	C	Intimidating a Witness	0	0	0	0	0
	D	Absconding	8	7	3	2	12
	D	Escape, Second Degree	2	6	4	0	0
	D	Fleeing	1	2	1	1	2
	D	Handgun Minor in Possession, Second Offense	0	3	1	1	4
	D	Handgun Poss Campus Inst Higher Education	0	1	1	0	1
	D	Handgun Poss Pub School Property/Bus	0	1	0	0	3
	D	Inciting a Riot	1	0	5	0	0
	D	Indecent Exposure	0	0	0	0	0
	D	Threatening to Cause a Catastrophe	0	0	0	0	0
	U	Engage In Continuous Crime Gang, Second Degree	0	0	0	0	0
	U	Unlawful Burning	0	0	0	0	1
	Y	Simult Poss of Drugs and Firearms	0	0	1	2	0
<b>Total Felony Offenses</b>			<b>17</b>	<b>24</b>	<b>19</b>	<b>9</b>	<b>24</b>
<b>Misdemeanor</b>	A	Disorderly Conduct	0	0	0	0	0
	A	Escape	0	0	0	0	0
	A	Escape, Third Degree	1	3	2	3	0
	A	Failure to Appear	4	2	1	0	0
	A	Fleeing	2	3	2	3	1
	A	Handgun Minor in Possession, First Offense	1	5	6	2	4
	A	Harassing Communications	0	0	0	0	1
	A	Harassment	0	1	3	2	0
	A	Hindering Apprehension	0	0	0	0	0
	A	Indecent Exposure	1	1	3	2	0
	A	Minor in Possession of Handgun	0	0	0	0	0
	A	Obstructing Governmental Operations	1	4	4	3	1
	A	Public Intoxication	0	0	0	0	0
	A	Public Sexual Indecency	2	2	3	2	2
	A	Refusal to Submit to Arrest	0	0	0	0	0
	A	Resisting Arrest	4	5	3	7	3
	B	Fail to Report Suspected Abuse of Adults	0	0	0	0	0
	B	Fleeing	1	0	2	1	0
	B	Prostitution, First Offense	0	0	0	2	0
	C	Battery, Third Degree	0	0	0	0	0
	C	Disorderly Conduct	15	35	25	28	22
	C	Fleeing	1	3	2	3	0
	C	Obstructing Governmental Operations	4	5	2	3	4
	C	Obstructing Hwy or Other Public Place	4	5	2	1	0
	C	Public Intoxication	6	1	3	2	3
	U	Contempt of Court	1	1	1	1	0
	U	No Driver's License	0	0	0	0	0
<b>Total Misdemeanor Offenses</b>			<b>48</b>	<b>76</b>	<b>64</b>	<b>65</b>	<b>41</b>
<b>Total Commitments for Offense Against Public Order</b>			<b>65</b>	<b>100</b>	<b>83</b>	<b>74</b>	<b>65</b>

**PRIMARY OFFENSES OF ADJUDICATED DELINQUENTS  
COMMITTED TO YOUTH SERVICES CENTERS  
DRUG LAW VIOLATIONS  
SFY 2005 - 2009**

Offense Classification	Offense Grade	Offense Title	SFY 2005	SFY 2006	SFY 2007	SFY 2008	SFY 2009
<b>Felony</b>	A	Conspiracy to Manufacture Controlled Substance	0	0	0	0	0
	A	Delivery of Controlled Substance	0	0	0	0	0
	B	Deliver Drug Paraphernalia to anyone < 18	0	0	0	0	0
	B	Intro Cont-Sub into Another's Body I-III	0	0	0	1	0
	B	Maintain Drug Premises Near Drug Free Zone	0	0	1	0	0
	B	Manf Etc Controlled Substance, Sch I, II, III	0	5	0	0	1
	B	Possession of a Counterfeit Substance (Intent to Deliver)	0	0	0	0	0
	B	Possession, Etc Counterfeit Subt with Intent SCH I, II	0	0	1	1	1
	C	Delivery of a Controlled Substance	0	0	0	0	0
	C	Delivery, Possession, Manufacture, Etc. Drug Paraphernalia	3	1	1	1	1
	C	Intro Cont-Sub into Another's Body IV-VI	0	0	0	0	1
	C	Manufacture, Delivery, Possession Marijuana < 10 pounds	0	0	1	0	1
	C	Manufacture, Etc. Controlled Substance, Sch IV, V	1	1	4	1	0
	C	Possession Ctrl/Cnft Sub w/o Prescription, Third Offense	4	4	5	8	1
	C	Possession of a Counterfeit Substance (Intent to Deliver)	3	2	0	0	0
	C	Possession of Controlled Substance	1	0	0	0	0
	C	Possession of Controlled Substance Sch I, II	0	3	6	6	2
	C	Possession of Drug Paraphernalia	0	0	0	0	0
	C	Possession of Marijuana <10 lbs	0	0	0	1	0
	C	Possession of Marijuana > = 10 < 100 lbs	0	1	0	1	0
	C	Possession, Etc Counterfeit Subt with Intent SCH I-V	0	0	4	1	0
	D	Poss of Ctrl/Counterfeit Subs w/o Presc, Second Offense	2	3	0	5	4
	D	Possession of Controlled Substance (Intent to Deliver)	0	1	0	0	0
	D	Poss, Etc Cntrft Sub W-Intent Unclass Sch	0	0	0	1	0
	D	Non-Controlled Substance Rep as Class Ctrl Substance	0	0	1	0	0
	U	Unlawful Sale Delv Depressants Stimulants	0	0	0	0	0
	Y	Manufactured Etc Controlled Substance ≥\$400<28gms	0	1	0	0	1
	Y	Manuf Etc Controlled Substance Sch 1, 11 ≥28<200g	2	0	0	0	1
	Y	Manuf Etc Controlled Substance Sch 1, 11	3	0	1	0	3
	Y	Possession of Cocaine	0	0	0	0	0
Y	Possession of Cocaine With Intent to Deliver	0	0	0	0	0	
Y	Possession of Controlled Substance (Intent to Deliver)	0	0	0	0	0	
Y	Manuf, Del, Possession Controlled Subs Sch 1, 11 <28	0	0	0	1	0	
Y	Simultaneous Possession of Drugs & Firearms	0	0	0	0	0	
<b>Total Felony Offenses</b>			<b>19</b>	<b>22</b>	<b>25</b>	<b>28</b>	<b>17</b>
<b>Misdemeanor</b>	A	Delv, Poss, Manu, Etc. Drug Paraphernalia/Ctrfet Ctrl Sub	0	4	5	0	0
	A	Possession of a Controlled Substance on School Property	0	0	0	0	0
	A	Poss of a Ctrl/Counterfeit Subs w/o Presc, First Offense	28	27	18	19	9
	A	Possession of a Counterfeit Substance	0	0	0	0	0
	A	Possession of Drug Paraphernalia	1	0	0	0	0
	A	Possession of Marijuana	0	0	0	0	2
	U	Possession of Drug Paraphernalia	0	0	1	0	0
<b>Total Misdemeanor Offenses</b>			<b>29</b>	<b>31</b>	<b>24</b>	<b>19</b>	<b>11</b>
<b>Total Commitments for Drug Law Violation</b>			<b>48</b>	<b>53</b>	<b>49</b>	<b>47</b>	<b>28</b>

**PRIMARY OFFENSES OF ADJUDICATED DELINQUENTS  
COMMITTED TO YOUTH SERVICES CENTERS  
OTHER OFFENSES  
SFY 2005 - 2009**

Offense Classification	Offense Grade	Offense Title	SFY 2005	SFY 2006	SFY 2007	SFY 2008	SFY 2009
<b>Felony</b>	B	Arson	0	0	0	0	0
	B	Criminal Possession of Explosives	0	0	0	0	0
	B	Criminal Use of a Prohibited Weapon	1	0	0	0	0
	B	Furnishing a Deadly Weapon to a Minor (Gun)	0	0	0	0	0
	B	Residential Burglary	0	0	0	0	0
	B	Unlawful Discharge of Firearm	0	0	0	0	0
	C	Criminal Mischief	0	0	0	0	0
	C	Failure to Appear	0	0	0	0	0
	C	Interfering with Law Enforcement Officer	0	0	2	0	1
	D	Absconding	0	0	0	0	0
	D	Abuse of a Corpse	0	0	0	0	0
	D	Carrying a Weapon on School Property	0	0	0	0	0
	D	Criminal Use of a Prohibited Firearm	0	0	0	0	0
	D	Criminal Use of a Prohibited Weapon	0	0	0	0	0
	D	Criminal Use of a Prohibited Weapon, Second Degree	0	0	0	0	0
	D	Defacing a Firearm	0	0	0	1	0
	D	Escape, Second Degree	0	0	0	0	0
	D	Filing False Report of Criminal Wrong Doing	0	0	0	0	0
	D	Minor in Possession of Handgun	0	0	0	0	0
	D	Possession of Defaced Firearm	0	0	0	0	0
	D	Possession of a Fireman by Certain Persons	0	0	0	1	1
	D	Threatening a Fire or Bombing	0	0	1	0	0
	U	Engaging in Violent Criminal Group Activity	0	0	1	0	0
<b>Total Felony Offenses</b>			<b>1</b>	<b>0</b>	<b>4</b>	<b>2</b>	<b>2</b>

**PRIMARY OFFENSES OF ADJUDICATED DELINQUENTS  
COMMITTED TO YOUTH SERVICES CENTERS  
OTHER OFFENSES  
SFY 2005 - 2009**

Offense Classification	Offense Grade	Offense Title	SFY 2005	SFY 2006	SFY 2007	SFY 2008	SFY 2009	
<b>Misdemeanor</b>	A	Attempt to Influence Public Servant	0	0	0	1	0	
	A	Carrying Certain Prohibited Weapons	5	1	1	3	3	
	A	Communicating a False Alarm	0	0	0	0	0	
	A	Conspiracy to Commit Escape, Second Degree	0	0	0	0	0	
	A	Criminal Impersonation	0	0	0	0	1	
	A	Cruelty to Animals	1	0	0	0	0	
	A	Escape, Third Degree	0	0	0	0	0	
	A	Failure to Appear	0	0	0	0	0	
	A	Filing False Rept of Crim Wrong Doing	1	0	0	0	1	
	A	Harassing Communications	0	0	0	0	0	
	A	Minor in Possession of a Handgun	0	0	0	0	0	
	A	Obstructing Governmental Operations	0	0	0	0	0	
	A	Possession of a Firearm by Certain Persons	1	0	0	0	0	
	A	Possession of a Instrument of Crime	2	5	3	1	1	
	A	Shoplifting	0	0	0	0	0	
	A	Threatening a Fire or Bombing	1	0	0	0	0	
		B	Criminal Solicitation	0	0	0	0	1
		B	Refusal to Submit to Arrest	2	1	0	1	2
		C	Criminal Trespass	0	0	0	0	0
		C	Disorderly Conduct	0	0	0	0	0
		C	Failure to Appear	0	0	0	0	0
		C	Possession of Paging Device at School	0	0	0	0	0
		U	Carrying a Knife	0	0	0	0	0
		U	Contempt of Court	0	0	0	0	0
		U	Criminal Contempt	5	5	4	3	1
		U	Purchase/Poss Intox Liquor by Minor	0	1	0	2	0
		U	Minor in Possession of Alcohol	0	0	0	0	0
	U	Revocation of Probation	2	0	0	1	0	
	U	Smoking on School Property	0	0	0	0	1	
	U	Aftercare Violation	0	0	3	4	0	
<b>Total Misdemeanor Offenses</b>			<b>20</b>	<b>13</b>	<b>11</b>	<b>16</b>	<b>11</b>	
<b>Total Commitments for Other Offenses</b>			<b>21</b>	<b>13</b>	<b>15</b>	<b>18</b>	<b>13</b>	

**NUMBER OF ADJUDICATED DELINQUENTS  
RECOMMITTED TO YOUTH SERVICES CENTERS  
SFY 2005 - 2009**

SFY	Sex	Total Commitments	Number of Prior Commitments								N/A	
			0	1	2	3	4	5	6	7+		
2005	Male	476	429	42	5	0	0	0	0	0	0	0
	Female	99	96	2	1	0	0	0	0	0	0	0
	Total	575	525	44	6	0	0	0	0	0	0	0

Recommitment Rate = 8.69%

Note: Based on commitment orders for new cases only.

2006	Male	519	417	69	19	11	3	0	0	0	0
	Female	128	100	18	4	4	2	0	0	0	0
	Total	647	517	87	23	15	5	0	0	0	0

Recommitment Rate = 20%

Note: Based on all new commitment orders regardless of case.

2007	Male	503	393	82	21	6	1	0	0	0	0
	Female	119	92	20	6	0	1	0	0	0	0
	Total	622	485	102	27	6	2	0	0	0	0

Recommitment Rate = 22%

Note: Based on all new commitment orders regardless of case.

2008	Male	502	380	94	21	6	1	0	0	0	0
	Female	96	63	25	6	2	0	0	0	0	0
	Total	598	443	119	27	8	1	0	0	0	0

Recommitment Rate = 26%

Note: Based on all new commitment orders regardless of case.

2009	Male	545	423	94	24	3	1	0	0	0	0
	Female	91	66	16	5	4	0	0	0	0	0
	Total	636	489	110	29	7	1	0	0	0	0

Recommitment Rate = 23%

Note: Based on all new commitment orders regardless of case.

Source: Division of Youth Services



## NUMBER OF JUVENILES REFERRED TO SPECIALTY PROVIDER FACILITIES

Facility	Number of Placements		
	Male	Female	Total
Arkansas State Hospital	15	0	15
Consolidated Youth Services - CYS/ASAP	4	0	4
Millcreek of Arkansas	2	2	4
Piney Ridge	15	1	16
Rivendell Behavioral Health Services	66	38	104
South Arkansas Youth Services, Inc.	31	0	31
South Arkansas Youth Services, Inc. for Girls	0	38	38
Vera Lloyd	24	27	51
Youth Bridge, Inc. (YB/SAT)	47	0	47
Youth Bridge Inc. (YBTH)	34	0	34
Youth Home, Inc.	3	0	3
<b>Total</b>	<b>241</b>	<b>106</b>	<b>347</b>

### Average Length-of-Stay of Adjudicated Delinquents\*

A. Juvenile Correctional Facilities	125 days
B. Juvenile Treatment Centers	197 days
C. Specialized Placements	158 days
D. Juvenile Detention Centers	24 days

\*Represents the length of time at the listed location and not the length of time since commitment to DYS.

### Number of Adjudicated Delinquents Admitted to Serious Offender Programs

Serious Offender Program	Number of Admissions	
	Male	Female
Alexander Juvenile Correctional Facility (JUMP)	452	86
Colt Juvenile Treatment Center	49	0
Dermott Juvenile Correctional Facility (18-21)	46	0
Dermott Juvenile Treatment Center	73	0
Harrisburg Juvenile Treatment Center	70	0
Lewisville Juvenile Treatment Center	79	0
Mansfield Juvenile Treatment Center	67	0
Mansfield Juvenile Treatment Center for Girls	0	52
<b>Total</b>	<b>836</b>	<b>138</b>

## COMMUNITY-BASED YOUTH SERVICES PROGRAMS

The Community-based program network consists of 13 privately-operated non-profit

### COMMUNITY-BASED PROGRAM INTAKES BY PROVIDER BY GENDER

Provider	Males	Females	Total
Comprehensive Juvenile Services	420	148	568
Consolidated Youth Services	405	272	677
Conway County Community Services	714	416	1,130
Counseling Clinic	930	819	1,749
East Arkansas Youth Services, Inc.	112	41	153
Health Resources of Arkansas, Inc.	381	171	552
Ouachita Children's Center, Inc.	121	93	214
Phoenix Youth and Family Services	209	90	299
Professional Counseling Associates	97	62	159
South Arkansas Youth Services	224	118	342
Southwest AR Counseling and Mental Health Center	282	134	416
United Family Services, Inc.	1,105	651	1,756
Youth Bridge, Inc.	529	250	779
<b>TOTAL</b>	<b>5,529</b>	<b>3,265</b>	<b>8,794</b>

## COMMUNITY-BASED INTAKES BY AGE

Program	AGE							Total Intakes
	12 & Younger	13	14	15	16	17	18 & Older	
Comprehensive Juvenile Services	43	59	102	106	131	118	9	568
Consolidated Youth Services	44	56	89	139	165	173	11	677
Conway County Community Services	120	95	143	182	269	254	67	1,130
Counseling Clinic	173	135	260	289	423	437	32	1,749
East Arkansas Youth Services, Inc.	7	12	19	26	49	39	1	153
Health Resources of Arkansas, Inc.	47	51	93	103	141	113	4	552
Ouachita Children's Center	13	19	32	46	48	54	2	214
Phoenix Youth and Family Services	19	25	43	63	70	68	11	299
Professional Counseling Associates	14	13	30	24	36	41	1	159
South Arkansas Youth Services	14	24	48	71	116	63	6	342
Southwest AR Counseling and Mental Health Center	39	38	59	74	98	94	14	416
United Family Services	172	133	233	320	455	389	54	1,756
Youth Bridge, Inc.	36	50	90	148	239	203	13	779
<b>TOTAL</b>	<b>741</b>	<b>710</b>	<b>1,241</b>	<b>1,591</b>	<b>2,240</b>	<b>2,046</b>	<b>225</b>	<b>8,794</b>

**ARKANSAS DHHS STATISTICAL REPORT  
INTERSTATE COMPACT ON JUVENILES  
SFY 2009**

The Interstate Compact on Juveniles (ICJ) was designed primarily for cases involving out-of-state runaways,

Requests for Home Evaluation/Supervision Sent by Arkansas to Other States	<b>111</b>
Probation Referrals	94
Parole Referrals	17
Requests for Home Evaluation/Supervision Received by Arkansas from Other States	<b>108</b>
Probation Referrals	89
Parole Referrals	19
Number of Runaways Returned (Non-Delinquent Youth)	<b>74</b>
Number of Escapees (Youth Committed to Facility)	<b>0</b>
Number of Absconders (Youth on Probation or Parole)	<b>25</b>