

DIVISION OF

YOUTH

SERVICES

**ARKANSAS DHS STATISTICAL REPORT
DIVISION OF YOUTH SERVICES
INTRODUCTION
SFY 2008**

Mission

The Division of Youth Services (DYS) provides in a manner consistent with public safety, a system of high quality programs to address the needs of the juveniles who come in contact with, or are at risk of coming into contact with the juvenile justice system. To accomplish this mission DHS will:

1. Provide safe, secure, and effective individual treatment for juveniles to enhance integration back into society with the life skills that promote a crime-free productive life style.
2. Provide a forum for coordination, collaboration, and improvement of the juvenile justice system continuum.
3. Provide effective community-based early intervention, prevention, diversion and community reentry programs.

Historic Overview of DHS

Act 199 of 1905 established the first reform schools in Arkansas in Little Rock and Alexander, respectively.

Act 67 of 1917, the Arkansas Boys' Reform School was relocated to Pine Bluff.

Act 60 of 1937 established two additional "training" schools at Wrightsville and Fargo.

In 1968, the Department for Rehabilitative Services was assigned responsibility to administer "training" schools. The Benton Services Center was opened and controlled the diagnosis and intake responsibilities regarding the youth committed to state custody.

In 1971, Act 38 established the Department of Social and Rehabilitative Services (SRS), a fore-runner to the current Department of Human Services. The Office of Juvenile Services was placed under the direction of the Director of SRS. In 1977, the Division of Youth Services was formally created as a division within the present Department of Human Services (DHS).

In 1985, Act 348 merged the Division of Youth Services with the Division of Children and Family Services until Act 1296 of 1993 reestablished DHS as an independent division [within DHS]. The Division of Youth Services (DYS) was authorized by Act 1296 to be "devoted entirely to handling the problems of youths involved in the juvenile justice system." DHS became operational in October 1993 and is responsible for client-specific programming and individual treatment programs, serious offender programs for violent youth offenders, providing alternative community-based programming, and other services specified directly by Act 1296.

**ARKANSAS DHS STATISTICAL REPORT
DIVISION OF YOUTH SERVICES
SFY 2008**

In SFY 2008, the Division of Youth Services contracted with Community Based Providers (CBP) for the following services: Targeted Casework Management, Therapy, Diagnosis and Evaluation, Intensive Casework Management, Interstate Compact, Emergency Shelter and Residential Treatment. In addition, the Community Based Providers provided sanction services that included Community Service Supervision, Intensive Supervision and Tracking, Compliance Monitoring, Drug Screening, Day Services Level I, Day Services Level II, and Crisis Residential Treatment. Funding for community/based services was allocated to each judicial district, with one contractor servicing each district. The providers in each district conducted a needs survey in order to provide the services most beneficial to the youth in their individual areas. Aftercare services were provided in accordance with ACT 1222, with quarterly reports submitted to the Legislative Committee on Children and Youth.

The Division also contracts for Specialized Services including: Therapeutic Group Home Services, Comprehensive Residential Treatment Services in Psychiatric facilities, Sex Offender Treatment Services, Socialization/Recreation Services, Therapeutic Foster Care, Diagnosis and Evaluation and Therapy. Six Serious Offender Programs, four with 30 beds, one with 26, and one with 27 beds, have contracts with DYS.

The Residential Facilities programs had direct expenses in the amount of \$21,206,435. The Community Based programs had direct expenses in the amount of \$16,655,763. The Residential Treatment programs had direct expenses in the amount of \$4,392,354. Total funding was \$42,254,552.

Community Based Programs and Services Providers

Comprehensive Juvenile Services - Fort Smith
Consolidated Youth Services - Jonesboro
Conway County Community Services, Inc. - Morrilton
Counseling Clinic - Benton
East Arkansas Youth Services, Inc. - Marion
Health Resources of Arkansas, Inc. - Batesville
Ouachita Children's Center - Hot Springs
Phoenix Youth and Family Services - Crossett
Professional Counseling Associates - Lonoke
South Arkansas Youth Services, Inc. - Magnolia
Southwest Arkansas Counseling & Mental Health Center - Texarkana
United Family Services, Inc. - Pine Bluff
Youth Bridge, Inc. - Fayetteville

Specialized Services Contractors

Arkansas State Hospital Unit, ASH - Little Rock
Centers for Youth and Families - Little Rock
Consolidated Youth Services - Jonesboro
Living Hope Southwest Medical Services - Texarkana
Habilitation Services, Inc., dba Millcreek of Arkansas - Fordyce
Piney Ridge - Fayetteville
Rivendell Behavior Health Services - Benton
South Arkansas Youth Services, Inc. - Magnolia
Vera Lloyd - Little Rock
Youth Bridge Therapeutic Group Home - Fayetteville
Youth Bridge Substance Abuse Treatment - Fayetteville
Youth Home - Little Rock

Substance Abuse Treatment Contractors

All contractors are responsible for providing substance abuse treatment pursuant to their contract.

**ARKANSAS DHS STATISTICAL REPORT
DIVISION OF YOUTH SERVICES
SFY 2008**

Serious Offender Programs

Alexander Juvenile Correctional Facility (JUMP)
Colt Juvenile Treatment Center
Harrisburg Juvenile Treatment Center
Mansfield Juvenile Treatment Center
Mansfield Juvenile Treatment Center for Girls
Dermott Juvenile Treatment Center
Dermott Juvenile Correctional Facility
Lewisville Juvenile Treatment Center

Juvenile Justice and Delinquency Prevention (JJDP)

The Arkansas Coalition for Juvenile Justice (ACJJ), which is appointed by the governor, participates in the development and review of the State Plan prior to implementation and is afforded the opportunity to review and submit recommendations to the DYS Director on all juvenile justice and delinquency grant applications. In SFY 2008, the primary goal of the ACJJ and DYS was disproportionate minority contact, as well as, the removal of juveniles from adult jails and lockups assuring that those who needed detention were held in appropriate facilities. To accomplish this, the ACJJ recommended and the Division of Youth Services approved Title II Funds to fourteen agencies/organizations.

Of the fourteen subgrants, three subgrants offer Gender Specific Services. Four subgrants offer Disproportionate Minority Contact Services (DMC) with the goal of reducing over representation of minority youth along the entire continuum of the juvenile justice system. Three subgrants provide alternatives to the De-institutionalization of Status Offenders. One subgrant is Mental Health aimed at addressing mental health issues of juvenile. One subgrant is for System Improvement. One subgrant is for Delinquency Prevention. One subgrant is for School Programs.

JJDP Title II Formula Grants

Subgrantee	County	Type of Service	# Of Clients Served	Counties Served	Subgrant Period
Scotty Scholl Communications	Statewide	Information Services	N/A	Statewide	07/01/07 - 06/30/08
Magnolia Public School	Columbia	School Program	32	Columbia	07/01/07 - 06/30/08
United Family	Jefferson	DMC	11	Jefferson	07/01/07 - 06/30/08
Baxter County Juvenile Services	Baxter	DSO	69	Baxter, Marion	07/01/07 - 06/30/08
TOPPS	Jefferson	GS	46	Jefferson	07/01/07 - 06/30/08
East Arkansas Youth Services	Crittenden	DMC	139	Crittenden, St. Francis & Phillips	07/01/07 - 06/30/08
Youth Home, Inc.	Pulaski	GS	10	Pulaski	07/01/07 - 06/30/08
Phoenix Youth & Families	Ashley	DMC	83	Ashley, Drew, Desha, Bradley & Chicot	07/01/07 - 06/30/08
Pulaski County Juvenile Services	Pulaski	DMC	43	Pulaski	07/01/07 - 06/30/08
Pulaski County (6th Judicial District)	Pulaski	DSO	20	Pulaski	07/01/07 - 06/30/08
Holman Community Development Corp.	Arkansas	DP	155	Arkansas	07/01/07 - 06/30/08
Garland County Juvenile Detention	Garland	MH	48	Garland	07/01/07 - 06/30/08
Jefferson County Truancy Program	Jefferson	DSO	292	Jefferson	07/01/07 - 06/30/08
Simone's Home, Inc.	Pulaski	GS	55	Pulaski	07/01/07 - 06/30/08

JJDP Title V Formula Grants

There were no Title V Grants issued this State Fiscal Year.

**ARKANSAS DHS STATISTICAL REPORT
 COMMITMENTS TO YOUTH SERVICES CENTERS*
 SFY 2008**



Total Number of Commitments: **598**

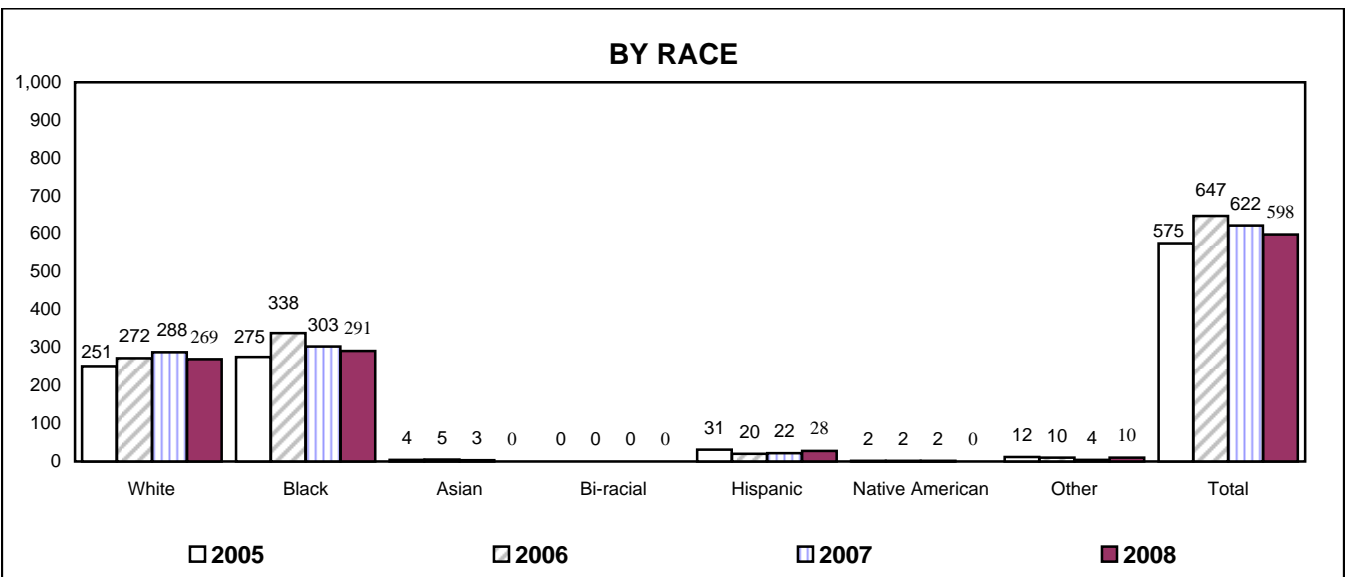
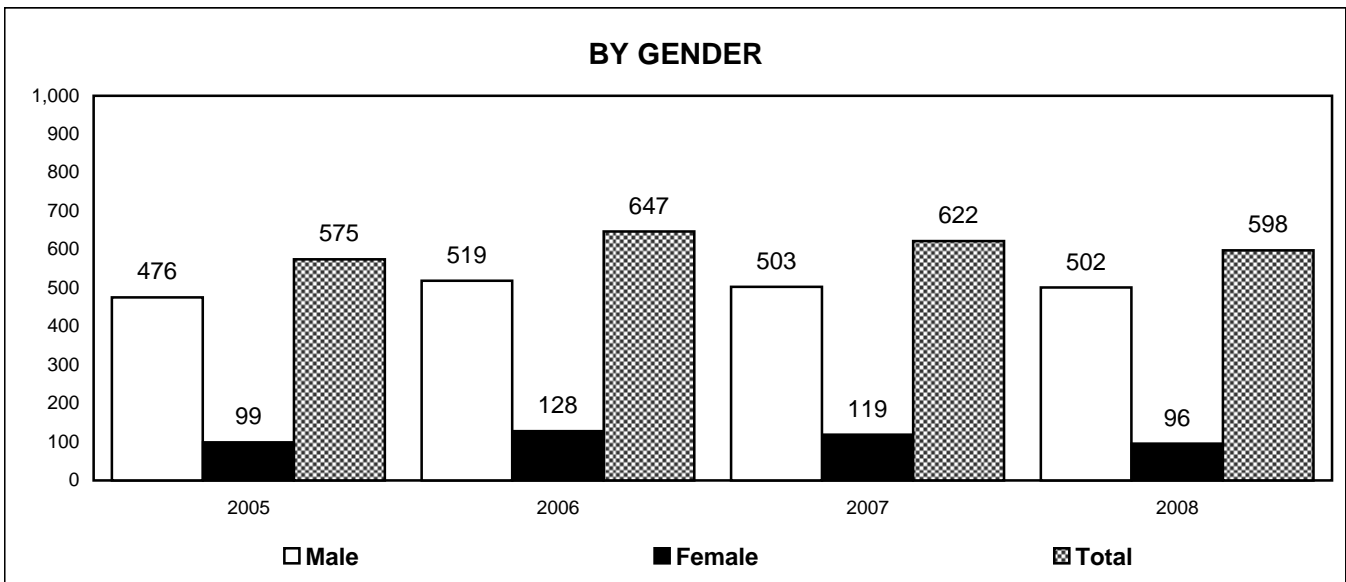
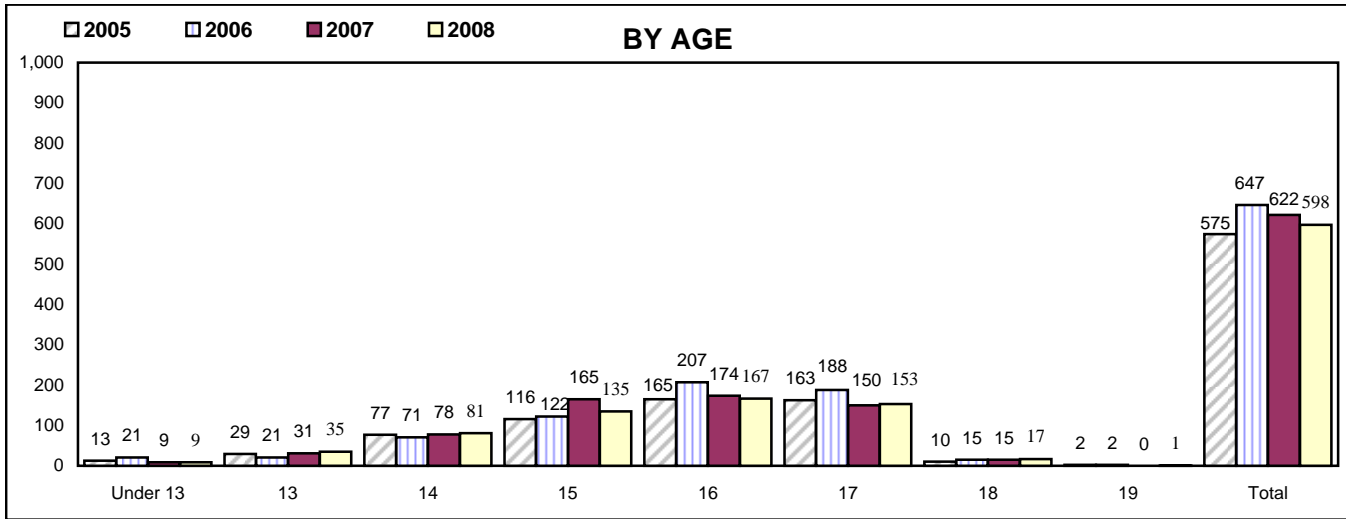
***All commitments were counted even if a juvenile received one or more new commitment orders in the same case. Each was counted as a new commitment.**

**ARKANSAS DHS STATISTICAL REPORT
COMMITMENTS TO YOUTH SERVICES CENTERS
BY JUDICIAL DISTRICT
SFY 2008**

Judicial District	Committing County	Number of Commitments		Judicial District	Committing County	Number of Commitments	
		By County	District Total			By County	District Total
1st	Cross	1		11th East	Arkansas	9	9
	Lee	3			11th West	Jefferson	5
	Monroe	8		Lincoln		3	8
	Phillips	7		12th		Sebastian	37
	St. Francis	6			2nd	Clay	3
Woodruff	0	25	Craighead	19			
2nd	Crittenden	14		Columbia		11	
	Greene	1		Dallas		1	
	Mississippi	18		Ouachita		2	
	Poinsett	4	59	Union	6	21	
	3rd	Jackson	2		14th	Baxter	2
Lawrence		2		Boone		2	
Randolph		2		Marion		1	
Sharp		2	8	Newton		0	5
4th	Madison	0		15th	Conway	1	
	Washington	12	12		Logan	3	
5th	Franklin	3			Scott	2	
	Johnson	7			Yell	1	7
	Pope	12	22	16th	Cleburne	7	
6th	Perry	1			Fulton	0	
	Pulaski	98	99		Independence	4	
7th	Grant	11			Izard	0	
	Hot Spring	17	28		Stone	0	11
8th North	Hempstead	17		17th	Prairie	0	
	Nevada	3	20		White	6	6
8th South	Lafayette	7		18th East	Garland	26	26
	Miller	16	23		18th West	Montgomery	0
9th East	Clark	15	15	Polk		0	0
	9th West	Howard	3		19th East	Carroll	5
Little River		2		19th West		Benton	18
Pike		6			20th	Faulkner	24
Sevier		8	19	Searcy		0	
10th	Ashley	15		Van Buren	1	25	
	Bradley	2		21st	Crawford	15	15
	Chicot	20			22nd	Saline	18
	Desha	4		23rd		Lonoke	8
	Drew	8	49				
TOTAL *						598	598

* Based on actual commitment orders regardless of case.

ARKANSAS DHS STATISTICAL REPORT YOUTH SERVICES CENTER COMMITMENTS SFY 2005 - 2008



Source: Division of Youth Services

**ARKANSAS DHS STATISTICAL REPORT
ADJUDICATED DELINQUENTS COMMITTED
TO YOUTH SERVICES CENTERS
BY MOST SERIOUS FELONY OFFENSES
SFY 1999 to 2008**

Felony Offense	Fiscal Year									
	1999	2000	2001	2002	2003	2004	2005	2006	2007	2008
Arson	4	1	2	8	3	0	2	3	4	6
Battery, First Degree	5	4	1	3	5	1	7	1	2	2
Burglary (d)	119	108	59	91	70	74	52	55	60	73
Kidnapping	0	0	0	1	0	0	0	0	0	0
Murder (a) (1)	4	2	0	0	0	0	0	0	0	2
Rape (2)	16	16	17	15	17	22	19	17	14	17
Robbery (b)	25	12	4	8	9	4	17	15	12	22
Total Commitments of Selected Offenses	173	143	83	126	104	101	97	91	92	122
Total Commitments of All Offenses (c)	745	750	597	516	528	531	575	647	622	598

- (a) Includes Capital, First Degree and Second Degree Murder.
- (b) Includes Aggravated Robbery and Robbery.
- (c) Includes Commitments for "Evaluation Only".
- (d) Includes Burglary Commercial and Residential.

(1) Includes Attempted Capital Murder, Conspiracy to Commit Capital Murder, Conspiracy to Commit Murder-Second Degree, and Criminal Attempt Murder-Second Degree.

(2) Includes Criminal Attempted Rape.

Commitments By Offense Class

SFY	Felonies	Misdemeanors	Total
1999	489	256	745
2000	468	276	744
2001	307	261	568
2002	327	186	513
2003	306	217	523
2004	336	195	531
2005	328	245	573
2006	354	293	647
2007	359	260	619
2008	379	214	593

- (1) Six (6) commitments were a result of violation or revocation of probation.
- (2) Twenty-nine (29) commitments were a result of violation or revocation of probation.
- (3) Three (3) commitments were a result of violation or revocation of probation.
- (4) Five (5) commitments were a result of violation or revocation of probation.
- (5) Two (2) commitments were a result of violation or revocation of probation.
- (6) Three (3) commitments were a result of aftercare probation.

**ARKANSAS DHS STATISTICAL REPORT
ADJUDICATED DELINQUENTS COMMITTED
TO YOUTH SERVICES CENTERS
BY CATEGORY OF OFFENSE AND SEVERITY
SFY 2008**

Offense Category	Sex	Felony							Misdemeanor					Total Offenses
		Y	A	B	C	D	U	Total	A	B	C	U	Total	
Person	Male	32	9	33	3	50	0	127	50	0	5	0	55	182
	Female	0	0	4	0	9	0	13	18	0	0	0	18	31
	Total	32	9	37	3	59	0	140	68	0	5	0	73	213
Property	Male	1	2	79	78	22	0	182	33	2	1	0	36	218
	Female	0	0	4	6	8	0	18	8	2	0	0	10	28
	Total	1	2	83	84	30	0	200	41	4	1	0	46	246
Public Order	Male	2	0	1	1	3	0	7	18	0	27	1	46	53
	Female	0	0	0	1	1	0	2	6	3	10	0	19	21
	Total	2	0	1	2	4	0	9	24	3	37	1	65	74
Drug Law Violation	Male	1	0	2	13	5	0	21	16	0	0	0	16	37
	Female	0	0	0	6	1	0	7	3	0	0	0	3	10
	Total	1	0	2	19	6	0	28	19	0	0	0	19	47
Other	Male	0	0	0	0	2	0	2	4	0	0	6	10	12
	Female	0	0	0	0	0	0	0	1	1	0	4	6	6
	Total	0	0	0	0	2	0	2	5	1	0	10	16	18
Totals	Male	36	11	115	95	82	0	339	121	2	33	7	163	502
	Female	0	0	8	13	19	0	40	36	6	10	4	56	96
	Total	36	11	123	108	101	0	379	157	8	43	11	219	598

The severity of the offense ranges from Felony classification Y being the most serious to Misdemeanor classification U being the least serious.

The five Violations were classified under Other as Misdemeanor Classification U.

**ARKANSAS DHS STATISTICAL REPORT
PRIMARY OFFENSES OF ADJUDICATED DELINQUENTS
COMMITTED TO YOUTH SERVICES CENTERS
OFFENSE AGAINST PERSON
SFY 2005 - 2008**

Offense Classification	Offense Grade	Offense Title	SFY 2005	SFY 2006	SFY 2007	SFY 2008
Felony	A	Attempted Aggravated Robbery	0	0	0	3
	A	Attempted Capital Murder	0	0	0	1
	A	Battery, Second Degree	0	0	0	0
	A	Carnal Abuse	0	0	0	0
	A	Criminal Attempt	0	1	3	4
	A	Sexual Abuse	0	0	0	0
	A	Sexual Assault, First Degree	1	1	0	1
	B	Abuse of Adults	0	0	1	0
	B	Battery, First Degree	7	1	2	2
	B	Carnal Abuse, First Degree	1	0	0	0
	B	Domestic Battery	0	1	1	1
	B	Hindering Apprehension	2	1	0	0
	B	Murder, Second Degree	0	0	0	0
	B	Robbery	8	15	12	8
	B	Sexual Abuse, Second Degree	1	0	0	0
	B	Sexual Assault, Second Degree	12	10	15	21
	B	Terroristic Act	2	1	0	5
	C	Domestic Battery, Second Degree	2	1	2	1
	C	Engage Child in Sex Explct - 1st Off	1	0	0	0
	C	Employ/Consent to Use Child in Sexual Performance	0	0	0	1
	C	Furnishing Prohibited Articles	0	1	0	0
C	Incest	0	0	0	0	
C	Intimidating a Witness	0	0	0	0	
C	Negligent Homicide	0	0	1	0	
C	Sexual Abuse	0	0	0	0	
C	Sexual Abuse, First Degree	2	0	0	0	
C	Sexual Assault, Third Degree	0	1	2	1	
C	Stalking, Second Degree	1	0	0	0	
C	Trans/Dstrbtn Mat Depct Child, First Offense	0	0	0	0	
D	Aggravated Assault	13	12	13	7	
D	Aggravated Assault on Family of Household Member	4	1	2	2	
D	Aggravated Robbery	0	0	0	2	
D	Battering, Domestic - 3rd Degree	0	0	2	2	
D	Battery, Second Degree	13	22	14	25	
D	Communicating False Alarm	0	3	2	2	
D	Death Threat - School Employee or Student	0	1	0	0	
D	Domestic Battery, Second Degree	0	0	0	0	
D	Domestic Battery, Third Degree	0	0	0	0	
D	Failure to Stop After Accident W/Injury or Death	0	1	0	1	
D	Sexual Assault - 4th Degree	0	0	0	3	
D	Sexual Solicitation of a Child	1	2	1	0	
D	Terroristic Threatening, First Degree	14	23	18	15	
Y	Aggravated Robbery	9	12	15	14	
Y	Capital Murder	0	0	0	0	
Y	Kidnapping	0	0	0	0	
Y	Murder, First Degree	0	0	0	1	
Y	Rape	19	17	14	17	
Total Felony Offenses			113	128	120	140

**ARKANSAS DHS STATISTICAL REPORT
PRIMARY OFFENSES OF ADJUDICATED DELINQUENTS
COMMITTED TO YOUTH SERVICES CENTERS
OFFENSE AGAINST PERSON
SFY 2005 - 2008**

Offense Classification	Offense Grade	Offense Title	SFY 2005	SFY 2006	SFY 2007	SFY 2008
Misdemeanor	A	Assault, First Degree	2	5	4	4
	A	Assault Family or Household Member, First Degree	0	1	1	1
	A	Battery, Second Degree	0	0	0	0
	A	Battery, Third Degree	31	33	34	33
	A	Battery, Fourth Degree	0	0	0	0
	A	Communicating False Alarm	0	0	0	0
	A	Domestic Battery	0	0	0	0
	A	Domestic Battery, Third Degree	16	20	13	10
	A	Endangering Welfare of a Minor, Second Degree	1	0	0	1
	A	Negligent Homicide	0	0	1	0
	A	Sexual Abuse, Second Degree	0	0	1	0
	A	Sexual Assault, Fourth Degree	0	1	0	0
	A	Sexual Misconduct	0	0	0	0
	A	Terroristic Threatening	0	0	0	0
	A	Terroristic Threatening, Second Degree	10	12	13	19
	B	Assault Family of Household Member, Second Degree	0	0	3	0
	B	Assault, Second Degree	2	6	3	0
	B	Sexual Misconduct	0	0	0	0
	B	Terroristic Threatening, Second Degree	1	0	1	0
	C	Assault, Third Degree	4	4	4	5
C	Assault Family or Household Member, Third Degree	3	1	7	0	
C	Domestic Assault, Third Degree	0	0	0	0	
C	Domestic Battery	0	0	0	0	
U	Insult or Abuse of a Teacher	0	1	1	0	
U	Unlawful Distribution of Prescription Drugs	0	0	0	0	
U	Using Abusive Language to School Bus Driver	1	0	0	0	
Total Misdemeanor Offenses			71	84	86	73
Total Commitments for Offense Against Person			184	212	206	213

**ARKANSAS DHS STATISTICAL REPORT
PRIMARY OFFENSES OF ADJUDICATED DELINQUENTS
COMMITTED TO YOUTH SERVICES CENTERS
OFFENSE AGAINST PROPERTY
SFY 2005 - 2008**

Offense Classification	Offense Grade		SFY 2005	SFY 2006	SFY 2007	SFY 2008
Felony	A	Arson	0	0	0	2
	A	Criminal Attempt	0	0	0	0
	B	Arson	1	2	0	1
	B	Burglary	38	7	6	8
	B	Criminal Attempt	1	0	1	2
	B	Forgery, First Degree	0	0	0	1
	B	Residential Burglary	0	36	37	49
	B	Robbery	0	0	0	0
	B	Theft of Services	0	0	0	0
	B	Theft of Property	28	24	22	19
	B	Theft by Receiving	11	5	7	3
	C	Arson	0	0	1	1
	C	Burglary	0	0	0	0
	C	Commercial Burglary	14	12	17	16
	C	Criminal Attempt	0	2	4	3
	C	Criminal Mischief	0	0	0	0
	C	Criminal Mischief, First Degree	9	13	15	12
	C	Defacing Objects of Public Interest>\$250	0	0	0	0
	C	Forgery	0	0	0	0
C	Forgery, Second Degree	6	5	6	3	
C	Fraudulent Use of a Credit Card	0	0	0	1	
C	Impairing the Operation of a Vital Public Facility	0	0	0	0	
C	Theft of Property	36	34	33	37	
C	Theft of Services	1	0	0	1	
C	Theft by Receiving	4	14	7	10	
D	Arson	0	0	1	1	
D	Breaking or Entering	26	19	27	24	
D	Burglary	0	0	0	0	
D	Commercial Burglary	0	0	0	0	
D	Conspiracy to Commit Commercial Burglary	0	0	0	0	
D	Criminal Attempt	0	2	2	1	
D	Criminal Attempt, Commercial Burglary	0	0	0	0	
D	Criminal Attempt, Burglary	0	0	0	0	
D	Criminal Mischief	1	1	1	3	
D	Reckless Burning	0	1	0	1	
D	Theft by Receiving	0	0	0	0	
D	Theft of Property	1	2	4	0	
Y	Arson \$100,000 or more	1	1	0	1	
Total Felony Offenses			178	180	191	200

**ARKANSAS DHS STATISTICAL REPORT
PRIMARY OFFENSES OF ADJUDICATED DELINQUENTS
COMMITTED TO YOUTH SERVICES CENTERS
OFFENSE AGAINST PROPERTY
SFY 2005 - 2008**

Offense Classification	Offense Grade	Offense Title	SFY 2005	SFY 2006	SFY 2007	SFY 2008	
Misdemeanor	A	Amount of Theft	0	1	0	0	
	A	Arson less than \$500	0	0	2	0	
	A	Criminal Attempt	1	1	2	0	
	A	Criminal Impersonation	0	0	0	0	
	A	Criminal Mischief, First Degree	7	7	7	8	
	A	Criminal Mischief, Second Degree	2	2	3	4	
	A	Defacing Public Building	0	0	0	0	
	A	Fraudulent Use of a Credit Card	0	0	0	0	
	A	Shoplifting	3	2	3	1	
	A	Theft by Receiving	4	9	8	1	
	A	Theft of Motor Fuel	0	0	1	0	
	A	Theft of Property	48	40	39	18	
	A	Theft of Services	0	1	0	0	
	A	Unauthorized Use of a Vehicle	7	12	4	9	
		B	Criminal Mischief, Second Degree	2	5	1	2
		B	Criminal Mischief	0	0	0	0
		B	Criminal Trespass	7	10	7	2
		C	Criminal Mischief	0	0	0	0
		C	Criminal Trespass (Non-Occupied Structure or Vehicle)	0	0	0	0
		C	Criminal Trespass	1	3	1	1
	C	Theft by Receiving	0	0	0	0	
	U	Shoplifting	1	0	2	0	
Total Misdemeanor Offenses			83	93	80	46	
Total Commitments for Offense Against Property			261	273	271	246	

**ARKANSAS DHS STATISTICAL REPORT
PRIMARY OFFENSES OF ADJUDICATED DELINQUENTS
COMMITTED TO YOUTH SERVICES CENTERS
OFFENSE AGAINST PUBLIC ORDER
SFY 2005 - 2008**

Offense Classification	Offense Grade	Offense Title	SFY 2005	SFY 2006	SFY 2007	SFY 2008
Felony	B	Unlawful Discharge of Firearm Veh, Second Degree	0	0	0	1
	C	Escape, First Degree	0	2	2	0
	C	Failure to Appear	2	1	0	1
	C	Fleeing	3	1	1	1
	C	Hindering Apprehension	0	0	0	0
	C	Intimidating a Witness	0	0	0	0
	D	Absconding	8	7	3	2
	D	Escape, Second Degree	2	6	4	0
	D	Fleeing	1	2	1	1
	D	Handgun Minor in Possession, Second Offense	0	3	1	1
	D	Handgun Poss. Campus Inst Higher Education	0	1	1	0
	D	Handgun Poss. Pub School Property/Bus	0	1	0	0
	D	Inciting a Riot	1	0	5	0
	D	Indecent Exposure	0	0	0	0
	D	Threatening to Cause a Catastrophe	0	0	0	0
	U	Engage In Continuous Crime Gang, Second Degree	0	0	0	0
	Y	Simulate Poss. of Drugs and Firearms	0	0	1	2
Total Felony Offenses			17	24	19	9
Misdemeanor	A	Disorderly Conduct	0	0	0	0
	A	Escape	0	0	0	0
	A	Escape, Third Degree	1	3	2	3
	A	Failure to Appear	4	2	1	0
	A	Fleeing	2	3	2	3
	A	Handgun Minor in Possession, First Offense	1	5	6	2
	A	Harassing Communications	0	0	0	0
	A	Harassment	0	1	3	2
	A	Hindering Apprehension	0	0	0	0
	A	Indecent Exposure	1	1	3	2
	A	Minor in Possession of Handgun	0	0	0	0
	A	Obstructing Governmental Operations	1	4	4	3
	A	Public Intoxication	0	0	0	0
	A	Public Sexual Indecency	2	2	3	2
	A	Refusal to Submit to Arrest	0	0	0	0
	A	Resisting Arrest	4	5	3	7
	B	Fail to Report Suspected Abuse of Adults	0	0	0	0
	B	Fleeing	1	0	2	1
	B	Prostitution, First Offense	0	0	0	2
	C	Battery, Third Degree	0	0	0	0
	C	Disorderly Conduct	15	35	25	28
	C	Fleeing	1	3	2	3
	C	Littering, First Offense	0	0	0	0
	C	Obstructing Governmental Operations	4	5	2	3
	C	Obstructing Hwy or Other Public Place	4	5	2	1
	C	Public Intoxication	6	1	3	2
	U	Contempt of Court	1	1	1	1
	U	No Driver's License	0	0	0	0
Total Misdemeanor Offenses			48	76	64	65
Total Commitments for Offense Against Public Order			65	100	83	74

**ARKANSAS DHS STATISTICAL REPORT
PRIMARY OFFENSES OF ADJUDICATED DELINQUENTS
COMMITTED TO YOUTH SERVICES CENTERS
DRUG LAW VIOLATIONS
SFY 2005 - 2008**

Offense Classification	Offense Grade	Offense Title	SFY 2005	SFY 2006	SFY 2007	SFY 2008
Felony	A	Conspiracy to Manufacture Controlled Substance	0	0	0	0
	A	Delivery of Controlled Substance	0	0	0	0
	B	Deliver Drug Paraphernalia to anyone < 18	0	0	0	0
	B	Intro Cont-Sub into Another's Body I-III	0	0	0	1
	B	Maintain Drug Premises Near Drug Free Zone	0	0	1	0
	B	Manf Etc Controlled Substance, Sch I, II, III	0	5	0	0
	B	Possession of a Counterfeit Substance	0	0	0	0
	B	Possession of a Counterfeit Substance (Intent to Deliver)	0	0	0	0
	B	Possession, Etc Counterfeit Subt with Intent SCH I, II	0	0	1	1
	C	Delivery of a Controlled Substance	0	0	0	0
	C	Delivery, Possession, Manufacture, Etc. Drug Paraphernalia	3	1	1	1
	C	Manufacture, Delivery, Possession Marijuana < 10 pounds	0	0	1	0
	C	Manufacture, Etc. Controlled Substance, Sch IV, V	1	1	4	1
	C	Possession Ctrl/Cnft Sub w/o Prescription, Third Offense	4	4	5	8
	C	Possession of a Counterfeit Substance (Intent to Deliver)	3	2	0	0
	C	Possession of Controlled Substance	1	0	0	0
	C	Possession of Controlled Substance Sch I, II	0	3	6	6
	C	Possession of Drug Paraphernalia	0	0	0	0
	C	Possession of Marijuana <10 lbs	0	0	0	1
	C	Possession of Marijuana > = 10 < 100 lbs	0	1	0	1
	C	Possession of Marijuana with Intent to Deliver	0	0	0	0
	C	Possession, Etc Counterfeit Subt with Intent SCH I-V	0	0	4	1
	D	Poss. of Ctrl/Counterfeit Subs w/o Presc, Second Offense	2	3	0	5
	D	Possession of Controlled Substance (Intent to Deliver)	0	1	0	0
	D	Poss, Etc Cntrft Sub W-Intent Unclass Sch	0	0	0	1
	D	Non-Controlled Substance Rep as Class Ctrl Substance	0	0	1	0
	U	Unlawful Sale Delv Depressants Stimulants	0	0	0	0
	Y	Manufactured Etc Controlled Substance ≥\$400<28gms	0	1	0	0
	Y	Manuf Etc Controlled Substance Sch 1, 11 ≥28<200g	2	0	0	0
	Y	Manuf Etc Controlled Substance Sch 1, 11	3	0	1	0
	Y	Possession of Cocaine	0	0	0	0
	Y	Possession of Cocaine With Intent to Deliver	0	0	0	0
Y	Possession of Controlled Substance (Intent to Deliver)	0	0	0	0	
Y	Manufactured, Del, Possession Controlled Subs Sch 1, 11 <28	0	0	0	1	
Y	Simultaneous Possession of Drugs & Firearms	0	0	0	0	
Total Felony Offenses			19	22	25	28
Misdemeanor	A	Delv, Poss., Manu, Etc. Drug Paraphernalia/Ctrfet Ctrl Sub	0	4	5	0
	A	Possession of a Controlled Substance on School Property	0	0	0	0
	A	Poss. of a Ctrl/Counterfeit Subs w/o Presc, First Offense	28	27	18	19
	A	Possession of a Counterfeit Substance	0	0	0	0
	A	Possession of Drug Paraphernalia	1	0	0	0
	A	Possession of a Instrument of Crime	0	0	0	0
	U	Possession of Drug Paraphernalia	0	0	1	0
Total Misdemeanor Offenses			29	31	24	19
Total Commitments for Drug Law Violation			48	53	49	47

**ARKANSAS DHS STATISTICAL REPORT
 PRIMARY OFFENSES OF ADJUDICATED DELINQUENTS
 COMMITTED TO YOUTH SERVICES CENTERS
 OTHER OFFENSES
 SFY 2005 - 2008**

Offense Classification	Offense Grade	Offense Title	SFY 2005	SFY 2006	SFY 2007	SFY 2008
Felony	B	Arson	0	0	0	0
	B	Criminal Possession of Explosives	0	0	0	0
	B	Criminal Use of a Prohibited Weapon	1	0	0	0
	B	Furnishing a Deadly Weapon to a Minor (Gun)	0	0	0	0
	B	Residential Burglary	0	0	0	0
	B	Unlawful Discharge of Firearm	0	0	0	0
	C	Criminal Mischief	0	0	0	0
	C	Failure to Appear	0	0	0	0
	C	Interfering with Law Enforcement Officer	0	0	2	0
	D	Absconding	0	0	0	0
	D	Abuse of a Corpse	0	0	0	0
	D	Carrying a Weapon on School Property	0	0	0	0
	D	Criminal Use of a Prohibited Firearm	0	0	0	0
	D	Criminal Use of a Prohibited Weapon	0	0	0	0
	D	Criminal Use of a Prohibited Weapon, Second Degree	0	0	0	0
	D	Defacing a Firearm	0	0	0	1
	D	Escape, Second Degree	0	0	0	0
	D	Filing False Report of Criminal Wrong Doing	0	0	0	0
	D	Minor in Possession of Handgun	0	0	0	0
	D	Possession of Defaced Firearm	0	0	0	0
D	Possession of a Fireman by Certain Persons	0	0	0	1	
D	Threatening a Fire or Bombing	0	0	1	0	
U	Engaging in Violent Criminal Group Activity	0	0	1	0	
Total Felony Offenses			1	0	4	2

**ARKANSAS DHS STATISTICAL REPORT
PRIMARY OFFENSES OF ADJUDICATED DELINQUENTS
COMMITTED TO YOUTH SERVICES CENTERS
OTHER OFFENSES
SFY 2005 - 2008**

Offense Classification	Offense Grade	Offense Title	SFY 2005	SFY 2006	SFY 2007	SFY 2008	
Misdemeanor	A	Attempt to Influence Public Servant	0	0	0	1	
	A	Carrying Certain Prohibited Weapons	5	1	1	3	
	A	Communicating a False Alarm	0	0	0	0	
	A	Conspiracy to Commit Escape, Second Degree	0	0	0	0	
	A	Criminal Mischief	0	0	0	0	
	A	Cruelty to Animals	1	0	0	0	
	A	Escape, Third Degree	0	0	0	0	
	A	Failure to Appear	0	0	0	0	
	A	Filing False Rept of Crim Wrong Doing	1	0	0	0	
	A	Harassing Communications	0	0	0	0	
	A	Minor in Possession of a Handgun	0	0	0	0	
	A	Obstructing Governmental Operations	0	0	0	0	
	A	Possession of a Firearm by Certain Persons	1	0	0	0	
	A	Possession of a Instrument of Crime	2	5	3	1	
	A	Shoplifting	0	0	0	0	
	A	Threatening a Fire or Bombing	1	0	0	0	
		B	Criminal Trespass	0	0	0	0
		B	Refusal to Submit to Arrest	2	1	0	1
		C	Criminal Trespass	0	0	0	0
		C	Disorderly Conduct	0	0	0	0
	C	Failure to Appear	0	0	0	0	
	C	Possession of Paging Device at School	0	0	0	0	
	U	Carrying a Knife	0	0	0	0	
	U	Contempt of Court	0	0	0	0	
	U	Criminal Contempt	5	5	4	3	
	U	Purchase/Poss. Intox Liquor by Minor	0	1	0	2	
	U	Minor in Possession of Alcohol	0	0	0	0	
	U	Revocation of Probation	2	0	0	1	
	U	Aftercare Violation	0	0	3	4	
Total Misdemeanor Offenses			20	13	11	16	
Total Commitments for Other Offenses			21	13	15	18	

**ARKANSAS DHS STATISTICAL REPORT
NUMBER OF ADJUDICATED DELINQUENTS
RECOMMITTED TO YOUTH SERVICES CENTERS
SFY 2004 - 2008**

SFY	Sex	Total Commitments	Number of Prior Commitments								N/A	
			0	1	2	3	4	5	6	7+		
2004	Male	458	438	17	3	0	0	0	0	0	0	0
	Female	73	67	6	0	0	0	0	0	0	0	0
	Total	531	505	23	3	0	0	0	0	0	0	0

Recommitment Rate = 4.89%

Note: Based on commitment orders for new cases only.

2005	Male	476	429	42	5	0	0	0	0	0	0	0
	Female	99	96	2	1	0	0	0	0	0	0	0
	Total	575	525	44	6	0	0	0	0	0	0	0

Recommitment Rate = 8.69%

Note: Based on commitment orders for new cases only.

2006	Male	519	417	69	19	11	3	0	0	0	0	0
	Female	128	100	18	4	4	2	0	0	0	0	0
	Total	647	517	87	23	15	5	0	0	0	0	0

Recommitment Rate = 20%

Note: Based on all new commitment orders regardless of case.

2007	Male	503	393	82	21	6	1	0	0	0	0	0
	Female	119	92	20	6	0	1	0	0	0	0	0
	Total	622	485	102	27	6	2	0	0	0	0	0

Recommitment Rate = 22%

Note: Based on all new commitment orders regardless of case.

2008	Male	502	380	94	21	6	1	0	0	0	0	0
	Female	96	63	25	6	2	0	0	0	0	0	0
	Total	598	443	119	27	8	1	0	0	0	0	0

Recommitment Rate = 26%

Note: Based on all new commitment orders regardless of case.

**ARKANSAS DHS STATISTICAL REPORT
NUMBER OF JUVENILES REFERRED
TO ALTERNATE PLACEMENT FACILITIES
SFY 2008**

Facility	Number of Placements		
	Male	Female	Total
Arkansas State Hospital	24	1	25
BHC - Pinnacle Point Hospital	2	0	2
Centers for Youth and Families/Psych	4	2	6
Consolidated Youth Services - CYS/ASAP	12	0	12
Living Hope	46	20	66
Millcreek of Arkansas	8	8	16
Piney Ridge	13	1	14
Rivendell Behavioral Health Services	112	53	165
South Arkansas Youth Services, Inc.	46	0	46
South Arkansas Youth Services, Inc. for Girls	0	35	35
Vera Lloyd	21	17	38
Youth Bridge, Inc. (YB/SAT)	33	0	33
Youth Bridge Inc. (YBTH)	54	0	54
Youth Home, Inc.	1	0	1
Total	376	137	513

Average Length-of-Stay of Adjudicated Delinquents*

A. Juvenile Correctional Facilities	117 days
B. Juvenile Treatment Centers	216 days
C. Specialized Placements	209 days
D. Juvenile Detention Centers	27 days

*Represents the length of time at the listed location and not the length of time since commitment to DYS.

**Number of Adjudicated Delinquents Admitted
to Serious Offender Programs**

Serious Offender Program	Number of Admissions	
	Male	Female
Alexander Juvenile Correctional Facility (JUMP)	38	0
Colt Juvenile Treatment Center	60	0
Dermott Juvenile Correctional Facility (18-21)	47	0
Dermott Juvenile Treatment Center	79	0
Harrisburg Juvenile Treatment Center	81	0
Lewisville Juvenile Treatment Center	83	0
Mansfield Juvenile Treatment Center	60	0
Mansfield Juvenile Treatment Center for Girls	0	50
Total	448	50

**ARKANSAS DHS STATISTICAL REPORT
COMMUNITY-BASED YOUTH SERVICES PROGRAMS
SFY 2008**

The Community-based program network consists of 13 privately-operated non-profit organizations for SFY 2008. The division contracts with these programs to provide residential and non-residential services to youth up to the age of 21 who are adjudicated delinquents, members of "families in need of service", or youth at risk (youth who exhibit behavior that, if continued, would bring them into contact with the juvenile justice system).

**COMMUNITY-BASED PROGRAM INTAKES
BY PROVIDER BY GENDER**

Provider	Males	Females	Total
Comprehensive Juvenile Services	376	147	523
Consolidated Youth Services	382	233	615
Conway County Community Services	768	427	1,195
Counseling Clinic	891	738	1,629
East Arkansas Youth Services, Inc.	156	50	206
Health Resources of Arkansas, Inc.	268	138	406
Ouachita Children's Center, Inc.	195	134	329
Phoenix Youth and Family Services	181	82	263
Professional Counseling Associates	62	44	106
South Arkansas Youth Services	161	97	258
Southwest AR Counseling and Mental Health Center	318	136	454
United Family Services, Inc.	957	566	1,523
Youth Bridge, Inc.	497	252	749
TOTAL	5,212	3,044	8,256

**ARKANSAS DHS STATISTICAL REPORT
COMMUNITY-BASED INTAKES
BY AGE
SFY 2008**

Program	AGE							Total Intakes
	12 & Younger	13	14	15	16	17	18 & Older	
Comprehensive Juvenile Services	40	51	72	104	107	140	9	523
Consolidated Youth Services	33	41	70	95	163	206	7	615
Conway County Community Services	146	80	144	219	316	234	56	1,195
Counseling Clinic	180	174	224	307	309	401	34	1,629
East Arkansas Youth Services, Inc.	6	12	29	55	59	45	0	206
Health Resources of Arkansas, Inc.	25	29	53	92	102	101	4	406
Ouachita Children's Center, Inc.	41	35	52	65	67	64	5	329
Phoenix Youth and Family Services	26	23	39	61	64	44	6	263
Professional Counseling Associates	7	18	23	13	22	22	1	106
South Arkansas Youth Services	7	23	35	77	58	50	8	258
Southwest AR Counseling and Mental Health Center	28	50	61	84	107	112	12	454
United Family Services, Inc.	193	109	191	317	359	316	38	1,523
Youth Bridge, Inc.	29	38	101	150	214	204	13	749
TOTAL	761	683	1,094	1,639	1,947	1,939	193	8,256

**ARKANSAS DHS STATISTICAL REPORT
INTERSTATE COMPACT ON JUVENILES
SFY 2008**

The Interstate Compact on Juveniles (ICJ) was designed primarily for cases involving out-of-state runaways, escapees and absconders, and for the supervision of juveniles who have been adjudicated delinquent. It provides legal procedures for the return of runaways and makes it possible to place a juvenile on probation or parole in a state other than the one where the offense was committed with the assurance of supervision by the appropriate agencies of the state in which he is placed.

Requests for Home Evaluation/Supervision Sent by Arkansas to Other States	124
Probation Referrals	91
Parole Referrals	33
Requests for Home Evaluation/Supervision Received by Arkansas from Other States	131
Probation Referrals	97
Parole Referrals	34
Number of Runaways Returned (Non-Delinquent Youth)	85
Number of Escapees (Youth Committed to Facility)	1
Number of Absconders (Youth on Probation or Parole)	30