

**DIVISION OF**

**YOUTH**

**SERVICES**

**ARKANSAS DHHS STATISTICAL REPORT  
DIVISION OF YOUTH SERVICES  
INTRODUCTION  
SFY 2007**

**Mission**

The Division of Youth Services (DYS) provides in a manner consistent with public safety, a system of high quality programs to address the needs of the juveniles who come in contact with, or are at risk of coming into contact with the juvenile justice system. To accomplish this mission DHS will:

1. Provide safe, secure, and effective individual treatment for juveniles to enhance integration back into society with the life skills that promote a crime-free productive life style.
2. Provide a forum for coordination, collaboration, and improvement of the juvenile justice system continuum.
3. Provide effective community-based early intervention, prevention, diversion and community reentry programs.

**Historic Overview of DHS**

Act 199 of 1905 established the first reform schools in Arkansas in Little Rock and Alexander, respectively.

Act 67 of 1917, the Arkansas Boys' Reform School was relocated to Pine Bluff.

Act 60 of 1937 established two additional "training" schools at Wrightsville and Fargo.

In 1968, the Department for Rehabilitative Services was assigned responsibility to administer "training" schools. The Benton Services Center was opened and controlled the diagnosis and intake responsibilities regarding the youth committed to state custody.

In 1971, Act 38 established the Department of Social and Rehabilitative Services (SRS), a fore-runner to the current Department of Health and Human Services. The Office of Juvenile Services was placed under the direction of the Director of SRS. In 1977, the Division of Youth Services was formally created as a division within the present Department of Health and Human Services (DHHS).

In 1985, Act 348 merged the Division of Youth Services with the Division of Children and Family Services until Act 1296 of 1993 reestablished DHS as an independent division [within DHHS]. The Division of Youth Services (DYS) was authorized by Act 1296 to be "devoted entirely to handling the problems of youths involved in the juvenile justice system." DHS became operational in October 1993 and is responsible for client-specific programming and individual treatment programs, serious offender programs for violent youth offenders, providing alternative community-based programming, and other services specified directly by Act 1296.

**ARKANSAS DHHS STATISTICAL REPORT  
DIVISION OF YOUTH SERVICES  
SFY 2007**

In SFY 2007, the Division of Youth Services contracted with Community Based Providers (CBP) for the following services: Targeted Casework Management, Therapy, Diagnosis and Evaluation, Intensive Casework Management, Interstate Compact, Emergency Shelter and Residential Treatment. In addition, the Community Based Providers provided sanction services that included Community Service Supervision, Intensive Supervision and Tracking, Compliance Monitoring, Drug Screening, Day Services Level I, Day Services Level II, and Crisis Residential Treatment. Funding for community/based services was allocated to each judicial district, with one contractor servicing each district. The providers in each district conducted a needs survey in order to provide the services most beneficial to the youth in their individual areas. Aftercare services were provided in accordance with ACT 1222, with quarterly reports submitted to the Legislative Committee on Children and Youth.

The Division also contracts for Specialized Services including: Therapeutic Group Home Services, Comprehensive Residential Treatment Services in Psychiatric facilities, Sex Offender Treatment Services, Socialization/Recreation Services, Therapeutic Foster Care, Diagnosis and Evaluation and Therapy. Six Serious Offender Programs, four with 30 beds, one with 26, and one with 27 beds, have contracts with DYS.

The Residential Facilities programs had direct expenses in the amount of \$21,206,435. The Community Based programs had direct expenses in the amount of \$16,655,763. The Residential Treatment programs had direct expenses in the amount of \$4,392,354. Total funding was \$42,254,552.

**Community Based Programs and Services Providers**

Comprehensive Juvenile Services - Fort Smith  
Consolidated Youth Services - Jonesboro  
Conway County Community Services, Inc. - Morrilton  
Counseling Clinic - Benton  
East Arkansas Youth Services, Inc. - Marion  
Health Resources of Arkansas, Inc. - Batesville  
Ouachita Children's Center - Hot Springs  
Phoenix Youth and Family Services - Crossett  
Professional Counseling Associates - Lonoke  
South Arkansas Youth Services, Inc. - Magnolia  
Southwest Arkansas Counseling & Mental Health Center - Texarkana  
United Family Services, Inc. - Pine Bluff  
Youth Bridge, Inc. - Fayetteville

**Specialized Services Contractors**

Arkansas State Hospital Unit, ASH - Little Rock  
Centers for Youth and Families - Little Rock  
Consolidated Youth Services - Jonesboro  
Living Hope Southwest Medical Services - Texarkana  
Habilitation Services, Inc., dba Millcreek of Arkansas - Fordyce  
Piney Ridge - Fayetteville  
Rivendell Behavior Health Services - Benton  
South Arkansas Youth Services, Inc. - Magnolia  
Treatment Homes, Inc. - Little Rock  
Vera Lloyd - Little Rock  
Youth Bridge Therapeutic Group Home - Fayetteville  
Youth Home - Little Rock

**ARKANSAS DHHS STATISTICAL REPORT  
DIVISION OF YOUTH SERVICES  
SFY 2007**

**Substance Abuse Treatment Contractors**

All contractors are responsible for providing substance abuse treatment pursuant to their contract.

**Serious Offender Programs**

Alexander Juvenile Correctional Facility (JUMP)  
Colt Juvenile Treatment Center  
Harrisburg Juvenile Treatment Center  
Mansfield Juvenile Treatment Center  
Mansfield Juvenile Treatment Center for Girls  
Dermott Juvenile Treatment Center  
Dermott Juvenile Correctional Facility  
Lewisville Juvenile Treatment Center

**Juvenile Justice and Delinquency Prevention (JJDP)**

The Arkansas Coalition for Juvenile Justice (ACJJ), which is appointed by the governor, participates in the development and review of the State Plan prior to implementation and is afforded the opportunity to review and comment on all juvenile justice and delinquency grant applications. In SFY 2007, the primary goal of the ACJJ and DYS was disproportionate minority contact, as well as, the removal of juveniles from adult jails and lockups assuring that those who needed detention were held in appropriate facilities. To accomplish this, the ACJJ recommended and the Division of Youth Services approved Title II Funds to eleven agencies/organizations.

Of the eleven subgrants, three subgrants offer Gender Specific Services (GS). Four subgrants offer Disproportionate Minority Contact Services (DMC) with the goal of reducing over representation of minority youth along the entire continuum of the juvenile justice system. Three subgrants provide alternatives to the De-institutionalization of Status Offenders (DSO). One subgrants is for System Improvement.

**JJDP Title II Formula Grants**

<b>Subgrantee</b>	<b>County</b>	<b>Type of Service</b>	<b># Of Clients Served</b>	<b>Counties Served</b>	<b>Subgrant Period</b>
Scotty Scholl Communications	Statewide	Information Services	N/A	Statewide	07/01/06 - 06/30/07
Earle School District	Crittenden	DMC	236	Crittenden	07/01/06 - 06/30/07
United Family	Jefferson	DMC	15	11th East & West Judicial	07/01/06 - 06/30/07
Baxter County Juvenile Services	Baxter	DSO	109	Baxter	07/01/06 - 06/30/07
TOPPS	Jefferson	GS	46	Jefferson	07/01/06 - 06/30/07
East Arkansas Youth Services	Crittenden	DSO	102	Crittenden	07/01/06 - 06/30/07
Youth Home, Inc.	Pulaski	GS	25	Pulaski	07/01/06 - 06/30/07
Phoenix Youth & Families	Ashley	DMC	38	Ashley, Drew, Desha, & Chicot	07/01/06 - 06/30/07
Pulaski County Juvenile Services	Pulaski	DMC	72	Pulaski	07/01/06 - 06/30/07
Pulaski County (6th Judicial District)	Pulaski	DSO	20	Pulaski	07/01/06 - 06/30/07
Eldorado Boys & Girls Club	Union	GS	90	Union	07/01/06 - 06/30/07

**JJDP Title V Formula Grants**

There were no Title V Grants issued this State Fiscal Year.

**ARKANSAS DHHS STATISTICAL REPORT  
 COMMITMENTS TO YOUTH SERVICES CENTERS\*  
 SFY 2007**



Total Number of Commitments: **622**

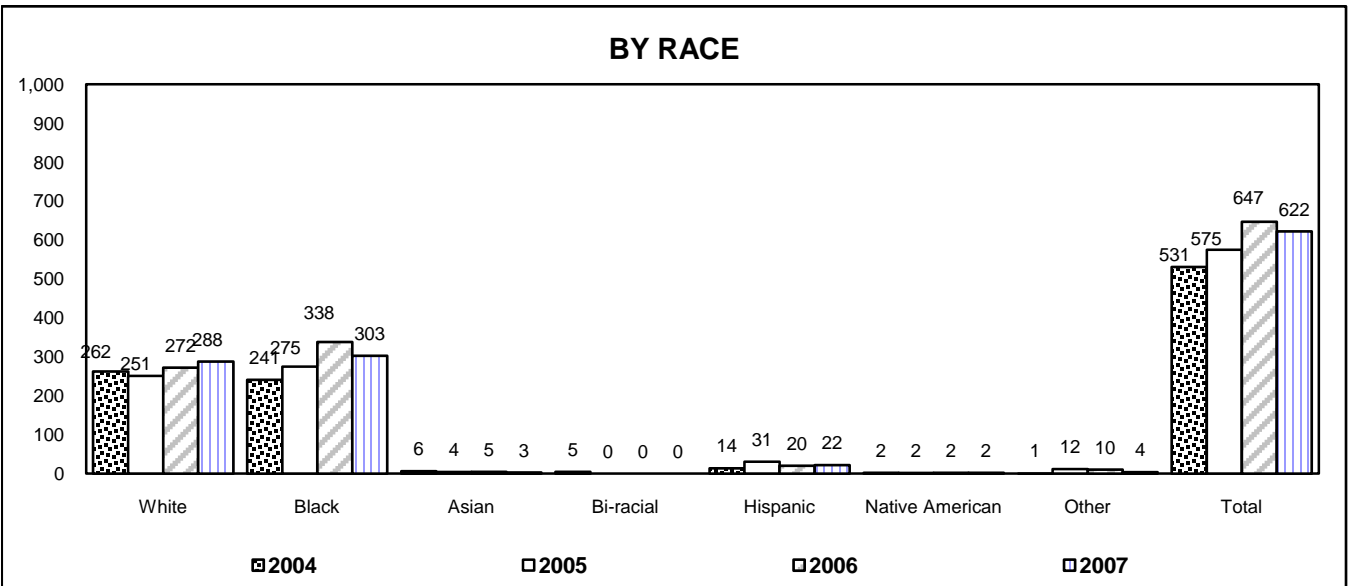
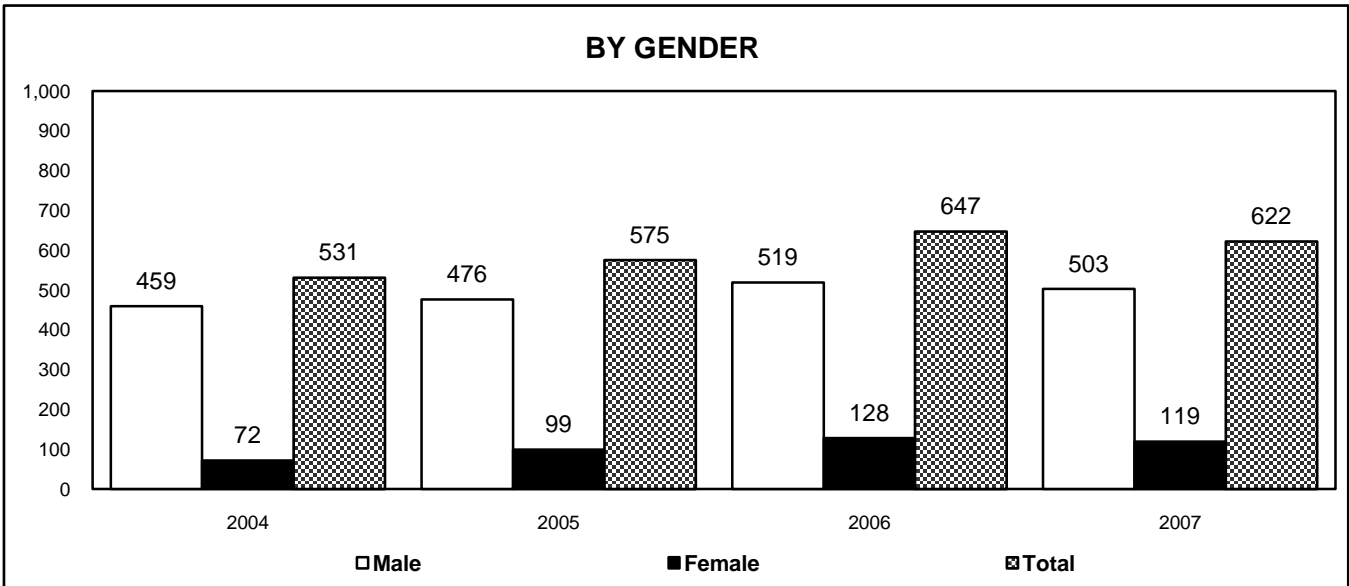
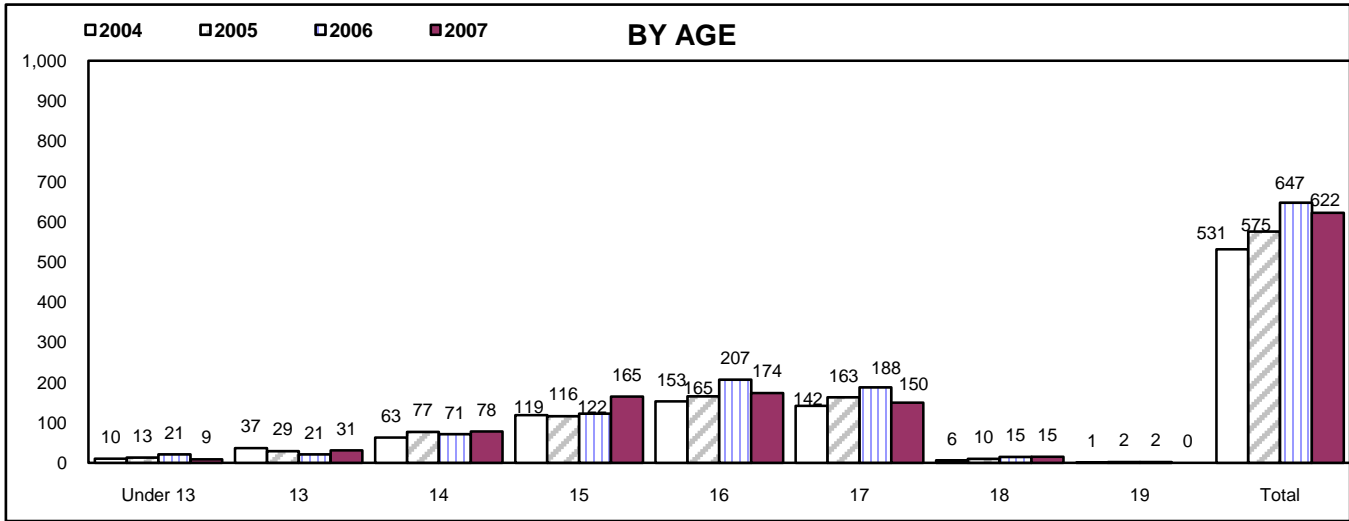
**All commitments were counted even if a juvenile received one or more new commitment orders in the same case. Each was counted as a new commitment.**

**ARKANSAS DHHS STATISTICAL REPORT  
COMMITMENTS TO YOUTH SERVICES CENTERS  
BY JUDICIAL DISTRICT  
SFY 2007**

Judicial District	Committing County	Number of Commitments		Judicial District	Committing County	Number of Commitments		
		By County	District Total			By County	District Total	
1st	Cross	2		11th East	Arkansas	10	10	
	Lee	3			11th West	Jefferson	8	
	Monroe	4		Lincoln		1	9	
	Phillips	5		12th		Sebastian	38	38
	St. Francis	6			2nd	Clay	4	
Woodruff	2	22	Craighead	2				
2nd	Crittenden	16		Columbia		17		
	Greene	1		Dallas		2		
	Mississippi	11		Ouachita		5		
	Poinsett	4	38	Union	27	52		
	3rd	Jackson	5		14th	Baxter	0	
Lawrence		3		Boone		2		
Randolph		2		Marion		0		
Sharp		0	10	Newton		0	2	
4th	Madison	1		15th	Conway	4		
	Washington	19	20		Logan	3		
5th	Franklin	1			Scott	3		
	Johnson	8			Yell	0	10	
	Pope	8	17	16th	Cleburne	3		
6th	Perry	0			Fulton	0		
	Pulaski	115	115		Independence	8		
7th	Grant	14			Izard	2		
	Hot Spring	24	38	Stone	1	14		
8th North	Hempstead	11		17th	Prairie	0		
	Nevada	1	12		White	4	4	
8th South	Lafayette	4		18th East	Garland	27	27	
	Miller	6	10		18th West	Montgomery	0	
9th East	Clark	6	6	Polk		0	0	
	9th West	Howard	6		19th East	Carroll	3	3
Little River		3		19th West		Benton	29	29
Pike		3			20th	Faulkner	20	
Sevier		5	17	Searcy		0		
10th	Ashley	17		Van Buren		0	20	
	Bradley	5		21st	Crawford	16	16	
	Chicot	18			22nd	Saline	16	16
	Desha	13		23rd		Lonoke	8	8
	Drew	6	59			<b>TOTAL *</b>		<b>622</b>

\* Based on actual commitment orders regardless of case

# ARKANSAS DHHS STATISTICAL REPORT YOUTH SERVICES CENTER COMMITMENTS SFY 2004 - 2007



**ARKANSAS DHHS STATISTICAL REPORT  
ADJUDICATED DELINQUENTS COMMITTED  
TO YOUTH SERVICES CENTERS  
BY MOST SERIOUS FELONY OFFENSES  
SFY 1998 to 2007**

Felony Offense	Fiscal Year									
	1998	1999	2000	2001	2002	2003	2004	2005	2006	2007
Arson	3	4	1	2	8	3	0	2	3	4
Battery, First Degree	3	5	4	1	3	5	1	7	1	2
Burglary (d)	158	119	108	59	91	70	74	52	55	60
Kidnapping	1	0	0	0	1	0	0	0	0	0
Murder (a) (1)	1	4	2	0	0	0	0	0	0	0
Rape (2)	10	16	16	17	15	17	22	19	17	14
Robbery (b)	31	25	12	4	8	9	4	17	15	12
Total Commitments of Selected Offenses	207	173	143	83	126	104	101	97	91	92
Total Commitments of All Offenses (c)	815	745	750	597	516	528	531	575	647	622

- (a) Includes Capital, First Degree and Second Degree Murder.
- (b) Includes Aggravated Robbery and Robbery.
- (c) Includes Commitments for "Evaluation Only".
- (d) Includes Burglary Commercial and Residential.

(1) Includes Attempted Capital Murder, Conspiracy to Commit Capital Murder, Conspiracy to Commit Murder-Second Degree, and Criminal Attempt Murder-Second Degree.

(2) Includes Criminal Attempted Rape.

**Commitments By Offense Class**

SFY	Felonies	Misdemeanors	Total	
1998	559	256	815	
1999	489	256	745	
2000	468	276	744	**
2001	307	261	568	***
2002	327	186	513	****
2003	306	217	523	*****
2004	336	195	531	
2005	328	245	573	*****
2006	354	293	647	
<b>2007</b>	<b>359</b>	<b>260</b>	<b>622</b>	*

- \* Three (3) commitments were a result of aftercare probation.
- \*\* Six (6) commitments were a result of violation or revocation of probation.
- \*\*\* Twenty-nine (29) commitments were a result of violation or revocation of probation.
- \*\*\*\* Three (3) commitments were a result of violation or revocation of probation.
- \*\*\*\*\* Five (5) commitments were a result of violation or revocation of probation.
- \*\*\*\*\* Two (2) commitments were a result of violation or revocation of probation.



**ARKANSAS DHHS STATISTICAL REPORT  
ADJUDICATED DELINQUENTS COMMITTED  
TO YOUTH SERVICES CENTERS  
BY CATEGORY OF OFFENSE AND SEVERITY  
SFY 2007**

Offense Category	Sex	Felony							Misdemeanor					Total Offenses
		Y	A	B	C	D	U	Total	A	B	C	U	Total	
Person	Male	27	3	29	4	40	0	103	47	4	6	1	58	161
	Female	2	0	2	1	12	0	17	20	3	5	0	28	45
	Total	29	3	31	5	52	0	120	67	7	11	1	86	206
Property	Male	0	0	69	74	33	0	176	48	5	1	1	55	231
	Female	0	0	4	9	2	0	15	21	3	0	1	25	40
	Total	0	0	73	83	35	0	191	69	8	1	2	80	271
Public Order	Male	1	0	0	3	12	0	16	20	1	21	0	42	58
	Female	0	0	0	0	3	0	3	7	1	11	1	20	23
	Total	1	0	0	3	15	0	19	27	2	32	1	62	81
Drug Law Violation	Male	1	0	2	16	1	0	20	22	0	0	0	22	42
	Female	0	0	0	5	0	0	5	1	0	0	1	2	7
	Total	1	0	2	21	1	0	25	23	0	0	1	24	49
Other	Male	0	0	0	0	1	1	2	3	0	0	6	9	11
	Female	0	0	0	2	0	0	2	1	0	0	1	2	4
	Total	0	0	0	2	1	1	4	4	0	0	7	11	15
Totals	Male	29	3	100	97	87	1	317	140	10	28	8	186	503
	Female	2	0	6	17	17	0	42	50	7	16	4	77	119
	Total	31	3	106	114	104	1	359	190	17	44	12	263	622

The severity of the offense ranges from Felony classification Y being the most serious to Misdemeanor classification U being the least serious.

The three Aftercare Violations were classified under Other as Misdemeanor Classification U.

**ARKANSAS DHHS STATISTICAL REPORT  
PRIMARY OFFENSES OF ADJUDICATED DELINQUENTS  
COMMITTED TO YOUTH SERVICES CENTERS  
OFFENSE AGAINST PERSON  
SFY 2004 - 2007**

<b>Offense Classification</b>	<b>Offense Grade</b>	<b>Offense Title</b>	<b>SFY 2004</b>	<b>SFY 2005</b>	<b>SFY 2006</b>	<b>SFY 2007</b>
<b>Felony</b>	A	Attempted Aggravated Robbery	0	0	0	0
	A	Attempted Capital Murder	0	0	0	0
	A	Battery, Second Degree	0	0	0	0
	A	Carnal Abuse	1	0	0	0
	A	Criminal Attempt	3	0	1	3
	A	Sexual Abuse	0	0	0	0
	A	Sexual Assault, First Degree	0	1	1	0
	B	Abuse of Adults	0	0	0	1
	B	Battery, First Degree	1	7	1	2
	B	Carnal Abuse, First Degree	0	1	0	0
	B	Domestic Battery	0	0	1	1
	B	Hindering Apprehension	0	2	1	0
	B	Murder, Second Degree	0	0	0	0
	B	Robbery	4	8	15	12
	B	Sexual Abuse, Second Degree	0	1	0	0
	B	Sexual Assault, Second Degree	10	12	10	15
	B	Terroristic Act	2	2	1	0
	C	Domestic Battery, Second Degree	1	2	1	2
	C	Engage Child in Sex Explt - 1st Off	1	1	0	0
	C	Employ/Consent to Use Child in Sexual Performance	0	0	0	0
	C	Furnishing Prohibited Articles	0	0	1	0
	C	Incest	1	0	0	0
	C	Intimidating a Witness	1	0	0	0
	C	Negligent Homicide	0	0	0	1
	C	Sexual Abuse	0	0	0	0
	C	Sexual Abuse, First Degree	0	2	0	0
	C	Sexual Assault, Third Degree	1	0	1	2
	C	Stalking, Second Degree	0	1	0	0
	C	Trans/Dstrbtn Mat Depct Child, First Offense	0	0	0	0
	D	Aggravated Assault	8	13	12	13
	D	Aggravated Assault on Family of Household Member	2	4	1	2
	D	Aggravated Robbery	0	0	0	0
	D	Battering, Domestic - 3rd Degree	0	0	0	2
	D	Battery, Second Degree	14	13	22	14
	D	Communicating False Alarm	2	0	3	2
	D	Death Threat - School Employee or Student	0	0	1	0
	D	Domestic Battery, Second Degree	0	0	0	0
	D	Domestic Battery, Third Degree	3	0	0	0
	D	Failure to Stop After Accident W/Injury or Death	1	0	1	0
	D	Sexual Solicitation of a Child	2	1	2	1
	D	Terroristic Threatening, First Degree	20	14	23	18
	Y	Aggravated Robbery	6	9	12	15
	Y	Capital Murder	0	0	0	0
	Y	Kidnapping	0	0	0	0
	Y	Murder, First Degree	0	0	0	0
	Y	Rape	22	19	17	14
<b>Total Felony Offenses</b>			<b>106</b>	<b>113</b>	<b>128</b>	<b>120</b>

**ARKANSAS DHHS STATISTICAL REPORT  
PRIMARY OFFENSES OF ADJUDICATED DELINQUENTS  
COMMITTED TO YOUTH SERVICES CENTERS  
OFFENSE AGAINST PERSON  
SFY 2004 - 2007**

<b>Offense Classification</b>	<b>Offense Grade</b>	<b>Offense Title</b>	<b>SFY 2004</b>	<b>SFY 2005</b>	<b>SFY 2006</b>	<b>SFY 2007</b>
<b>Misdemeanor</b>	A	Assault, First Degree	3	2	5	4
	A	Assault Family or Household Member, First Degree	0	0	1	1
	A	Battery, Second Degree	0	0	0	0
	A	Battery, Third Degree	28	31	33	34
	A	Battery, Fourth Degree	0	0	0	0
	A	Communicating False Alarm	1	0	0	0
	A	Domestic Battery	0	0	0	0
	A	Domestic Battery, Third Degree	7	16	20	13
	A	Endangering Welfare of a Minor, Second Degree	0	1	0	0
	A	Negligent Homicide	0	0	0	1
	A	Sexual Abuse, Second Degree	1	0	0	1
	A	Sexual Assault, Fourth Degree	0	0	1	0
	A	Sexual Misconduct	0	0	0	0
	A	Terroristic Threatening	0	0	0	0
	A	Terroristic Threatening, Second Degree	10	10	12	13
	B	Assault Family of Household Member, Second Degree	2	0	0	3
	B	Assault, Second Degree	3	2	6	3
	B	Sexual Misconduct	1	0	0	0
	B	Terroristic Threatening, Second Degree	1	1	0	1
C	Assault, Third Degree	3	4	4	4	
C	Assault Family or Household Member, Third Degree	1	3	1	7	
C	Domestic Assault, Third Degree	0	0	0	0	
C	Domestic Battery	0	0	0	0	
U	Insult or Abuse of a Teacher	0	0	1	1	
U	Unlawful Distribution of Prescription Drugs	0	0	0	0	
U	Using Abusive Language to School Bus Driver	0	1	0	0	
<b>Total Misdemeanor Offenses</b>			<b>61</b>	<b>71</b>	<b>84</b>	<b>86</b>
<b>Total Commitments for Offense Against Person</b>			<b>167</b>	<b>184</b>	<b>212</b>	<b>206</b>

**ARKANSAS DHHS STATISTICAL REPORT  
PRIMARY OFFENSES OF ADJUDICATED DELINQUENTS  
COMMITTED TO YOUTH SERVICES CENTERS  
OFFENSE AGAINST PROPERTY  
SFY 2004 - 2007**

<b>Offense Classification</b>	<b>Offense Grade</b>		<b>SFY 2004</b>	<b>SFY 2005</b>	<b>SFY 2006</b>	<b>SFY 2007</b>
<b>Felony</b>	A	Arson	0	0	0	0
	A	Criminal Attempt	0	0	0	0
	B	Arson	0	1	2	0
	B	Burglary	0	38	7	6
	B	Criminal Attempt	1	1	0	1
	B	Forgery, First Degree	3	0	0	0
	B	Residential Burglary	56	0	36	37
	B	Robbery	0	0	0	0
	B	Theft of Services	0	0	0	0
	B	Theft of Property	24	28	24	22
	B	Theft by Receiving	8	11	5	7
	C	Arson	0	0	0	1
	C	Burglary	0	0	0	0
	C	Commercial Burglary	18	14	12	17
	C	Criminal Attempt	2	0	2	4
	C	Criminal Mischief	0	0	0	0
	C	Criminal Mischief, First Degree	15	9	13	15
	C	Defacing Objects of Public Interest>\$250	0	0	0	0
	C	Forgery	0	0	0	0
C	Forgery, Second Degree	6	6	5	6	
C	Fraudulent Use of a Credit Card	0	0	0	0	
C	Impairing the Operation of a Vital Public Facility	0	0	0	0	
C	Theft of Property	16	36	34	33	
C	Theft of Services	0	1	0	0	
C	Theft by Receiving	7	4	14	7	
D	Arson	0	0	0	1	
D	Breaking or Entering	33	26	19	27	
D	Burglary	0	0	0	0	
D	Commercial Burglary	0	0	0	0	
D	Conspiracy to Commit Commercial Burglary	0	0	0	0	
D	Criminal Attempt	1	0	2	2	
D	Criminal Attempt, Commercial Burglary	0	0	0	0	
D	Criminal Attempt, Burglary	0	0	0	0	
D	Criminal Mischief	1	1	1	1	
D	Reckless Burning	0	0	1	0	
D	Theft by Receiving	0	0	0	0	
D	Theft of Property	1	1	2	4	
Y	Arson \$100,000 or more	0	1	1	0	
<b>Total Felony Offenses</b>			<b>192</b>	<b>178</b>	<b>180</b>	<b>191</b>

**ARKANSAS DHHS STATISTICAL REPORT  
PRIMARY OFFENSES OF ADJUDICATED DELINQUENTS  
COMMITTED TO YOUTH SERVICES CENTERS  
OFFENSE AGAINST PROPERTY  
SFY 2004 - 2007**

<b>Offense Classification</b>	<b>Offense Grade</b>	<b>Offense Title</b>	<b>SFY 2004</b>	<b>SFY 2005</b>	<b>SFY 2006</b>	<b>SFY 2007</b>	
<b>Misdemeanor</b>	A	Amount of Theft	0	0	1	0	
	A	Arson less than \$500	0	0	0	2	
	A	Criminal Attempt	1	1	1	2	
	A	Criminal Impersonation	0	0	0	0	
	A	Criminal Mischief, First Degree	12	7	7	7	
	A	Criminal Mischief, Second Degree	2	2	2	3	
	A	Defacing Public Building	0	0	0	0	
	A	Fraudulent Use of a Credit Card	0	0	0	0	
	A	Shoplifting	0	3	2	3	
	A	Theft by Receiving	3	4	9	8	
	A	Theft of Motor Fuel	0	0	0	1	
	A	Theft of Property	36	48	40	39	
	A	Theft of Services	0	0	1	0	
	A	Unauthorized Use of a Vehicle	8	7	12	4	
		B	Criminal Mischief, Second Degree	1	2	5	1
		B	Criminal Mischief	0	0	0	0
		B	Criminal Trespass	3	7	10	7
		C	Criminal Mischief	0	0	0	0
		C	Criminal Trespass (Non-Occupied Structure or Vehicle)	0	0	0	0
		C	Criminal Trespass	0	1	3	1
	C	Theft by Receiving	0	0	0	0	
	U	Shoplifting	0	1	0	2	
<b>Total Misdemeanor Offenses</b>			<b>66</b>	<b>83</b>	<b>93</b>	<b>80</b>	
<b>Total Commitments for Offense Against Property</b>			<b>258</b>	<b>261</b>	<b>273</b>	<b>271</b>	

**ARKANSAS DHHS STATISTICAL REPORT  
PRIMARY OFFENSES OF ADJUDICATED DELINQUENTS  
COMMITTED TO YOUTH SERVICES CENTERS  
OFFENSE AGAINST PUBLIC ORDER  
SFY 2004 - 2007**

<b>Offense Classification</b>	<b>Offense Grade</b>	<b>Offense Title</b>	<b>SFY 2004</b>	<b>SFY 2005</b>	<b>SFY 2006</b>	<b>SFY 2007</b>
<b>Felony</b>	B	Unlawful Discharge of Firearm Veh, Second Degree	0	0	0	0
	C	Escape, First Degree	0	0	2	2
	C	Failure to Appear	0	2	1	0
	C	Fleeing	0	3	1	1
	C	Hindering Apprehension	0	0	0	0
	C	Intimidating a Witness	0	0	0	0
	D	Absconding	1	8	7	3
	D	Escape, Second Degree	1	2	6	4
	D	Fleeing	1	1	2	1
	D	Handgun Minor in Possession, Second Offense	2	0	3	1
	D	Handgun Poss. Campus Inst Higher Education	0	0	1	1
	D	Handgun Poss. Pub School Property/Bus	1	0	1	0
	D	Inciting a Riot	0	1	0	5
	D	Indecent Exposure	0	0	0	0
	D	Threatening to Cause a Catastrophe	0	0	0	0
	U	Engage In Continuous Crime Gang, Second Degree	0	0	0	0
	Y	Simulate Poss. of Drugs and Firearms	1	0	0	1
<b>Total Felony Offenses</b>			<b>7</b>	<b>17</b>	<b>24</b>	<b>19</b>
<b>Misdemeanor</b>	A	Disorderly Conduct	0	0	0	0
	A	Escape	0	0	0	0
	A	Escape, Third Degree	1	1	3	2
	A	Failure to Appear	2	4	2	1
	A	Fleeing	1	2	3	2
	A	Handgun Minor in Possession, First Offense	1	1	5	6
	A	Harassing Communications	1	0	0	0
	A	Harassment	4	0	1	3
	A	Hindering Apprehension	0	0	0	0
	A	Indecent Exposure	2	1	1	3
	A	Minor in Possession of Handgun	0	0	0	0
	A	Obstructing Governmental Operations	1	1	4	4
	A	Public Intoxication	0	0	0	0
	A	Public Sexual Indecency	1	2	2	3
	A	Refusal to Submit to Arrest	0	0	0	0
	A	Resisting Arrest	5	4	5	3
	B	Fail to Report Suspected Abuse of Adults	0	0	0	0
	B	Fleeing	1	1	0	2
	B	Prostitution, First Offense	0	0	0	0
	C	Battery, Third Degree	0	0	0	0
	C	Disorderly Conduct	16	15	35	25
	C	Fleeing	3	1	3	2
	C	Littering, First Offense	0	0	0	0
	C	Loitering	0	0	1	0
	C	Obstructing Governmental Operations	2	4	5	2
	C	Public Intoxication	1	6	1	3
	U	Contempt of Court	2	1	1	1
	U	No Driver's License	0	0	0	0
<b>Total Misdemeanor Offenses</b>			<b>44</b>	<b>44</b>	<b>72</b>	<b>62</b>
<b>Total Commitments for Offense Against Public Order</b>			<b>51</b>	<b>61</b>	<b>96</b>	<b>81</b>

**ARKANSAS DHHS STATISTICAL REPORT  
PRIMARY OFFENSES OF ADJUDICATED DELINQUENTS  
COMMITTED TO YOUTH SERVICES CENTERS  
DRUG LAW VIOLATIONS  
SFY 2004 - 2007**

<b>Offense Classification</b>	<b>Offense Grade</b>	<b>Offense Title</b>	<b>SFY 2004</b>	<b>SFY 2005</b>	<b>SFY 2006</b>	<b>SFY 2007</b>
<b>Felony</b>	A	Conspiracy to Manufacture Controlled Substance	0	0	0	0
	A	Delivery of Controlled Substance	0	0	0	0
	B	Deliver Drug Paraphernalia to anyone < 18	0	0	0	0
	B	Maintain Drug Premises Near Drug Free Zone	0	0	0	1
	B	Manf Etc Controlled Substance, Sch I, II, III	1	0	5	0
	B	Possession of a Counterfeit Substance	0	0	0	0
	B	Possession of a Counterfeit Substance (Intent to Deliver)	1	0	0	0
	B	Possession, Etc Counterfeit Subt with Intent SCH I, II	0	0	0	1
	C	Delivery of a Controlled Substance	0	0	0	0
	C	Delivery, Possession, Manufacture, Etc. Drug Paraphernalia	0	3	1	1
	C	Manufacture, Delivery, Possession Marijuana < 10 pounds	0	0	0	1
	C	Manufacture, Etc. Controlled Substance, Sch IV, V	1	1	1	4
	C	Possession Ctrl/Cnft Sub w/o Prescription, Third Offense	2	4	4	5
	C	Possession of a Counterfeit Substance (Intent to Deliver)	3	3	2	0
	C	Possession of Controlled Substance	3	1	0	0
	C	Possession of Controlled Substance Sch I, II	0	0	3	6
	C	Possession of Drug Paraphernalia	2	0	0	0
	C	Possession of Marijuana <10 lbs	1	0	0	0
	C	Possession of Marijuana > = 10 < 100 lbs	2	0	1	0
	C	Possession of Marijuana with Intent to Deliver	0	0	0	0
	C	Possession, Etc Counterfeit Subt with Intent SCH I-V	0	0	0	4
	D	Poss. of Ctrl/Counterfeit Subs w/o Presc, Second Offense	2	2	3	0
	D	Possession of Controlled Substance (Intent to Deliver)	1	0	1	0
	D	Non-Controlled Substance Rep as Class Ctrl Substance	0	0	0	1
	U	Unlawful Poss. Depressants Stimulants	0	0	0	0
	U	Unlawful Sale Delv Depressants Stimulants	0	0	0	0
	Y	Manufactured Etc Controlled Substance ≥\$400<28gms	0	0	1	0
	Y	Manuf Etc Controlled Substance Sch 1, 11 ≥28<200g	0	2	0	0
	Y	Manuf Etc Controlled Substance Sch 1, 11	6	3	0	1
	Y	Possession of Cocaine	0	0	0	0
	Y	Possession of Cocaine With Intent to Deliver	0	0	0	0
	Y	Possession of Controlled Substance (Intent to Deliver)	0	0	0	0
Y	Manufactured, Del, Possession Controlled Subs Sch 1, 11 <28	0	0	0	0	
Y	Simultaneous Possession of Drugs & Firearms	0	0	0	0	
<b>Total Felony Offenses</b>			<b>25</b>	<b>19</b>	<b>22</b>	<b>25</b>
<b>Misdemeanor</b>	A	Delv, Poss., Manu, Etc. Drug Paraphernalia/Ctrfet Ctrl Sub	0	0	4	5
	A	Possession of a Controlled Substance on School Property	0	0	0	0
	A	Poss. of a Ctrl/Counterfeit Subs w/o Presc, First Offense	19	28	27	18
	A	Possession of a Counterfeit Substance	1	0	0	0
	A	Possession of Drug Paraphernalia	0	1	0	0
	A	Possession of a Instrument of Crime	0	0	0	0
	U	Possession of Drug Paraphernalia	0	0	0	1
<b>Total Misdemeanor Offenses</b>			<b>20</b>	<b>29</b>	<b>31</b>	<b>24</b>
<b>Total Commitments for Drug Law Violation</b>			<b>45</b>	<b>48</b>	<b>53</b>	<b>49</b>

**ARKANSAS DHHS STATISTICAL REPORT  
PRIMARY OFFENSES OF ADJUDICATED DELINQUENTS  
COMMITTED TO YOUTH SERVICES CENTERS  
OTHER OFFENSES  
SFY 2004 - 2007**

<b>Offense Classification</b>	<b>Offense Grade</b>	<b>Offense Title</b>	<b>SFY 2004</b>	<b>SFY 2005</b>	<b>SFY 2006</b>	<b>SFY 2007</b>
<b>Felony</b>	B	Arson	0	0	0	0
	B	Criminal Possession of Explosives	0	0	0	0
	B	Criminal Use of a Prohibited Weapon	0	1	0	0
	B	Furnishing a Deadly Weapon to a Minor (Gun)	0	0	0	0
	B	Residential Burglary	0	0	0	0
	B	Unlawful Discharge of Firearm	0	0	0	0
	C	Criminal Mischief	0	0	0	0
	C	Failure to Appear	0	0	0	0
	C	Interfering with Law Enforcement Officer	0	0	0	2
	D	Absconding	0	0	0	0
	D	Abuse of a Corpse	0	0	0	0
	D	Carrying a Weapon on School Property	0	0	0	0
	D	Criminal Use of a Prohibited Firearm	0	0	0	0
	D	Criminal Use of a Prohibited Weapon	0	0	0	0
	D	Criminal Use of a Prohibited Weapon, Second Degree	0	0	0	0
	D	Escape, Second Degree	0	0	0	0
	D	Filing False Report of Criminal Wrong Doing	1	0	0	0
	D	Minor in Possession of Handgun	0	0	0	0
	D	Possession of Defaced Firearm	0	0	0	0
	D	Possession of a Fireman by Certain Persons	0	0	0	0
D	Threatening a Fire or Bombing	0	0	0	1	
U	Engaging in Violent Criminal Group Activity	5	0	0	1	
<b>Total Felony Offenses</b>			<b>6</b>	<b>1</b>	<b>0</b>	<b>4</b>



**ARKANSAS DHHS STATISTICAL REPORT  
 PRIMARY OFFENSES OF ADJUDICATED DELINQUENTS  
 COMMITTED TO YOUTH SERVICES CENTERS  
 OTHER OFFENSES  
 SFY 2004 - 2007**

<b>Offense Classification</b>	<b>Offense Grade</b>	<b>Offense Title</b>	<b>SFY 2004</b>	<b>SFY 2005</b>	<b>SFY 2006</b>	<b>SFY 2007</b>	
<b>Misdemeanor</b>	A	Carrying Certain Prohibited Weapons	2	5	1	1	
	A	Communicating a False Alarm	0	0	0	0	
	A	Conspiracy to Commit Escape, Second Degree	0	0	0	0	
	A	Criminal Mischief	0	0	0	0	
	A	Cruelty to Animals	0	1	0	0	
	A	Escape, Third Degree	0	0	0	0	
	A	Failure to Appear	0	0	0	0	
	A	Filing False Rept of Crim Wrong Doing	0	1	0	0	
	A	Harassing Communications	0	0	0	0	
	A	Minor in Possession of a Handgun	0	0	0	0	
	A	Obstructing Governmental Operations	0	0	0	0	
	A	Possession of a Firearm by Certain Persons	0	1	0	0	
	A	Possession of a Instrument of Crime	1	2	5	3	
	A	Shoplifting	0	0	0	0	
	A	Threatening a Fire or Bombing	0	1	0	0	
		B	Criminal Trespass	0	0	0	0
		B	Refusal to Submit to Arrest	1	2	1	0
	C	Criminal Trespass	0	0	0	0	
	C	Disorderly Conduct	0	0	0	0	
	C	Failure to Appear	0	0	0	0	
	C	Possession of Paging Device at School	0	0	0	0	
	U	Carrying a Knife	0	0	0	0	
	U	Contempt of Court	0	0	0	0	
	U	Criminal Contempt	0	5	5	4	
	U	Purchase/Poss. Intox Liquor by Minor	0	0	1	0	
	U	Minor in Possession of Alcohol	0	0	0	0	
	U	Revocation of Probation	0	2	0	0	
	U	Aftercare Violation	0	0	0	3	
<b>Total Misdemeanor Offenses</b>			<b>4</b>	<b>20</b>	<b>13</b>	<b>11</b>	
<b>Total Commitments for Other Offenses</b>			<b>10</b>	<b>21</b>	<b>13</b>	<b>15</b>	

Source: Division of Youth Services

**ARKANSAS DHHS STATISTICAL REPORT  
NUMBER OF ADJUDICATED DELINQUENTS  
RECOMMITTED TO YOUTH SERVICES CENTERS  
SFY 2003 - 2007**

SFY	Sex	Total Commitments	Number of Prior Commitments								N/A	
			0	1	2	3	4	5	6	7+		
2003	Male	446	400	41	4	1	0	0	0	0	0	0
	Female	82	71	11	0	0	0	0	0	0	0	0
	<b>Total</b>	<b>528</b>	<b>471</b>	<b>52</b>	<b>4</b>	<b>1</b>	<b>0</b>	<b>0</b>	<b>0</b>	<b>0</b>	<b>0</b>	<b>0</b>

Recommitment Rate = 10.80%

Note: Based on commitment orders for new cases only.

2004	Male	458	438	17	3	0	0	0	0	0	0	0
	Female	73	67	6	0	0	0	0	0	0	0	0
	<b>Total</b>	<b>531</b>	<b>505</b>	<b>23</b>	<b>3</b>	<b>0</b>	<b>0</b>	<b>0</b>	<b>0</b>	<b>0</b>	<b>0</b>	<b>0</b>

Recommitment Rate = 4.89%

Note: Based on commitment orders for new cases only.

2005	Male	476	429	42	5	0	0	0	0	0	0	0
	Female	99	96	2	1	0	0	0	0	0	0	0
	<b>Total</b>	<b>575</b>	<b>525</b>	<b>44</b>	<b>6</b>	<b>0</b>	<b>0</b>	<b>0</b>	<b>0</b>	<b>0</b>	<b>0</b>	<b>0</b>

Recommitment Rate = 8.69%

Note: Based on commitment orders for new cases only.

2006	Male	519	417	69	19	11	3	0	0	0	0	0
	Female	128	100	18	4	4	2	0	0	0	0	0
	<b>Total</b>	<b>647</b>	<b>517</b>	<b>87</b>	<b>23</b>	<b>15</b>	<b>5</b>	<b>0</b>	<b>0</b>	<b>0</b>	<b>0</b>	<b>0</b>

Recommitment Rate = 20%

Note: Based on all new commitment orders regardless of case.

2007	Male	503	393	82	21	6	1	0	0	0	0	0
	Female	119	92	20	6	0	1	0	0	0	0	0
	<b>Total</b>	<b>622</b>	<b>485</b>	<b>102</b>	<b>27</b>	<b>6</b>	<b>2</b>	<b>0</b>	<b>0</b>	<b>0</b>	<b>0</b>	<b>0</b>

Recommitment Rate = 22%

Note: Based on all new commitment orders regardless of case.

**ARKANSAS DHHS STATISTICAL REPORT  
NUMBER OF JUVENILES REFERRED  
TO ALTERNATE PLACEMENT FACILITIES  
SFY 2007**

<b>Facility</b>	<b>Number of Placements</b>		
	<b>Male</b>	<b>Female</b>	<b>Total</b>
Arkansas State Hospital	11	0	11
BHC - Pinnacle Point Hospital	2	0	2
Centers for Youth and Families/Psych	4	3	7
Consolidated Youth Services - CYS/ASAP	14	0	14
Living Hope	42	26	68
Millcreek of Arkansas	12	5	17
Piney Ridge	5	0	5
Rivendell Behavioral Health Services	53	39	92
South Arkansas Youth Services, Inc.	39	0	39
South Arkansas Youth Services, Inc. for Girls	0	38	38
Vera Lloyd	24	15	39
Youth Bridge, Inc. (YB/SAT)	27	0	27
Youth Bridge Inc. (YBTH)	40	0	40
Youth Home, Inc.	4	0	4
<b>Total</b>	<b>277</b>	<b>126</b>	<b>403</b>

**Average Length-of-Stay of Adjudicated Delinquents\***

A. Juvenile Correctional Facilities	117 days
B. Juvenile Treatment Centers	216 days
C. Specialized Placements	208 days
D. Juvenile Detention Centers	27 days

\*Represents the length of time at the listed location and not the length of time since commitment to DYS.

**Number of Adjudicated Delinquents Admitted  
to Serious Offender Programs**

<b>Serious Offender Program</b>	<b>Number of Admissions</b>	
	<b>Male</b>	<b>Female</b>
Alexander Juvenile Correctional Facility (JUMP)	24	0
Colt Juvenile Treatment Center	46	0
Dermott Juvenile Correctional Facility (18-21)	49	0
Dermott Juvenile Treatment Center	67	0
Harrisburg Juvenile Treatment Center	68	0
Lewisville Juvenile Treatment Center	65	0
Mansfield Juvenile Treatment Center	62	0
Mansfield Juvenile Treatment Center for Girls	0	62
<b>Total</b>	<b>381</b>	<b>62</b>

**ARKANSAS DHHS STATISTICAL REPORT  
COMMUNITY-BASED YOUTH SERVICES PROGRAMS  
SFY 2007**

The Community-based program network consists of 13 privately-operated non-profit organizations for SFY 2007. The division contracts with these programs to provide residential and non-residential services to youth up to the age of 21 who are adjudicated delinquents, members of "families in need of service", or youth at risk (youth who exhibit behavior that, if continued, would bring them into contact with the juvenile justice system).

**COMMUNITY-BASED PROGRAM INTAKES  
BY PROVIDER BY GENDER**

<b>Provider</b>	<b>Males</b>	<b>Females</b>	<b>Total</b>
Comprehensive Juvenile Services	411	169	580
Consolidated Youth Services	391	207	598
Conway County Community Services	679	391	1,070
Counseling Clinic	691	617	1,308
East Arkansas Youth Services, Inc.	172	75	247
Health Resources of Arkansas, Inc.	240	125	365
Ouachita Children's Center, Inc.	233	141	374
Phoenix Youth and Family Services	224	92	316
Professional Counseling Associates	79	56	135
South Arkansas Youth Services	167	98	265
Southwest AR Counseling and Mental Health Center	297	99	396
United Family Services, Inc.	827	397	1,224
Youth Bridge, Inc.	549	273	822
<b>TOTAL</b>	<b>4,960</b>	<b>2,740</b>	<b>7,700</b>

**ARKANSAS DHHS STATISTICAL REPORT  
COMMUNITY-BASED INTAKES  
BY AGE  
SFY 2007**

Program	AGE							Total Intakes
	12 & Younger	13	14	15	16	17	18 & Older	
Comprehensive Juvenile Services	48	56	84	127	145	108	12	580
Consolidated Youth Services	60	40	81	114	147	147	9	598
Conway County Community Services	108	77	165	218	254	212	36	1,070
Counseling Clinic	166	115	191	234	287	269	46	1,308
East Arkansas Youth Services, Inc.	13	16	34	51	75	56	2	247
Health Resources of Arkansas, Inc.	30	31	53	70	89	85	7	365
Ouachita Children's Center	37	39	56	81	85	70	6	374
Phoenix Youth and Family Services	26	19	58	78	74	57	4	316
Professional Counseling Associates	13	14	27	21	31	26	3	135
South Arkansas Youth Services	6	15	43	78	69	44	10	265
Southwest AR Counseling and Mental Health	36	42	70	83	80	74	11	396
United Family Services	98	90	166	255	324	254	37	1,224
Youth Bridge, Inc.	41	56	107	184	226	186	22	822
<b>TOTAL</b>	<b>682</b>	<b>610</b>	<b>1,135</b>	<b>1,594</b>	<b>1,886</b>	<b>1,588</b>	<b>205</b>	<b>7,700</b>

**ARKANSAS DHHS STATISTICAL REPORT  
INTERSTATE COMPACT ON JUVENILES  
SFY 2007**

The Interstate Compact on Juveniles (ICJ) was designed primarily for cases involving out-of-state runaways, escapees and absconders, and for the supervision of juveniles who have been adjudicated delinquent. It provides legal procedures for the return of runaways and makes it possible to place a juvenile on probation or parole in a state other than the one where the offense was committed with the assurance of supervision by the appropriate agencies of the state in which he is placed.

Requests for Home Evaluation/Supervision Sent by Arkansas to Other States	<b>156</b>
Probation Referrals	123
Parole Referrals	33
Requests for Home Evaluation/Supervision Received by Arkansas from Other States	<b>138</b>
Probation Referrals	111
Parole Referrals	27
Number of Runaways Returned (Non-Delinquent Youth)	<b>67</b>
Number of Escapees (Youth Committed to Facility)	<b>2</b>
Number of Absconders (Youth on Probation or Parole)	<b>42</b>