

**DIVISION OF**

**YOUTH**

**SERVICES**

- **Division of Youth Services (DYS)**

- [Introduction](#)
- Providers, Contractors, and Programs
  - [Community Based Programs and Services Providers](#)
  - [Specialized Services Contractors](#)
  - [Substance Abuse Treatment Contractors](#)
  - [Serious Offender Programs](#)
- [Juvenile Justice and Delinquency Prevention \(JJDP\)](#)
  - [JJDP Title II Formula Grants](#)
  - [JJDP Title V Grants](#)
- Commitments to Youth Services Centers
  - [By County \(State Map\)](#)
  - [By Judicial District](#)
  - [By Age, Gender and Race](#)
  - [Adjudicated Delinquents Committed to Youth Services Centers by Most Serious Felony](#)
  - [Commitments to Offense Class](#)
  - [Adjudicated Delinquents Committed to Youth Services Centers by Category of Offense](#)
  - [Primary Offenses of Adjudicated Delinquents Committed to Youth Services Centers](#)
    - [Offense Against Person \(Felony\)](#)
    - [Offense Against Person \(Misdemeanor\)](#)
    - [Offense Against Property \(Felony\)](#)
    - [Offense Against Property \(Misdemeanor\)](#)
    - [Offense Against Public Order \(Felony\)](#)
    - [Offense Against Public Order \(Misdemeanor\)](#)
    - [Drug Law Violations \(Felony\)](#)
    - [Drug Law Violations \(Misdemeanor\)](#)
    - [Other Offenses \(Felony\)](#)
    - [Other Offenses \(Misdemeanor\)](#)
  - [Number of Adjudicated Delinquents Recommitted to Youth Services Centers](#)
- [Number of Juveniles Referred to Alternate Placement Facilities](#)
  - [Average Length-of-Stay of Adjudicated Delinquents](#)
  - [Number of Adjudicated Delinquents Admitted to Serious Offender Programs](#)
- [Community Based Youth Services Programs](#)
  - [Intakes by Provider By Gender](#)
  - [Intakes by Provider By Age](#)
- [Interstate Compact on Juveniles](#)



**ARKANSAS DHHS STATISTICAL REPORT  
DIVISION OF YOUTH SERVICES  
INTRODUCTION  
SFY 2006**

**Mission**

The Division of Youth Services (DYS) provides in a manner consistent with public safety, a system of high quality programs to address the needs of the juveniles who come in contact with, or are at risk of coming into contact with the juvenile justice system. To accomplish this mission DHS will:

1. Provide safe, secure, and effective individual treatment for juveniles to enhance integration back into society with the life skills that promote a crime-free productive life style.
2. Provide a forum for coordination, collaboration, and improvement of the juvenile justice system continuum.
3. Provide effective community-based early intervention, prevention, diversion and community reentry programs.

**Historic Overview of DHS**

Act 199 of 1905 established the first reform schools in Arkansas in Little Rock and Alexander, respectively.

Act 67 of 1917, the Arkansas Boys' Reform School was relocated to Pine Bluff.

Act 60 of 1937 established two additional "training" schools at Wrightsville and Fargo.

In 1968, the Department for Rehabilitative Services was assigned responsibility to administer "training" schools. The Benton Services Center was opened and controlled the diagnosis and intake responsibilities regarding the youth committed to state custody.

In 1971, Act 38 established the Department of Social and Rehabilitative Services (SRS), a fore-runner to the current Department of Health and Human Services. The Office of Juvenile Services was placed under the direction of the Director of SRS. In 1977, the Division of Youth Services was formally created as a division within the present Department of Health and Human Services (DHHS).

In 1985, Act 348 merged the Division of Youth Services with the Division of Children and Family Services until Act 1296 of 1993 reestablished DHS as an independent division [within DHHS]. The Division of Youth Services (DYS) was authorized by Act 1296 to be "devoted entirely to handling the problems of youths involved in the juvenile justice system." DHS became operational in October 1993 and is responsible for client-specific programming and individual treatment programs, serious offender programs for violent youth offenders, providing alternative community-based programming, and other services specified directly by Act 1296.

# **ARKANSAS DHHS STATISTICAL REPORT**

## **DIVISION OF YOUTH SERVICES**

### **SFY 2006**

In SFY 2006, the Division of Youth Services contracted with Community Based Providers (CBP) for the following services: Targeted Casework Management, Therapy, Diagnosis and Evaluation, Intensive Casework Management, Intensive Casework Management-Serious Offender, Interstate Compact, Emergency Shelter and Residential Treatment. In addition, the Community Based Providers provided sanction services that included Restorative Justice, Intensive Supervision and Tracking, Compliance Monitoring, Drug Screening, Day Services Level I, Day Services Level II, and Crisis Residential Treatment. Funding for community/based services was allocated to each judicial district, with one contractor servicing each district. The providers in each district conducted a needs survey in order to provide the services most beneficial to the youth in their individual areas. Aftercare services were provided in accordance with ACT 1222, with quarterly reports submitted to the Legislative Committee on Children and Youth.

The Division also contracts for Specialized Services including: Therapeutic Group Home Services, Comprehensive Residential Treatment Services in Psychiatric facilities, Sex Offender Treatment Services, Socialization/Recreation Services, Therapeutic Foster Care, and Diagnosis, Evaluation and Therapy. Six Serious Offender Programs, four with 30 beds, one with 26, and one with 27 beds, have contracts with DYS.

The Residential Facilities programs had direct expenses in the amount of \$20,746,873. The Community Based programs had direct expenses in the amount of \$16,189,709. The Residential Treatment programs had direct expenses in the amount of \$3,612,626. Total funding was \$40,549,208.

#### **Community Based Programs and Services Providers**

Comprehensive Juvenile Services - Fort Smith  
Consolidated Youth Services - Jonesboro  
Conway County Community Services, Inc. - Morrilton  
Counseling Clinic - Benton  
East Arkansas Youth Services, Inc. - Marion  
Health Resources of Arkansas, Inc. - Batesville  
Ouachita Children's Center - Hot Springs  
Phoenix Youth and Family Services - Crossett  
Professional Counseling Associates - Lonoke  
South Arkansas Youth Services, Inc. - Magnolia  
Southwest Arkansas Counseling & Mental Health Center - Texarkana  
United Family Services, Inc. - Pine Bluff  
Youth Bridge, Inc. - Fayetteville

#### **Specialized Services Contractors**

Arkansas State Hospital Unit, ASH - Little Rock  
Centers for Youth and Families - Little Rock  
Consolidated Youth Services - Jonesboro  
Living Hope Southwest Medical Services - Texarkana  
Habilitation Services, Inc., dba Millcreek of Arkansas - Fordyce  
Piney Ridge - Fayetteville  
Rivendell Behavior Health Services - Benton  
South Arkansas Youth Services, Inc. - Magnolia  
Treatment Homes, Inc. - Little Rock  
Vera Lloyd - Little Rock  
Youth Bridge Therapeutic Group Home - Fayetteville  
Youth Home - Little Rock

#### **Substance Abuse Treatment Contractors**

All contractors are responsible for providing substance abuse treatment pursuant to their contract.

**ARKANSAS DHHS STATISTICAL REPORT  
DIVISION OF YOUTH SERVICES  
SFY 2006**

**Serious Offender Programs**

Alexander Juvenile Correctional Facility (JUMP)  
Colt Juvenile Treatment Center  
Harrisburg Juvenile Treatment Center  
Mansfield Juvenile Treatment Center  
Mansfield Juvenile Treatment Center for Girls  
Dermott Juvenile Treatment Center  
Dermott Juvenile Correctional Facility  
Lewisville Juvenile Treatment Center

**Juvenile Justice and Delinquency Prevention (JJDP)**

The Arkansas Coalition for Juvenile Justice (ACJJ), which is appointed by the governor, participates in the development and review of the State Plan prior to implementation and is afforded the opportunity to review and comment on all juvenile justice and delinquency grant applications. In 2005 and 2006, the primary goal of the ACJJ and DYS was disproportionate minority contact, as well as, the removal of juveniles from adult jails and lockups assuring that those who needed detention were held in appropriate facilities. To accomplish this, the ACJJ recommended and the Division of Youth Services approved Title II Funds to eight agencies/organizations.

Of the nine subgrants, two sub grants offer Gender Specific Services. Two subgrants offer Disproportionate Minority Contact Services (DMC) with the goal of reducing over representation of minority youth along the entire continuum of the juvenile justice system. Four subgrants provide alternatives to the de-institutionalization of status offenders. One subgrant is Mental Health aimed at addressing mental health issues of juvenile. Two Gender Specific services for girls. These subgrants continued from last fiscal year are listed below.

**JJDP Title II Formula Grants**

<b>Subgrantee</b>	<b>County</b>	<b>Type of Service</b>	<b># Of Clients Served</b>	<b>Counties Served</b>	<b>Subgrant Period</b>
Life Strategies	Crittenden	Mental Health (MH)	30	Crittenden	03/01/05 - 06/30/06
Turrell School District	Crittenden	DMC	150	Crittenden	03/01/05 - 06/30/06
United Family	Jefferson	DMC	131	11th East & West Judicial District	03/01/05 - 06/30/06
Baxter Co. Juvenile Services	Baxter	De-institutionalization of Status Offender (DSO)	78	Baxter	03/01/05 - 06/30/06
Columbia County	Columbia	DSO	25	Columbia	03/01/05 - 06/30/06
East Arkansas Youth Services	Crittenden	DSO	89	Crittenden	03/01/05 - 06/30/06
Youth Home, Inc.	Pulaski	GS	25	Pulaski	03/01/05 - 06/30/06
Boys & Girls Club of ElDorado	Miller	GS	155	Miller	03/01/05 - 06/30/06
Pulaski County	Pulaski	DSO	12	Pulaski	03/01/05 - 06/30/06

**JJDP Title V Formula Grants**

There were no Title V Grants issued this State Fiscal Year.

# ARKANSAS DHHS STATISTICAL REPORT

## COMMITMENTS TO YOUTH SERVICES CENTERS\*

### SFY 2006



Total Number of Commitments: 647

\* In the previous fiscal years the commitments were calculated using new cases opened during the year. For FY06, all commitments were counted even if one juvenile received one additional new commitment order or more in the same case. Each was counted as a new commitment.

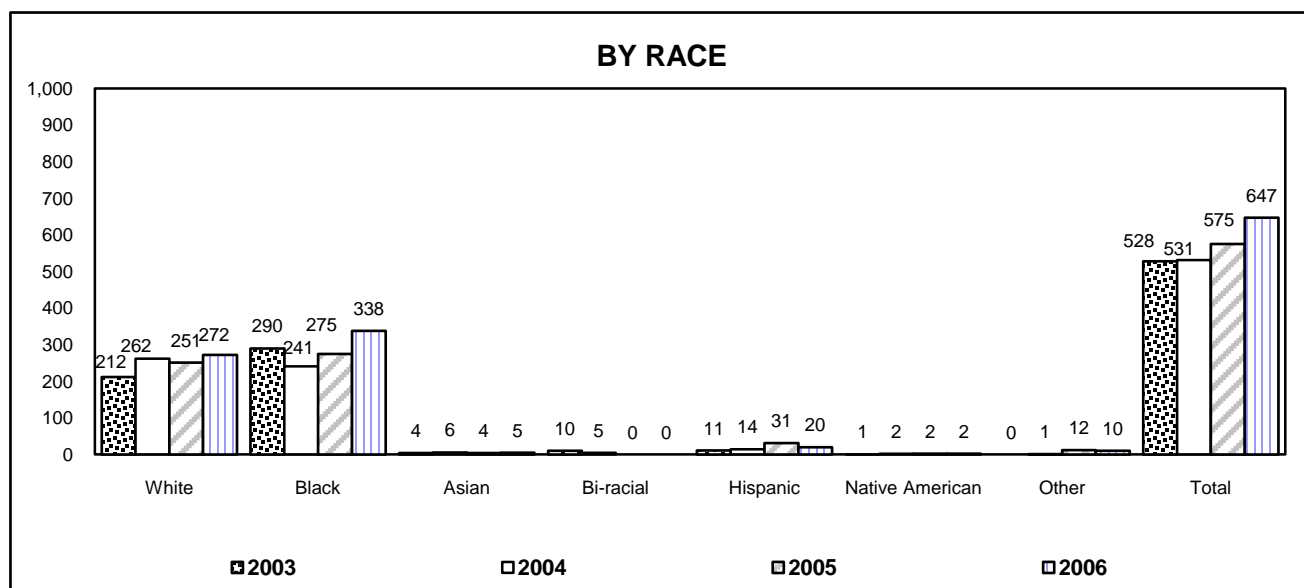
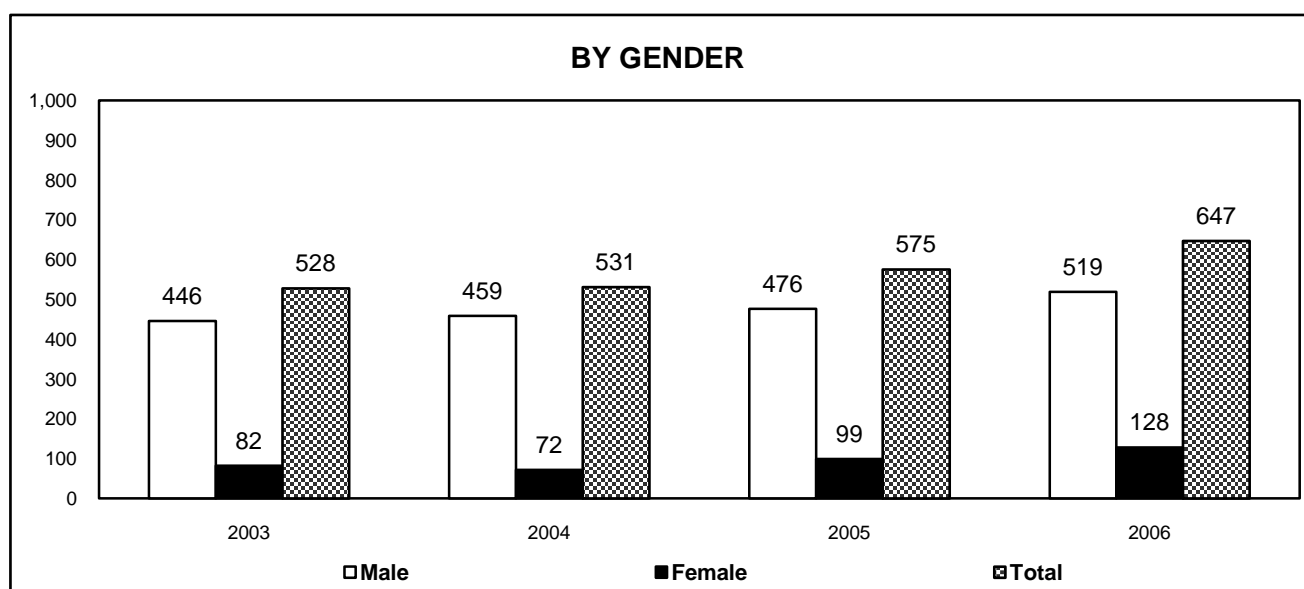
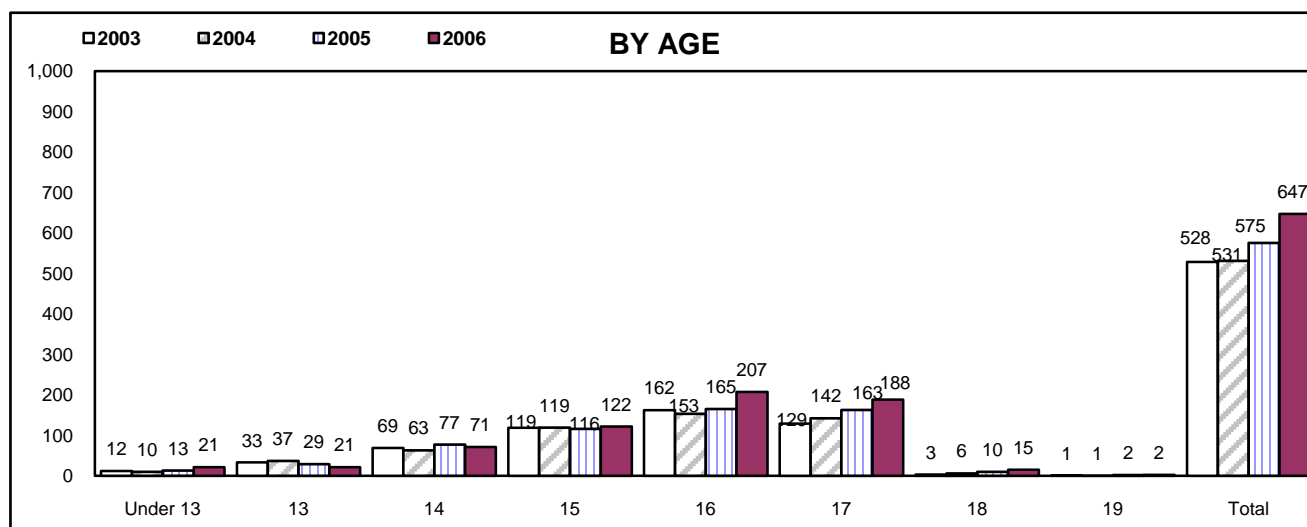
**ARKANSAS DHHS STATISTICAL REPORT  
COMMITMENTS TO YOUTH SERVICES CENTERS  
BY JUDICIAL DISTRICT  
SFY 2006**

Judicial District	Committing County	Number of Commitments		Judicial District	Committing County	Number of Commitments		
		By County	District Total			By County	District Total	
1st	Cross	0		11th East	Arkansas	14	14	
	Lee	0		11th West	Jefferson	8		
	Monroe	4			Lincoln	0	8	
	Phillips	3			12th	Sebastian	28	28
	St. Francis	8						
	Woodruff	1	16					
2nd	Clay	5		13th	Calhoun	1		
	Craighead	17			Cleveland	0		
	Crittenden	16			Columbia	21		
	Greene	3			Dallas	2		
	Mississippi	21			Ouachita	7		
	Poinsett	1	63		Union	18	49	
3rd	Jackson	1		14th	Baxter	3		
	Lawrence	0			Boone	1		
	Randolph	0			Marion	0		
	Sharp	2	3		Newton	0	4	
4th	Madison	0		15th	Conway	4		
	Washington	35	35		Logan	5		
5th	Franklin	4			Scott	2		
	Johnson	3			Yell	4	15	
	Pope	6	13	16th	Cleburne	1		
6th	Perry	1			Fulton	1		
	Pulaski	177	178		Independence	5		
7th	Grant	8			Izard	1		
	Hot Spring	12	20		Stone	0	8	
8th	Hempstead	20		17th East	Prairie	1		
	Lafayette	5			White	4	5	
	Miller	11		18th East	Garland	21	21	
	Nevada	4	40		18th West	Montgomery	0	
9th East	Clark	9	9	Polk		0	0	
	9th West	Howard	7		19th East	Carroll	5	5
Little River		4		19th West		Benton	32	32
Pike		1			20th	Faulkner	17	
Sevier		2	14	Searcy		1		
10th	Ashley	1		Van Buren		1	19	
	Bradley	3		21st	Crawford	9	9	
	Chicot	4			22nd	Saline	20	20
	Desha	3		23rd		Lonoke	7	7
	Drew	1	12					
TOTAL *						647	647	

\* Based on actual commitment orders regardless of case



# **ARKANSAS DHHS STATISTICAL REPORT YOUTH SERVICES CENTER COMMITMENTS SFY 2003 - 2006**



**ARKANSAS DHHS STATISTICAL REPORT  
ADJUDICATED DELINQUENTS COMMITTED  
TO YOUTH SERVICES CENTERS  
BY MOST SERIOUS FELONY OFFENSES  
SFY 1997 to 2006**

Felony Offense	Fiscal Year									
	1997	1998	1999	2000	2001	2002	2003	2004	2005	2006
Arson	3	3	4	1	2	8	3	0	2	3
Battery, First Degree	5	3	5	4	1	3	5	1	7	1
Burglary (d)	146	158	119	108	59	91	70	74	52	55
Kidnapping	0	1	0	0	0	1	0	0	0	0
Murder (a) (1)	1	1	4	2	0	0	0	0	0	0
Rape (2)	11	10	16	16	17	15	17	22	19	17
Robbery (b)	57	31	25	12	4	8	9	4	17	15
Total Commitments of Selected Offenses	223	207	173	143	83	126	104	101	97	91
Total Commitments of All Offenses (c)	808	815	745	750	597	516	528	531	575	647

(a) Includes Capital, First Degree and Second Degree Murder.

(b) Includes Aggravated Robbery and Robbery.

(c) Includes Commitments for "Evaluation Only".

(d) Includes Burglary Commercial and Residential.

(1) Includes Attempted Capital Murder, Conspiracy to Commit Capital Murder, Conspiracy to Commit Murder-Second Degree, and Criminal Attempt Murder-Second Degree.

(2) Includes Criminal Attempted Rape.

**Commitments By Offense Class**

SFY	Felonies	Misdemeanors	Total	
1997	561	247	808	
1998	559	256	815	
1999	489	256	745	
2000	468	276	744	**
2001	307	261	568	***
2002	327	186	513	****
2003	306	217	523	*****
2004	336	195	531	
2005	328	245	573	*****
2006	354	293	647	

\* The detail for seven (7) commitments as to felony or misdemeanor was unknown.

\*\* Six (6) commitments were a result of violation or revocation of probation.

\*\*\* Twenty-nine (29) commitments were a result of violation or revocation of probation.

\*\*\*\* Three (3) commitments were a result of violation or revocation of probation.

\*\*\*\*\* Five (5) commitments were a result of violation or revocation of probation.

\*\*\*\*\* Two (2) commitments were a result of violation or revocation of probation.

**ARKANSAS DHHS STATISTICAL REPORT  
ADJUDICATED DELINQUENTS COMMITTED  
TO YOUTH SERVICES CENTERS  
BY CATEGORY OF OFFENSE AND SEVERITY  
SFY 2006**

Offense Category	Sex	Felony							Misdemeanor					Total Offenses
		Y	A	B	C	D	U	Total	A	B	C	U	Total	
Person	Male	28	2	24	3	51	0	108	49	3	4	1	57	165
	Female	1	0	5	0	14	0	20	23	3	1	0	27	47
	Total	29	2	29	3	65	0	128	72	6	5	1	84	212
Property	Male	1	0	70	68	24	0	163	55	10	1	0	66	229
	Female	0	0	4	12	1	0	17	20	5	2	0	27	44
	Total	1	0	74	80	25	0	180	75	15	3	0	93	273
Public Order	Male	0	0	0	3	13	0	16	22	0	29	1	52	68
	Female	0	0	0	1	7	0	8	4	0	16	0	20	28
	Total	0	0	0	4	20	0	24	26	0	45	1	72	96
Drug Law Violation	Male	1	0	5	9	4	0	19	29	0	0	0	29	48
	Female	0	0	0	3	0	0	3	2	0	0	0	2	5
	Total	1	0	5	12	4	0	22	31	0	0	0	31	53
Other	Male	0	0	0	0	0	0	0	5	1	0	3	9	9
	Female	0	0	0	0	0	0	0	1	0	0	3	4	4
	Total	0	0	0	0	0	0	0	6	1	0	6	13	13
Totals	Male	30	2	99	83	92	0	306	160	14	34	5	213	519
	Female	1	0	9	16	22	0	48	50	8	19	3	80	128
	Total	31	2	108	99	114	0	354	210	22	53	8	293	647

The severity of the offense ranges from Felony classification Y being the most serious to Misdemeanor classification U being the least serious.

**ARKANSAS DHHS STATISTICAL REPORT**  
**PRIMARY OFFENSES OF ADJUDICATED DELINQUENTS**  
**COMMITTED TO YOUTH SERVICES CENTERS**  
**OFFENSE AGAINST PERSON**  
**SFY 2003 - 2006**

Offense Classification	Offense Grade	Offense Title	2003	2004	2005	2006
<b>Felony</b>	A	Carnal Abuse	1	1	0	0
	A	Criminal Attempt	5	3	0	1
	A	Sexual Assault, First Degree	0	0	1	1
	B	Battery, First Degree	5	1	7	1
	B	Carnal Abuse, First Degree	0	0	1	0
	B	Domestic Battery	0	0	0	1
	B	Hindering Apprehension	0	0	2	1
	B	Robbery	9	4	8	15
	B	Sexual Abuse, Second Degree	2	0	1	0
	B	Sexual Assault, Second Degree	5	10	12	10
	B	Terroristic Act	1	2	2	1
	C	Domestic Battery, Second Degree	1	1	2	1
	C	Engage Child in Sex Explct - 1st Off	0	1	1	0
	C	Furnishing Prohibited Articles	0	0	0	1
	C	Incest	0	1	0	0
	C	Intimidating a Witness	0	1	0	0
	C	Manslaughter	0	0	0	0
	C	Sexual Abuse, First Degree	4	0	2	0
	C	Sexual Assault, Third Degree	0	1	0	1
	C	Stalking, Second Degree	0	0	1	0
	D	Aggravated Assault	8	8	13	12
	D	Aggravated Assault on Family of Household Member	1	2	4	1
	D	Battery, Second Degree	15	14	13	22
	D	Communicating False Alarm	1	2	0	3
	D	Death Threat - School Employee or Student	0	0	0	1
	D	Domestic Battery, Second Degree	1	0	0	0
	D	Domestic Battery, Third Degree	0	3	0	0
	D	Failure to Stop After Accident W/Injury or Death	0	1	0	1
	D	Negligent Homicide	0	0	0	0
	D	Sexual Solicitation of a Child	3	2	1	2
	D	Terroristic Threatening, First Degree	16	20	14	23
	Y	Aggravated Robbery	9	6	9	12
	Y	Rape	17	22	19	17
<b>Total Felony Offenses</b>			<b>104</b>	<b>106</b>	<b>113</b>	<b>128</b>

**ARKANSAS DHHS STATISTICAL REPORT  
PRIMARY OFFENSES OF ADJUDICATED DELINQUENTS  
COMMITTED TO YOUTH SERVICES CENTERS  
OFFENSE AGAINST PERSON  
SFY 2003 - 2006**

Offense Classification	Offense Grade	Offense Title	SFY 2003	SFY 2004	SFY 2005	SFY 2006
<b>Misdemeanor</b>	A	Assault, First Degree	4	3	2	5
	A	Assault Family or Household Member, First Degree	0	0	0	1
	A	Battery, Third Degree	28	28	31	33
	A	Communicating False Alarm	1	1	0	0
	A	Domestic Battery, Third Degree	5	7	16	20
	A	Endangering Welfare of a Minor, Second Degree	0	0	1	0
	A	Sexual Abuse, Second Degree	1	1	0	0
	A	Sexual Assault, Fourth Degree	0	0	0	1
	A	Sexual Misconduct	1	0	0	0
	A	Terroristic Threatening, Second Degree	17	10	10	12
	B	Assault, Second Degree	2	3	2	6
	B	Sexual Misconduct	0	1	0	0
	B	Assault Family of Household Member, Second Degree	3	2	0	0
	B	Terroristic Threatening, Second Degree	0	1	1	0
	C	Assault, Third Degree	2	3	4	4
	C	Assault Family or Household Member, Third Degree	1	1	3	1
	U	Insult or Abuse of a Teacher	0	0	0	1
	U	Using Abusive Language to School Bus Driver	0	0	1	0
<b>Total Misdemeanor Offenses</b>			<b>65</b>	<b>61</b>	<b>71</b>	<b>84</b>
<b>Total Commitments for Offense Against Person</b>			<b>169</b>	<b>167</b>	<b>184</b>	<b>212</b>

**ARKANSAS DHHS STATISTICAL REPORT  
PRIMARY OFFENSES OF ADJUDICATED DELINQUENTS  
COMMITTED TO YOUTH SERVICES CENTERS  
OFFENSE AGAINST PROPERTY  
SFY 2003 - 2006**

Offense Classification	Offense Grade	Offense Title	SFY 2003	SFY 2004	SFY 2005	SFY 2006
<b>Felony</b>	B	Arson	2	0	1	2
	B	Burglary	1	0	38	7
	B	Criminal Attempt	0	1	1	0
	B	Forgery, First Degree	1	3	0	0
	B	Residential Burglary	55	56	0	36
	B	Theft of Property	27	24	28	24
	B	Theft by Receiving	9	8	11	5
	C	Commercial Burglary	14	18	14	12
	C	Criminal Attempt	5	2	0	2
	C	Criminal Mischief, First Degree	6	15	9	13
	C	Forgery, Second Degree	4	6	6	5
	C	Fraudulent Use of a Credit Card	2	0	0	0
	C	Theft of Property	15	16	36	34
	C	Theft of Services	1	0	1	0
	C	Theft by Receiving	7	7	4	14
	D	Breaking or Entering	22	33	26	19
	D	Criminal Attempt	0	1	0	2
	D	Criminal Mischief	3	1	1	1
	D	Reckless Burning	0	0	0	1
	D	Theft of Property	0	1	1	2
	Y	Arson \$100,000 or more	1	0	1	1
<b>Total Felony Offenses</b>			<b>175</b>	<b>192</b>	<b>178</b>	<b>180</b>

**ARKANSAS DHHS STATISTICAL REPORT  
PRIMARY OFFENSES OF ADJUDICATED DELINQUENTS  
COMMITTED TO YOUTH SERVICES CENTERS  
OFFENSE AGAINST PROPERTY  
SFY 2003 - 2006**

Offense Classification	Offense Grade	Offense Title	SFY 2003	SFY 2004	SFY 2005	SFY 2006
<b>Misdemeanor</b>	A	Consolidation of Offenses, shoplifting presumption, Amt of Theft	1	0	0	1
	A	Criminal Attempt	1	1	1	1
	A	Criminal Mischief, First Degree	6	12	7	7
	A	Criminal Mischief, Second Degree	0	2	2	2
	A	Defacing Public Building	1	0	0	0
	A	Fraudulent Use of a Credit Card	1	0	0	0
	A	Shoplifting	0	0	3	2
	A	Theft of Property	36	36	48	40
	A	Theft by Receiving	3	3	4	9
	A	Theft of Services	1	0	0	1
	A	Unauthorized Use of a Vehicle	5	8	7	12
	B	Criminal Mischief, Second Degree	0	1	2	5
	B	Criminal Mischief	2	0	0	0
	B	Criminal Trespass	4	3	7	10
	C	Criminal Trespass	3	0	1	3
	U	Shoplifting	5	0	1	0
<b>Total Misdemeanor Offenses</b>			<b>69</b>	<b>66</b>	<b>83</b>	<b>93</b>
<b>Total Commitments for Offense Against Property</b>			<b>244</b>	<b>258</b>	<b>261</b>	<b>273</b>

**ARKANSAS DHHS STATISTICAL REPORT**  
**PRIMARY OFFENSES OF ADJUDICATED DELINQUENTS**  
**COMMITTED TO YOUTH SERVICES CENTERS**  
**OFFENSE AGAINST PUBLIC ORDER**  
**SFY 2003 - 2006**

Offense Classification	Offense Grade	Offense Title	SFY 2003	SFY 2004	SFY 2005	SFY 2006
<b>Felony</b>	C	Escape, First Degree	0	0	0	2
	C	Failure to Appear	1	0	2	1
	C	Fleeing	1	0	3	1
	D	Absconding	3	1	8	7
	D	Escape, Second Degree	2	1	2	6
	D	Fleeing	1	1	1	2
	D	Handgun Poss on Campus of Institute Higher Education	0	0	0	1
	D	Handgun Possession on Public School Property or Bus	0	1	0	1
	D	Handgun Minor in Possession, Second Offense	1	2	0	3
	D	Inciting a Riot	0	0	1	0
	Y	Simultaneous Possession of Drugs and Firearms	1	1	0	0
<b>Total Felony Offenses</b>			<b>10</b>	<b>7</b>	<b>17</b>	<b>24</b>
<b>Misdemeanor</b>	A	Escape, Third Degree	1	1	1	3
	A	Failure to Appear	3	2	4	2
	A	Fleeing	4	1	2	3
	A	Handgun Minor in Possession, First Offense	2	1	1	5
	A	Harassing Communications	1	1	0	0
	A	Harassment	2	4	0	1
	A	Hindering Apprehension	1	0	0	0
	A	Indecent Exposure	0	2	1	1
	A	Obstructing Governmental Operations	0	1	1	4
	A	Public Sexual Indecency	0	1	2	2
	A	Resisting Arrest	6	5	4	5
	B	Fleeing	0	1	1	0
	B	Prostitution, First Offense	1	0	0	0
	C	Disorderly Conduct	26	16	15	35
	C	Fleeing	2	3	1	3
	C	Loitering	0	0	0	1
	C	Obstructing Governmental Operations	2	2	4	5
	C	Public Intoxication	3	1	6	1
	U	Contempt of Court	1	2	1	1
<b>Total Misdemeanor Offenses</b>			<b>55</b>	<b>44</b>	<b>44</b>	<b>72</b>
<b>Total Commitments for Offense Against Public Order</b>			<b>65</b>	<b>51</b>	<b>61</b>	<b>96</b>



**ARKANSAS DHHS STATISTICAL REPORT  
PRIMARY OFFENSES OF ADJUDICATED DELINQUENTS  
COMMITTED TO YOUTH SERVICES CENTERS  
DRUG LAW VIOLATIONS  
SFY 2003 - 2006**

Offense Classification	Offense Grade	Offense Title	SFY 2003	SFY 2004	SFY 2005	SFY 2006
Felony	B	Deliver Drug Paraphernalia to anyone < 18	2	0	0	0
	B	Manf Etc Controlled Substance, Sch I, II, III	0	1	0	5
	B	Possession of a Counterfeit Substance (Intent to Deliver)	0	1	0	0
	C	Delivery, Possession, Manufacture, Etc. Drug Paraphernalia	1	0	3	1
	C	Manufacture, Etc. Controlled Substance, Sch IV, V	1	1	1	1
	C	Possession of a Counterfeit Substance (Intent to Deliver)	1	3	3	2
	C	Possession of Controlled Substance Sch I, II	0	0	0	3
	C	Possession of Controlled Substance	4	3	1	0
	C	Possession of Drug Paraphernalia	0	2	0	0
	C	Possession of Marijuana > = 10 < 100 lbs	1	2	0	1
	C	Possession of Marijuana <10 lbs	1	1	0	0
	C	Possession Ctrl/Cnft Sub w/o Prescription, Third Offense	0	2	4	4
		Possession of Controlled/Counterfeit Substance Without Prescription, Second Offense	1	2	2	3
	D	Possession of Controlled Substance (Intent to Deliver)	0	1	0	1
	U	Unlawful Possession of Depressants Stimulants	1	0	0	0
	U	Unlawful Sale/Delivery of Depressants Stimulants	1	0	0	0
	Y	Manufactured Etc Controlled Substance ≥\$400<28gms	0	0	0	1
	Y	Manufactured Etc Controlled Substance Sch 1, 11 ≥28<200g	0	0	2	0
	Y	Manufactured Etc Controlled Substance Sch 1, 11	0	6	3	0
	Y	Manufactured, Del, Possession Controlled Subs Sch 1, 11 <28	2	0	0	0
Total Felony Offenses			16	25	19	22
Misdemeanor	A	Delv, Poss, Manu, Etc. Drug Paraphernalia/Ctrfet Ctrl Sub	0	0	0	4
	A	Possession of a Controlled Substance on School Property	0	0	0	0
		Possession of a Controlled/Counterfeit Substance Without Prescription, First Offense	15	19	28	27
	A	Possession of a Counterfeit Substance	0	1	0	0
	A	Possession of Drug Paraphernalia	0	0	1	0
	Total Misdemeanor Offenses			15	20	29
Total Commitments for Drug Law Violation			31	45	48	53

**ARKANSAS DHHS STATISTICAL REPORT  
PRIMARY OFFENSES OF ADJUDICATED DELINQUENTS  
COMMITTED TO YOUTH SERVICES CENTERS  
OTHER OFFENSES  
SFY 2003 - 2006**

Offense Classification	Offense Grade	Offense Title	SFY 2003	SFY 2004	SFY 2005	SFY 2006
<b>Felony</b>	B	Criminal Use of a Prohibited Weapon	0	0	1	0
	D	Filing False Report of Criminal Wrong Doing	1	1	0	0
	U	Engaging in Violent Criminal Group Activity	0	5	0	0
<b>Total Felony Offenses</b>			<b>1</b>	<b>6</b>	<b>1</b>	<b>0</b>
<b>Misdemeanor</b>	A	Carrying Certain Prohibited Weapons	5	2	5	1
	A	Cruelty to Animals	0	0	1	0
	A	Filing False Rept of Criminal Wrong Doing	1	0	1	0
	A	Possession of a Firearm by Certain Persons	0	0	1	0
	A	Possession of an Instrument of Crime	2	1	2	5
	A	Threatening a Fire or Bombing	1	0	1	0
	B	Refusal to Submit to Arrest	4	1	2	1
	U	Criminal Contempt	0	0	5	5
	U	Purchase/Poss of Intoxicating Liquor by Minor	0	0	0	1
	U	Minor in Possession of Alcohol	0	0	0	0
	U	Revocation of Probation	5	0	2	0
<b>Total Misdemeanor Offenses</b>			<b>18</b>	<b>4</b>	<b>20</b>	<b>13</b>
<b>Total Commitments for Other Offenses</b>			<b>19</b>	<b>10</b>	<b>21</b>	<b>13</b>

**ARKANSAS DHHS STATISTICAL REPORT  
NUMBER OF ADJUDICATED DELINQUENTS  
RECOMMITTED TO YOUTH SERVICES CENTERS  
SFY 2002 - 2006**

SFY	Sex	Total Commitments	Number of Prior Commitments								N/A
			0	1	2	3	4	5	6	7+	
2002	Male	426	367	46	1	0	0	0	0	0	0
	Female	90	80	9	10	3	0	0	0	0	0
	Total	516	447	55	11	3	0	0	0	0	0

Recommitment Rate = 13.37%

Note: Based on commitment orders for new cases only.

2003	Male	446	400	41	4	1	0	0	0	0	0
	Female	82	71	11	0	0	0	0	0	0	0
	Total	528	471	52	4	1	0	0	0	0	0

Recommitment Rate = 10.80%

Note: Based on commitment orders for new cases only.

2004	Male	458	438	17	3	0	0	0	0	0	0
	Female	73	67	6	0	0	0	0	0	0	0
	Total	531	505	23	3	0	0	0	0	0	0

Recommitment Rate = 4.89%

Note: Based on commitment orders for new cases only.

2005	Male	476	429	42	5	0	0	0	0	0	0
	Female	99	96	2	1	0	0	0	0	0	0
	Total	575	525	44	6	0	0	0	0	0	0

Recommitment Rate = 8.69%

Note: Based on commitment orders for new cases only.

2006	Male	519	417	69	19	11	3	0	0	0	0
	Female	128	100	18	4	4	2	0	0	0	0
	Total	647	517	87	23	15	5	0	0	0	0

Recommitment Rate = 20%

Note: Based on all new commitment orders regardless of case.

Source: Division of Youth Services

**ARKANSAS DHHS STATISTICAL REPORT  
NUMBER OF JUVENILES REFERRED  
TO ALTERNATE PLACEMENT FACILITIES  
SFY 2006**

Facility	Number of Placements		
	Male	Female	Total
Arkansas State Hospital	11	0	11
BHC - Pinnacle Point Hospital	0	1	1
Centers for Youth and Families/Psych	1	2	3
Consolidated Youth Services - CYS/ASAP	10	0	10
Harbor House Inc	0	0	0
Living Hope	58	29	87
Millcreek of Arkansas	9	5	14
Piney Ridge	7	0	7
Rivendell Behavioral Health Services	14	16	30
South Arkansas Youth Services, Inc.	26	0	26
Therapeutic Family Services, Inc.	0	0	0
Treatment Homes, Inc	0	2	2
Vera Lloyd	21	25	46
Youth Bridge, Inc. (YB/SAT)	27	0	27
Youth Bridge Inc. (YBTH)	34	0	34
Youth Home, Inc.	7	1	8
<b>Total</b>	<b>225</b>	<b>81</b>	<b>306</b>

**Average Length-of-Stay of Adjudicated Delinquents\***

A. Juvenile Correctional Facilities	112 days
B. Juvenile Treatment Centers	205 days
C. Specialized Placements	215 days
D. Juvenile Detention Centers	34 days

\*Represents the length of time at the listed location and not the length of time since commitment to DYS.

**Number of Adjudicated Delinquents Admitted  
to Serious Offender Programs**

Serious Offender Program	Number of Admissions	
	Male	Female
Colt Juvenile Treatment Center	62	0
Alexander Juvenile Correctional Facility (JUMP)	32	0
Harrisburg Juvenile Treatment Center	81	0
Mansfield Juvenile Treatment Center	67	0
Mansfield Juvenile Treatment Center for Girls	0	54
Dermott Juvenile Treatment Center	72	0
Lewisville Juvenile Treatment Center	65	0
Dermott Juvenile Correctional Facility (18-21)	46	0
<b>Total</b>	<b>425</b>	<b>54</b>

**ARKANSAS DHHS STATISTICAL REPORT  
COMMUNITY-BASED YOUTH SERVICES PROGRAMS  
SFY 2006**

The Community-based program network consists of 13 privately-operated non-profit organizations for SFY 2006. The division contracts with these programs to provide residential and non-residential services to youth up to the age of 21 who are adjudicated delinquents, members of "families in need of service", or youth at risk (youth who exhibit behavior that, if continued, would bring them into contact with the juvenile justice system).

**COMMUNITY-BASED PROGRAM INTAKES  
BY PROVIDER BY GENDER**

<b>Provider</b>	<b>Males</b>	<b>Females</b>	<b>Total</b>
Comprehensive Juvenile Services	330	186	516
Consolidated Youth Services	445	236	681
Conway County Community Services	636	324	960
Counseling Clinic	606	442	1,048
East Arkansas Youth Services, Inc.	174	58	232
Health Resources of Arkansas, Inc.	275	154	429
Ouachita Children's Center, Inc.	261	150	411
Phoenix Youth and Family Services	127	57	184
Professional Counseling Associates	91	60	151
South Arkansas Youth Services	162	93	255
Southwest AR Counseling and Mental Health Center	223	86	309
United Family Services, Inc.	827	387	1,214
Youth Bridge, Inc.	587	339	926
<b>TOTAL</b>	<b>4,744</b>	<b>2,572</b>	<b>7,316</b>

**ARKANSAS DHHS STATISTICAL REPORT  
COMMUNITY-BASED INTAKES  
BY AGE  
SFY 2006**

<b>Program</b>	<b>AGE</b>							<b>Total Intakes</b>
	<b>12 &amp; Younger</b>	<b>13</b>	<b>14</b>	<b>15</b>	<b>16</b>	<b>17</b>	<b>18 &amp; Older</b>	
Comprehensive Juvenile Services	47	47	85	94	128	110	5	516
Consolidated Youth Services	73	62	84	133	184	141	4	681
Conway County Community Services	117	95	153	163	213	185	34	960
Counseling Clinic	131	62	114	201	253	254	33	1,048
East Arkansas Youth Services, Inc.	27	15	39	48	58	41	4	232
Health Resources of Arkansas, Inc.	32	29	67	101	109	87	4	429
Ouachita Children's Center	39	27	63	84	111	76	11	411
Phoenix Youth and Family Services	18	9	36	37	43	33	8	184
Professional Counseling Associates	15	13	18	32	43	29	1	151
South Arkansas Youth Services	6	25	32	66	63	56	7	255
Southwest AR Counseling and Mental Health Center	35	28	49	58	69	64	6	309
United Family Services	80	79	160	276	318	258	43	1,214
Youth Bridge, Inc.	50	61	129	186	260	234	6	926
<b>TOTAL</b>	<b>670</b>	<b>552</b>	<b>1,029</b>	<b>1,479</b>	<b>1,852</b>	<b>1,568</b>	<b>166</b>	<b>7,316</b>

**ARKANSAS DHHS STATISTICAL REPORT  
INTERSTATE COMPACT ON JUVENILES  
SFY 2006**

The Interstate Compact on Juveniles (ICJ) was designed primarily for cases involving out-of-state runaways, escapees and absconders, and for the supervision of juveniles who have been adjudicated delinquent. It provides legal procedures for the return of runaways and makes it possible to place a juvenile on probation or parole in a state other than the one where the offense was committed with the assurance of supervision by the appropriate agencies of the state in which he is placed.

Requests for Home Evaluation/Supervision Sent by Arkansas to Other States	<b>117</b>
Probation Referrals	96
Parole Referrals	21
Requests for Home Evaluation/Supervision Received by Arkansas from Other States	<b>130</b>
Probation Referrals	105
Parole Referrals	25
Number of Runaways Returned (Non-Delinquent Youth)	<b>113</b>
Number of Escapees (Youth Committed to Facility)	<b>2</b>
Number of Absconders (Youth on Probation or Parole)	<b>35</b>