

**DIVISION OF**

**YOUTH**

**SERVICES**

**ARKANSAS DHS STATISTICAL REPORT**  
**DIVISION OF YOUTH SERVICES**  
**SFY 2016**

**INTRODUCTION**

**Mission**

The mission of the Division of Youth Services is to provide effective prevention, intervention and treatment programs to give opportunities for success to families and children in Arkansas and to ensure public safety.

**Vision**

Children and families in Arkansas are safe and have the resources they need in their communities to help them succeed.

**Values**

This plan is based on a number of shared values and beliefs among stakeholders for juvenile justice reform:

1. State resources and programs to support children and families in Arkansas should be coordinated in a system of care for maximum effectiveness. This imperative must infuse every goal and strategy in this plan.
2. Redirecting resources from incarceration and punishment to prevention and treatment will be more effective, less costly, and lead to greater public safety for citizens of the state.
3. Youth and families should receive services in community centers close to their homes whenever possible. This will allow more community buy-in, family involvement, and ease of transition after treatment.
4. Response to children in trouble should involve multi-system interventions with their families, and families should be involved in needs assessment and planning.
5. Programs and services should be strength-based and empower youth and families to succeed.
6. Programs and services should be evidence-based or have data showing effective outcomes. To achieve this accountability will require better baseline data and on-going data sharing as well as a commitment to data-based decision making.
7. All children and youth in the state should have equal opportunities for fairness, help and success without regard to gender, race or ethnicity, disability, geographic location, income level, or any other factor.
  
8. An effective juvenile justice system will require creative partnerships among state agencies, public and private schools, churches and faith-based organizations, local communities, the judicial system, and foundations.

**Historic Overview of DYS**

Act 199 of 1905 established the first reform schools in Arkansas in Little Rock and Alexander, respectively.

Act 67 of 1917, the Arkansas Boys' Reform School was relocated to Pine Bluff.

Act 60 of 1937 established two additional "training" schools at Wrightsville and Fargo.

In 1968, the Department for Rehabilitative Services was assigned responsibility to administer "training" schools. The Benton Services Center was opened and controlled the diagnosis and intake responsibilities regarding the youth committed to state custody.

In 1971, Act 38 established the Department of Social and Rehabilitative Services (SRS), a forerunner to the current Department of Human Services (DHS). The Office of Juvenile Services was placed under the direction of the Director of SRS. In 1977, the Division of Youth Services was formally created as a division within the present DHS.

In 1985, Act 348 merged the Division of Youth Services with the Division of Children and Family Services until Act 1296 of 1993 reestablished DYS as an independent division within DHS. The Division of Youth Services (DYS) was authorized by Act 1296 to be "devoted entirely to handling the problems of youths involved in the juvenile justice system." DYS became operational in October 1993 and is responsible for client-specific programming and individual treatment programs, serious offender programs for violent youth offenders, providing alternative community-based programming, and other services specified directly by Act 1296.

**ARKANSAS DHS STATISTICAL REPORT**  
**DIVISION OF YOUTH SERVICES**  
**SFY 2016**

In SFY 2016, the Division of Youth Services contracted with Community Based Providers (CBP) for the following services: Targeted Casework Management, Therapy, Diagnosis and Evaluation, Intensive Casework Management, Interstate Compact, Emergency Shelter and Residential Treatment. In addition, the Community Based Providers provided sanction services that included Community Service Supervision, Intensive Supervision and Tracking, Compliance Monitoring, Drug Screening, Day Services Level I, Day Services Level II, and Crisis Residential Treatment. Funding for community based services was allocated to each judicial district, with one contractor servicing each district. The providers in each district conducted a needs survey in order to provide the services most beneficial to the youth in their individual areas. Aftercare services were provided in accordance with ACT 1222, with quarterly reports submitted to the Legislative Committee on Children and Youth.

The Division also contracts for Specialized Services including: Therapeutic Group Home Services, Comprehensive Residential Treatment Services in Psychiatric facilities, Sex Offender Treatment Services, Socialization/Recreation Services, Therapeutic Foster Care, Diagnosis and Evaluation and Therapy. The Residential Facilities have a total of 305 bed contracted with DYS.

The Residential Facilities had direct expenses in the amount of \$26,499,715.02. The Community Based Programs and Service Providers had direct expenses in the amount of \$18,362,996.82. The Specialized Services Programs had direct expenses in the amount of \$2,713,176.92. Total expenditures was \$47,575,888.76.

**Community Based Programs and Services Providers**

Comprehensive Juvenile Services - Fort Smith  
Consolidated Youth Services - Jonesboro  
Conway County Community Services, Inc. - Morrilton  
Counseling Clinic - Benton  
East Arkansas Youth Services, Inc. - Marion  
Health Resources of Arkansas, Inc. - Batesville  
Ouachita Children's Center - Hot Springs  
Phoenix Youth and Family Services - Crossett  
Professional Counseling Associates - Lonoke  
South Arkansas Youth Services, Inc. - Magnolia  
Southwest Arkansas Counseling & Mental Health Center - Texarkana  
United Family Services, Inc. - Pine Bluff  
Youth Bridge, Inc. - Fayetteville

**Specialized Services Programs**

Arkansas State Hospital Unit, ASH - Little Rock  
Consolidated Youth Services - Jonesboro  
Piney Ridge - Fayetteville  
Rivendell Behavior Health Services - Benton  
South Arkansas Youth Services, Inc. - Magnolia  
Vera Lloyd - Little Rock  
Youth Bridge - Fayetteville  
A1 Community Empowerment Council, Inc. - Little Rock

**Residential Facilities**

Arkansas Juvenile Assessment & Treatment Center - Bryant, AR  
Colt Juvenile Treatment Center  
Harrisburg Juvenile Treatment Center  
Mansfield Juvenile Treatment Center  
Mansfield Juvenile Treatment Center for Girls  
Dermott Juvenile Treatment Center  
Dermott Juvenile Correctional Facility  
Lewisville Juvenile Treatment Center

Source: Division of Youth Services

**ARKANSAS DHS STATISTICAL REPORT  
DIVISION OF YOUTH SERVICES  
SFY 2016**

**COMMITMENTS TO YOUTH SERVICES CENTERS\***



Total Number of Commitments: 472

\*All commitments were counted even if a juvenile received one or more new commitment orders in the same case. Each was counted as a new commitment.

Source: Division of Youth Services

**ARKANSAS DHS STATISTICAL REPORT**  
**DIVISION OF YOUTH SERVICES**  
**SFY 2016**

**COMMITMENTS TO YOUTH SERVICES CENTERS**  
**BY JUDICIAL DISTRICT**

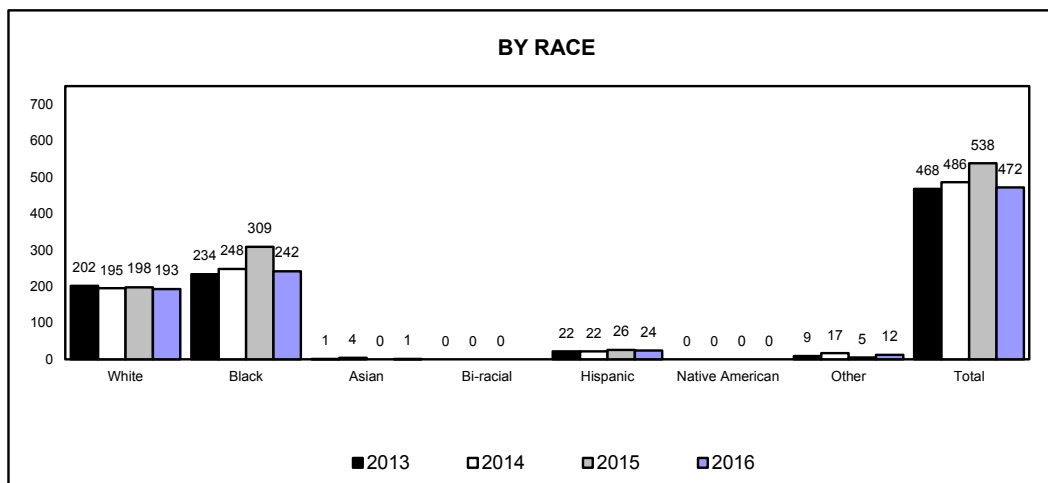
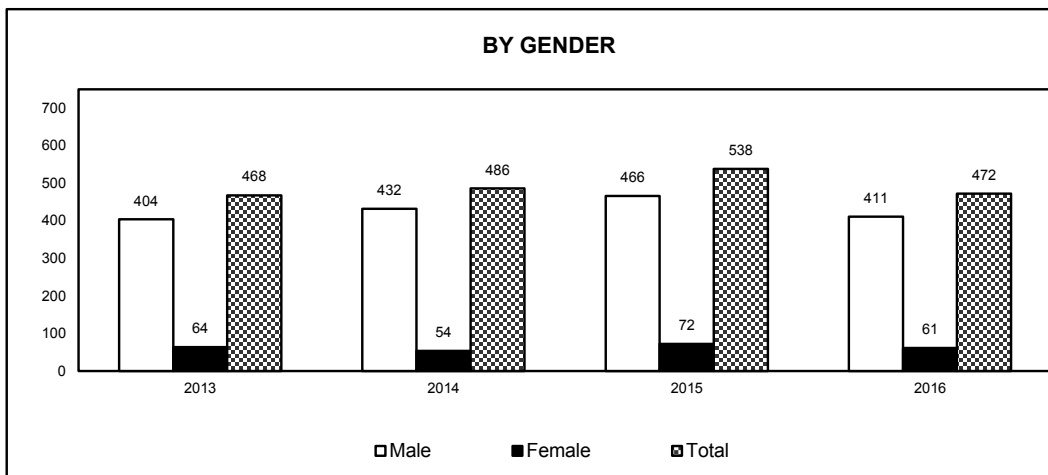
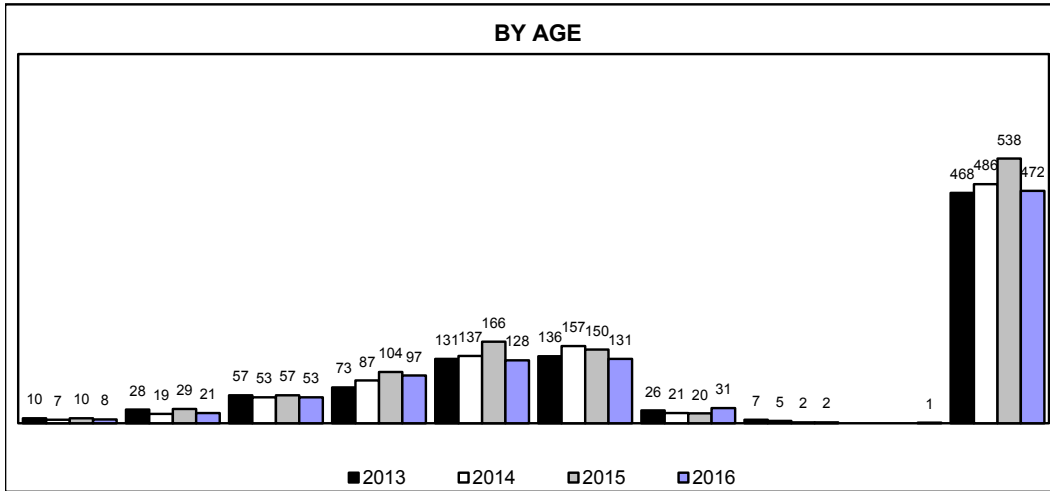
Judicial District	Committing County	Number of Commitments		Judicial District	Committing County	Number of Commitments	
		By County	District Total			By County	District Total
1st	Cross	1		11th East	Arkansas	5	5
	Lee	1					
	Monroe	2		11th West	Jefferson	31	
	Phillips	5			Lincoln	0	31
	St. Francis	5		12th	Sebastian	22	22
	Woodruff	0	14				
2nd	Clay	2		13th	Calhoun	1	
	Craighead	19			Cleveland	2	
	Crittenden	1			Columbia	10	
	Greene	5			Dallas	3	
	Mississippi	5			Ouachita	26	
	Poinsett	4	36		Union	21	63
3rd	Jackson	6		14th	Baxter	1	
	Lawrence	4			Boone	1	
	Randolph	4			Marion	0	
	Sharp	0	14		Newton	0	2
4th	Madison	0		15th	Conway	2	
	Washington	5	5		Logan	1	
5th	Franklin	6			Scott	0	
	Johnson	2			Yell	2	5
	Pope	4	12	16th	Cleburne	3	
6th	Perry	0			Fulton	0	
	Pulaski	51	51		Independence	2	
7th	Grant	8			Izard	0	
	Hot Spring	16	24		Stone	0	5
8th North	Hempstead	14		17th	Prairie	0	
	Nevada	2	16		White	13	13
8th South	Lafayette	0		18th East	Garland	15	15
	Miller	8	8		18th West	Montgomery	0
9th East	Clark	9	9	Polk		1	1
		9th West	Howard	1			
9th West	Little River	3		19th East	Carroll	0	0
	Pike	1			19th West	Benton	8
	Sevier	5	10	20th		Faulkner	18
	10th	Ashley	12			Searcy	1
Bradley		2			Van Buren	1	20
10th	Chicot	11		21st	Crawford	7	7
	Desha	15			22nd	Saline	27
	Drew	4	44	23rd		Lonoke	5
	<b>TOTAL *</b>						<b>472</b>

\* Based on actual commitment orders regardless of case

Source: Division of Youth Services

**ARKANSAS DHS STATISTICAL REPORT  
DIVISION OF YOUTH SERVICES  
SFY 2016**

**YOUTH SERVICES CENTERS COMMITMENTS**



Source: Division of Youth Services

**ARKANSAS DHS STATISTICAL REPORT  
DIVISION OF YOUTH SERVICES  
SFY 2016**

**ADJUDICATED DELINQUENTS COMMITTED  
TO YOUTH SERVICES CENTERS  
BY MOST SERIOUS FELONY OFFENSES  
SFY 2006 to 2016**

Felony Offense	State Fiscal Year										
	2006	2007	2008	2009	2010	2011	2012	2013	2014	2015	2016
Arson	3	4	6	1	4	5	0	0	1	2	4
Battery, First Degree	1	2	2	6	4	3	2	1	2	5	5
Burglary (d)	55	60	73	80	108	69	67	39	41	39	44
Kidnapping	0	0	0	2	1	1	3	0	1	0	0
Murder (a) (1)	0	0	2	2	0	3	2	1	1	0	1
Rape (2)	17	14	17	23	16	16	19	9	13	17	15
Robbery (b)	15	12	22	30	96	12	24	21	20	10	10
Total Commitments of Selected Offenses	91	92	122	144	229	109	117	71	79	73	79
Total Commitments of All Offenses (c)	647	622	598	636	531	481	496	468	486	538	472

(a) Includes Capital, First Degree and Second Degree Murder.

(b) Includes Aggravated Robbery and Robbery.

(c) Includes Commitments for "Evaluation Only".

(d) Includes Burglary Commercial and Residential.

(1) Includes Attempted Capital Murder, Conspiracy to Commit Capital Murder, Conspiracy to Commit Murder-Second Degree, and Criminal Attempt Murder-Second Degree.

(2) Includes Criminal Attempted Rape.

**Commitments By Offense Class**

SFY	Felonies	Misdemeanors	Violation*	Total
2006	354	293	0	647
2007	359	260	3	622
2008	379	214	5	598
2009	409	227	0	636
2010	331	186	14	531
2011	306	175	0	481
2012	301	179	16	496
2013	199	136	133	468
2014	204	137	145	486
2015	229	159	150	538
2016	234	165	73	472

\* Violation includes aftercare violations, probation violations, or revocation of probation. Starting mid October 2012, DYS has been able to more accurately denote the youth committed for revocation of probation, probation violations, and aftercare violations.

**ARKANSAS DHS STATISTICAL REPORT  
DIVISION OF YOUTH SERVICES  
SFY 2016**

**ADJUDICATED DELINQUENTS COMMITTED  
TO YOUTH SERVICES CENTERS  
BY CATEGORY OF OFFENSE AND SEVERITY**

Offense Category	Sex	Felony							Misdemeanor					Total Offenses
		Y	A	B	C	D	U	Total	A	B	C	U*	Total	
Person	Male	22	2	11	3	49		87	29	2	4		35	122
	Female			1		9		10	9			1	10	20
	Total							97					45	142
Property	Male	2		36	35	34		107	41	1		1	43	150
	Female				1	1		2	10	1			11	13
	Total							109					54	163
Public Order	Male	3		1		9		13	14		23	1	38	51
	Female					1		1	3		6		9	10
	Total							14					47	61
Drug Law Violation	Male				4	4		8	12				12	20
	Female				1			1	3				3	4
	Total							9					15	24
Other	Male			1			4	5	15			49	64	69
	Female							0	4	1		8	13	13
	Total							5					77	82
Totals	Male	27	2	49	42	96	4	220	111	3	27	51	192	412
	Female	0	0	1	2	11	0	14	29	2	6	9	46	60
	Total	27	2	50	44	107	4	234	140	5	33	60	238	472

The severity of the offense ranges from Felony classification Y being the most serious to Misdemeanor classification U being the least serious.

\* The offenses of Revocation of Probation, Violation of Probation, and Aftercare Violation are all listed under the Misdemeanor classification U for purposes of this reporting chart.



**ARKANSAS DHS STATISTICAL REPORT**  
**DIVISION OF YOUTH SERVICES**  
**SFY 2016**

**PRIMARY OFFENSES OF ADJUDICATED DELINQUENTS**  
**COMMITTED TO YOUTH SERVICES CENTERS**  
**OFFENSE AGAINST PERSON**  
**SFY 2013 - 2016**

Offense Classification	Offense Grade	Offense Title	2013	2014	2015	2016
<b>Felony</b>	A	Murder, Second Degree	1	1	0	0
	A	Criminal Attempt	0	0	0	1
	A	Criminal Conspiracy	0	0	1	1
	A	Domestic Battering 1st Degree	0	0	1	0
	A	Sexual Assault, First Degree	0	1	0	0
	B	Battery, First Degree	1	2	5	5
	B	Domestic Battery, First Degree	2	0	0	0
	B	Domestic Battery, Second Degree	0	0	0	0
	B	Furnishing Deadly Weapon to Minor	1	0	0	0
	B	Furnishing Prohibited Articles	1	0	0	0
	B	Kidnapping	0	1	0	0
	B	Theft of Property	0	0	0	0
	B	Robbery	8	7	10	4
	B	Sexual Assault, Second Degree	1	2	4	2
	B	Terroristic Act	3	0	0	1
	C	Dist-Poss-View Sex Explicit Child Material 1st Offense	0	1	0	0
	C	Domestic Battery, Second Degree	1	0	1	1
	C	Furnishing Prohibited Articles	0	0	1	0
	C	Hindering Apprehension or Prosecution	0	0	0	0
	C	Intimidating a Witness	0	0	0	0
C	Manslaughter	0	0	0	0	
C	Negligent Homicide	0	0	0	0	
C	Sexual Assault, Third Degree	2	1	0	2	
C	Trans/Dstrbtn Mat Depct Child, First Offense	2	0	0		
D	Aggravated Assault	5	6	3	8	
D	Aggravated Assault on Employee Correctional Facility	1	1	0	1	
D	Aggravated Assault on Family of Household Member	2	2	3	5	
D	Battering, Domestic 2nd Degree (Arrest Date After 07/	0	0	0	1	
D	Battering, Domestic - 3rd Degree	0	0	0	1	
D	Battery, Second Degree	12	14	8	14	
D	Communicating False Alarm	0	1	0	0	
D	Criminal Attempt - Sexual Abuse	0	0	1	0	
D	Endangering Welfare of Minor - 1st Degree	1	0	0	0	
D	Negligent Homicide	0	0	0	0	
D	Sexual Assault - 2nd Degree	6	8	10	9	
D	Sexual Assault - 4th Degree	0	0	1	2	
D	Sexual Solicitation - Indecency of a Child	1	0	0		
D	Terroristic Threatening, First Degree	12	15	12	17	
Y	Aggravated Robbery	13	13	18	6	
Y	Capital Murder	0	0	0	0	
Y	Kidnapping	0	0	0	0	
Y	Murder, First Degree	0	0	0	1	
Y	Rape	9	13	17	15	
<b>Total Felony Offenses</b>			<b>85</b>	<b>89</b>	<b>96</b>	<b>97</b>

Source: Division of Youth Services

**ARKANSAS DHS STATISTICAL REPORT  
DIVISION OF YOUTH SERVICES  
SFY 2016**

**PRIMARY OFFENSES OF ADJUDICATED DELINQUENTS  
COMMITTED TO YOUTH SERVICES CENTERS  
OFFENSE AGAINST PERSON  
SFY 2013 - 2016**

Offense Classification	Offense Grade	Offense Title	2013	2014	2015	2016
<b>Misdemeanor</b>	A	Assault, First Degree	1	2	7	1
	A	Assault Family or Household Member, First Degree	2	2	0	0
	A	Battery, Third Degree	15	9	17	0
	A	Body Piercing/Branding/Tattooing Minor False Claim Pare	0	1	0	0
	A	Communicating False Alarm	0	0	0	0
	A	Domestic Battery, Third Degree	9	5	10	6
	A	Battery, Wife - 3rd Degree	0	0	0	1
	A	Battery - 3rd Degree	0	0	0	18
	A	Endangering Welfare of a Minor, Second Degree	1	1	0	0
	A	False Imprisonment - 2nd Degree	1	0	0	0
	A	Negligent Homicide	0	2	0	0
	A	Sexual Assault, Fourth Degree	0	0	0	0
	A	Stalking Third Degree	0	1	0	0
	A	Terroristic Threatening, Second Degree	13	10	11	12
	B	Assault Family of Household Member, Second Degree	1	0	0	1
B	Assault, Second Degree	4	0	2	1	
B	Terroristic Threatening, Second Degree	0	1	0	0	
C	Assault, Third Degree	2	0	3	2	
C	Assault Family or Household Member, Third Degree	2	3	1	2	
U	Insult or Abuse of a Teacher	2	0	0	1	
<b>Total Misdemeanor Offenses</b>			<b>53</b>	<b>37</b>	<b>51</b>	<b>45</b>
<b>Total Commitments for Offense Against Person</b>			<b>138</b>	<b>126</b>	<b>147</b>	<b>142</b>

**ARKANSAS DHS STATISTICAL REPORT  
DIVISION OF YOUTH SERVICES  
SFY 2016**

**PRIMARY OFFENSES OF ADJUDICATED DELINQUENTS  
COMMITTED TO YOUTH SERVICES CENTERS  
OFFENSE AGAINST PROPERTY  
SFY 2013 - 2016**

Offense Classification	Offense Grade	2013	2014	2015	2016
<b>Felony</b>	A Arson	0	0	2	0
	B Arson \$5,000 but less than \$15,000	0	0	0	1
	B Burglary	1	0	1	2
	B Burglary, Residential	0	0	25	31
	B Criminal Attempt	0	0	0	1
	B Forgery, First Degree	1	0	0	0
	B Residential Burglary	25	30	0	0
	B Theft of Property	7	6	5	1
	B Theft by Receiving	3	1	2	0
	C Arson	0	1	0	2
	C Commercial Burglary	13	11	13	11
	C Criminal Attempt	1	1	5	2
	C Criminal Mischief, First Degree	6	2	7	1
	C Defacing Objects of Public Interest>\$250	0	0	0	0
	C Forgery, Second Degree	0	2	0	0
	C Fraudulent Use of a Credit Card	0	0	0	2
	C Impairing Operation of Vital Public Facility	0	0	1	0
	C Obtaining Drugs by Fraud	1	0	0	0
	C Theft of Property	5	2	11	15
	C Theft by Receiving	5	11	3	3
	D Arson	0	0	0	1
	D Breaking or Entering	15	16	18	25
	D Criminal Attempt	1	1	0	0
	D Criminal Mischief, First Degree	0	2	7	0
	D Criminal Mischief, 2nd Degree	0	0	1	0
	D Theft by Receiving	0	0	5	2
	D Theft of Property	8	5	7	7
	Y Criminal Attempt	0	0	1	0
	Y Aggravated Residential Burglary	8	3	2	2
<b>Total Felony Offenses</b>		<b>100</b>	<b>94</b>	<b>116</b>	<b>109</b>

**ARKANSAS DHS STATISTICAL REPORT  
DIVISION OF YOUTH SERVICES  
SFY 2016**

**PRIMARY OFFENSES OF ADJUDICATED DELINQUENTS  
COMMITTED TO YOUTH SERVICES CENTERS  
OFFENSE AGAINST PROPERTY  
SFY 2013 - 2016**

Offense	Offense		2013	2014	2015	2016
Classification	Grade	Offense Title				
<b>Misdemeanor</b>	A	Consol Offenses - Shoplifting Presump - Amount of Theft	0	0	0	0
	A	Criminal Attempt	0	1	3	4
	A	Criminal Mischief, First Degree	6	3	10	10
	A	Criminal Mischief, Second Degree	0	1	1	1
	A	Fraudulent Use of a Credit Card	0	1	1	0
	A	Shoplifting	1	3	1	1
	A	Theft by Receiving	5	5	4	5
	A	Theft of Property	14	26	23	19
	A	Unauthorized Use of a Vehicle	3	0	4	11
	B	Criminal Mischief, Second Degree	3	0	0	1
	B	Criminal Trespass	1	0	1	1
	C	Theft of Property Lost-Mislaid-Delivered By Mistake	0	0	0	0
	C	Criminal Trespass	2	0	0	0
	U	Unlawful Disruption of Campus Activities	0	0	1	1
	<b>Total Misdemeanor Offenses</b>			<b>35</b>	<b>40</b>	<b>49</b>
<b>Total Commitments for Offense Against Property</b>			<b>135</b>	<b>134</b>	<b>165</b>	<b>163</b>

**ARKANSAS DHS STATISTICAL REPORT**  
**DIVISION OF YOUTH SERVICES**  
**SFY 2016**

**PRIMARY OFFENSES OF ADJUDICATED DELINQUENTS**  
**COMMITTED TO YOUTH SERVICES CENTERS**  
**OFFENSE AGAINST PUBLIC ORDER**  
**SFY 2013 - 2016**

Offense Classification	Offense Grade	Offense Title	###	###	###	###
<b>Felony</b>	B	Unlawful Discharge Firearm Vehicle - 2nd Degree	1	0	1	1
	C	Escape, First Degree	0	1	1	0
	C	Escape, Third Degree	0	0	2	0
	C	Failure to Appear	0	0	0	0
	C	Fleeing	1	0	0	0
	D	Absconding	2	1	6	6
	D	Escape, Second Degree	1	0	0	0
	D	Fleeing	1	0	1	1
	D	Handgun Minor in Possession, Second Offense	2	1	0	2
	D	Handgun Poss Pub School Property/Bus	3	1	0	1
	U	Contempt of Court	0	0	0	0
	U	Unlawful Burning	0	1	0	0
	Y	Simult Poss of Drugs and Firearms	0	2	0	3
	<b>Total Felony Offenses</b>			<b>11</b>	<b>7</b>	<b>11</b>
<b>Misdemeanor</b>	A	Escape, Third Degree	0	2	1	1
	A	Failure to Appear	0	0	0	1
	A	Fleeing	1	4	0	1
	A	Handgun Minor in Possession, First Offense	4	9	2	5
	A	Harassing Communications	0	1	0	0
	A	Harassment	4	2	1	2
	A	Indecent Exposure	1	0	0	2
	A	Obstructing Governmental Operations	0	1	2	1
	A	Public Sexual Indecency	0	0	0	0
	A	Riot	0	0	1	0
	A	Resisting Arrest	1	1	2	4
	C	Disorderly Conduct	8	18	19	21
	C	Drinking in Public	2	0	0	0
	C	Fleeing	0	3	2	2
	C	Obstructing Governmental Operations	5	2	2	5
	C	Public Intoxication	1	0	3	1
	U	Contempt of Court	0	1	0	1
U	Unlawful Burning	1	0	0	0	
<b>Total Misdemeanor Offenses</b>			<b>28</b>	<b>44</b>	<b>35</b>	<b>47</b>
<b>Total Commitments for Offense Against Public Order</b>			<b>39</b>	<b>51</b>	<b>46</b>	<b>61</b>

Source: Division of Youth Services

**ARKANSAS DHS STATISTICAL REPORT**  
**DIVISION OF YOUTH SERVICES**  
**SFY 2016**

**PRIMARY OFFENSES OF ADJUDICATED DELINQUENTS**  
**COMMITTED TO YOUTH SERVICES CENTERS**  
**DRUG LAW VIOLATIONS**  
**SFY 2013 - 2016**

Offense Classification	Offense Grade	Offense Title	2013	2014	2015	2016
<b>Felony</b>	A	Manufacture, Delivery, Possession of Controlled Substance	0	0	0	0
	B	Deliver Drug Paraphernalia to Anyone Under 18	0	1	0	0
	B	Possession Controlled Substance Schedule I/II	0	1	0	0
	B	Possession/Use of Drug Paraphernalia to Manufacture Meth	0	1	0	0
	B	Possession, Etc. Counterfeit Subt with Intent SCH I, II	0	0	0	0
	C	Delivery, Possession, Manufacture, Etc. Drug Paraphernalia	0	0	0	1
	C	Intro Cont-Sub into Another's Body IV-VI	0	0	0	0
	C	Manufacture, Delivery, Possession Marijuana < 10 pounds	0	0	0	0
	C	Manufacture, Etc. Controlled Substance, Sch IV, V	0	1	0	1
	C	Manufacture, Deliver, Possess Marijuana >= 10 < 100 lbs	0	1	0	0
	C	Possession Ctrl/Cnft Sub w/o Prescription, Third Offense	0	1	0	1
	C	Possession of Controlled Substance Sch I, II	1	1	0	2
	C	Poss Sch VI CTRL SUB W/Purpose Del	0	0	1	0
	C	Possession Controlled Substance Sch III	0	1	0	0
	C	Possession, Etc. Counterfeit Subt with Intent SCH I-V	0	0	0	0
	D	Poss of Ctrl/Counterfeit Subs w/o Presc, Second Offense	2	1	0	0
	D	Possession Controlled Substance Sch I/II	0	1	0	1
	D	Possession Controlled Substance Schedule III	0	0	1	0
	D	Possession Controlled Substance Schedurl VI	0	0	0	1
	D	Poss Sch VI CTRL SUB W/Purpose Del	0	0	1	0
D	Poss, Etc Cntrft Sub W-Intent Unclass Sch	0	0	1	1	
D	Possession Drug Paraphernalia	0	1	1	1	
Y	Manuf, Del, Possession Controlled Subs Sch I, II <28	0	0	0	0	
<b>Total Felony Offenses</b>			<b>3</b>	<b>11</b>	<b>5</b>	<b>9</b>
<b>Misdemeanor</b>	A	Delv, Poss, Manu, Etc. Drug Paraphernalia/Ctrfet Ctrl Sub	2	1	5	3
	A	Poss of a Ctrl/Counterfeit Subs w/o Presc, First Offense	9	1	0	0
	A	Poss of a Ctrl/Counterfeit Subs w/purpose Del	0	0	0	1
	A	Possession Controlled Substance Schedule III	2	5	5	4
	A	Possession Controlled Substance Schedule IV/V	0	5	2	4
	A	Possession Controlled Substance Schedule VI	0	1	1	1
	A	Possession of Marijuana	4	1	2	2
	B	Adulterant Drug Test or Possession of Adulterants	0	0	0	0
<b>Total Misdemeanor Offenses</b>			<b>17</b>	<b>14</b>	<b>15</b>	<b>15</b>
<b>Total Commitments for Drug Law Violation</b>			<b>20</b>	<b>25</b>	<b>20</b>	<b>24</b>

Source: Division of Youth Services

**ARKANSAS DHS STATISTICAL REPORT  
DIVISION OF YOUTH SERVICES  
SFY 2016**

**PRIMARY OFFENSES OF ADJUDICATED DELINQUENTS  
COMMITTED TO YOUTH SERVICES CENTERS  
OTHER OFFENSES  
SFY 2013 - 2016**

Offense Classification	Offense Grade	Offense Title	2013	2014	2015	2016
<b>Felony</b>	B	Falsely Reporting a Terrorist Threat	0	1	0	1
	C	Interfering with Law Enforcement Officer	0	0	0	0
	D	Criminal Use of a Prohibited Weapon	0	1	0	0
	D	Aggravated Cruelty to Dog, Cat, or Horse	0	0	2	0
	D	Possession of Defaced Firearm	0	1	0	0
	D	Tampering with Physical Evidence	0	0	0	0
	U	Engaging in Violent Crinminal Group Activity	0	0	0	2
	U	Feony with Firearm	0	0	0	2
<b>Total Felony Offenses</b>			<b>0</b>	<b>3</b>	<b>2</b>	<b>5</b>
					0	
<b>Misdemeanor</b>	A	Attempt to Influence Public Servant	0	0	0	0
	A	Carrying Certain Prohibited Weapons	1	0	2	1
	A	Carrying Loaded Weapon in State Building	1	0	0	0
	A	Criminal Impersonation	0	0	0	0
	A	Filing False Report of Criminal Wrong Doing	0	1	1	0
	A	Possession of an Instrument of Crime	0	0	1	0
	B	Refusal to Submit to Arrest	1	0	1	1
	U	Fail Report Misrep Con Work Comp Benefit	0	0	0	1
	U	Purchase-Poss Intox Liquor By Minor	0	0	3	1
	U	Criminal Contempt	0	1	1	0
	U	Aftercare Violation	0	18	15	18
	U	Revocation of Probation	133	118	118	45
	U	Violation of Probation	0	9	17	10
<b>Total Misdemeanor Offenses</b>			<b>136</b>	<b>147</b>	<b>159</b>	<b>77</b>
<b>Total Commitments for Other Offenses</b>			<b>136</b>	<b>150</b>	<b>161</b>	<b>82</b>

**ARKANSAS DHS STATISTICAL REPORT  
DIVISION OF YOUTH SERVICES  
SFY 2016**

**NUMBER OF ADJUDICATED DELINQUENTS  
RECOMMITTED TO YOUTH SERVICES CENTERS  
SFY 2013 - 2016**

SFY	Sex	Total Commitments	Number of Prior Commitments								
			0	1	2	3	4	5	6	7+	N/A
2013	Male	404	317	74	7	5	1	0	0	0	0
	Female	64	47	14	3	0	0	0	0	0	
	Total	468	364	88	10	5	1	0	0	0	

Recommitment Rate = 22%

Note: Based on all new commitment orders regardless of case.

2014	Male	432	344	70	17	0	1	0	0	0	0
	Female	54	42	11	1	0	0	0	0	0	
	Total	486	386	81	18	0	1	0	0	0	

Recommitment Rate = 21%

Note: Based on all new commitment orders regardless of case.

2015	Male	466	369	78	15	4	0	0	0	0	0
	Female	72	63	7	2	0	0	0	0	0	
	Total	538	432	85	17	4	0	0	0	0	

Recommitment Rate = 20%

Note: Based on all new commitment orders regardless of case.

2016	Male	412	312	79	15	6	0	0	0	0	0
	Female	60	44	12	2	2	0	0	0	0	
	Total	472	356	91	17	8	0	0	0	0	

Recommitment Rate = 25%

Note: Based on all new commitment orders regardless of case.



**ARKANSAS DHS STATISTICAL REPORT**  
**DIVISION OF YOUTH SERVICES**  
**SFY 2016**

**NUMBER OF JUVENILES REFERRED  
TO SPECIALTY PROVIDER FACILITIES**

Facility	Number of Placements		
	Male	Female	Total
A1 US Company, Inc.	10	3	13
Arkansas State Hospital	6		6
Community Empowerment Council, Inc.			0
Consolidated Youth Services - ASAP	19		19
Consolidated Youth Services - Transitional Bed			0
East Arkansas Youth Services, Inc. - Transitional Bed			0
Ouachita Children's Center - Transitional Bed			0
Phoenix Youth & Family Services, Inc. - Transitional Bed			0
Piney Ridge	23		23
Rivendell Behavioral Health Services	38	8	46
South Arkansas Youth Services, Inc. - Therapeutic Group Home	11	23	34
South Arkansas Youth Services, Inc. - Transitional Bed			0
Vera Lloyd	44		44
Youth Bridge, Inc. - Substance Abuse	36		36
Youth Bridge, Inc. - Therapeutic Group Home	11		11
Youth Home, Inc.			0
Youth Villages			0
<b>Total</b>	<b>198</b>	<b>34</b>	<b>232</b>

**Average Length-of-Stay of Adjudicated Delinquents\***

A. Juvenile Correctional Facilities	270 days
B. Juvenile Treatment Centers	222 days
C. Specialized Placements	140 days
D. Juvenile Detention Centers	43 days

**Number of Adjudicated Delinquents Admitted  
to Serious Offender Programs**

Serious Offender Program	Number of Admissions		
	Male	Female	Total
Arkansas Juvenile Assessment & Treatment Center	156	16	172
Colt Juvenile Treatment Center	60		60
Dermott Juvenile Correctional Facility (18-21)	75		75
Dermott Juvenile Treatment Center	48		48
Harrisburg Juvenile Treatment Center	75		75
Lewisville Juvenile Treatment Center	63		63
Mansfield Juvenile Treatment Center	72		72
Mansfield Juvenile Treatment Center for Girls		44	44
<b>Total</b>	<b>549</b>	<b>60</b>	<b>609</b>

**ARKANSAS DHS STATISTICAL REPORT  
DIVISION OF YOUTH SERVICES  
SFY 2016**

**COMMUNITY-BASED YOUTH SERVICES PROGRAMS**

The Community-based program network consists of 13 privately-operated non-profit organizations for SFY 2016. The division contracts with these programs to provide residential and non-residential services to youth up to the age of 21 who are adjudicated delinquents, members of "families in need of service", or youth at risk (youth who exhibit behavior that, if continued, would bring them into contact with the juvenile justice system).

**COMMUNITY-BASED PROGRAM INTAKES  
BY PROVIDER BY GENDER**

<b>Provider</b>	<b>Male</b>	<b>Female</b>	<b>Total</b>
Comprehensive Juvenile Services	296	125	421
Consolidated Youth Services	312	151	463
Conway County Community Services	475	269	744
Counseling Clinic	249	217	466
East Arkansas Youth Services, Inc.	93	24	117
Health Resources of Arkansas, Inc.	191	101	292
Ouachita Children's Center, Inc.	141	66	207
Phoenix Youth and Family Services	123	58	181
Professional Counseling Associates	68	41	109
South Arkansas Youth Services	132	40	172
Southwest AR Counseling and Mental Health Center	175	52	227
United Family Services, Inc.	584	205	789
Youth Bridge, Inc.	567	268	835
<b>TOTAL</b>	<b>3,406</b>	<b>1,617</b>	<b>5,023</b>

**ARKANSAS DHS STATISTICAL REPORT  
DIVISION OF YOUTH SERVICES  
SFY 2016**

**COMMUNITY-BASED INTAKES  
BY AGE**

Program	AGE							Total Intakes
	12 & Younger	13	14	15	16	17	18 & Older	
Comprehensive Juvenile Services	27	44	61	91	92	96	10	421
Consolidated Youth Services	39	44	66	83	115	110	6	463
Conway County Community Services	119	57	94	142	144	148	40	744
Counseling Clinic	147	41	54	66	90	65	3	466
East Arkansas Youth Services, Inc.	4	11	18	19	32	32	1	117
Health Resources of Arkansas, Inc.	36	33	41	51	64	55	12	292
Ouachita Children's Center	17	14	26	55	51	36	8	207
Phoenix Youth and Family Services	24	17	22	36	46	32	4	181
Professional Counseling Associates	17	19	10	16	21	25	1	109
South Arkansas Youth Services	8	15	28	46	41	32	2	172
Southwest AR Counseling and Mental Health Center	41	14	33	45	51	39	4	227
United Family Services	42	58	116	170	212	168	23	789
Youth Bridge, Inc.	112	50	88	146	187	218	34	835
<b>TOTAL</b>	<b>633</b>	<b>417</b>	<b>657</b>	<b>966</b>	<b>1,146</b>	<b>1,056</b>	<b>148</b>	<b>5,023</b>

Source: Division of Youth Services

**ARKANSAS DHS STATISTICAL REPORT  
DIVISION OF YOUTH SERVICES  
SFY 2016**

**INTERSTATE COMPACT ON JUVENILES**

The Interstate Compact on Juveniles (ICJ) was designed primarily for cases involving out-of-state runaways, escapees and absconders, and for the supervision of juveniles who have been adjudicated delinquent. It provides legal procedures for the return of runaways and makes it possible to place a juvenile on probation or parole in a state other than the one where the offense was committed with the assurance of supervision by the appropriate agencies of the state in which he/she is placed.

Requests for Home Evaluation/Supervision Sent by Arkansas to Other States	<b>95</b>
Probation Referrals	70
Parole Referrals	25
Requests for Home Evaluation/Supervision Received by Arkansas from Other States	<b>83</b>
Probation Referrals	73
Parole Referrals	10
Number of Runaways Returned (Non-Delinquent Youth)	<b>67</b>
Number of Escapees (Youth Committed to Facility)	<b>1</b>
Number of Absconders (Youth on Probation or Parole)	<b>28</b>