

DIVISION OF

YOUTH

SERVICES

**ARKANSAS DHS STATISTICAL REPORT
DIVISION OF YOUTH SERVICES
INTRODUCTION
SFY 2011**

Mission

The mission of the Division of Youth Services is to provide effective prevention, intervention and treatment programs to give opportunities for success to families and children in Arkansas and to ensure public safety.

Vision

Children and families in Arkansas are safe and have the resources they need in their communities to help them succeed.

Values

This plan is based on a number of shared values and beliefs among stakeholders for juvenile justice reform:

1. State resources and programs to support children and families in Arkansas should be coordinated in a system of care for maximum effectiveness This imperative must infuse every goal and strategy in this plan.
2. Redirecting resources from incarceration and punishment to prevention and treatment will be more effective, less costly, and lead to greater public safety for citizens of the state.
3. Youth and families should receive services in community centers close to their homes whenever possible This will allow more community buy-in, family involvement, and ease of transition after treatment.
4. Response to children in trouble should involve multi-system interventions with their families, and families should be involved in needs assessment and planning.
5. Programs and services should be strength-based and empower youth and families to succeed.
6. Programs and services should be evidence-based or have data showing effective outcomes. To achieve this accountability will require better baseline data and on-going data sharing as well as a commitment to data-based decision making.
7. All children and youth in the state should have equal opportunities for fairness, help and success without regard to gender, race or ethnicity, disability, geographic location, income level, or any other factor.
8. An effective juvenile justice system will require creative partnerships among state agencies, public and private schools, churches and faith-based organizations, local communities, the judicial system, and foundations.

**ARKANSAS DHS STATISTICAL REPORT
DIVISION OF YOUTH SERVICES
INTRODUCTION
SFY 2010**

Historic Overview of DYS

Act 199 of 1905 established the first reform schools in Arkansas in Little Rock and Alexander, respectively.

Act 67 of 1917, the Arkansas Boys' Reform School was relocated to Pine Bluff.

Act 60 of 1937 established two additional "training" schools at Wrightsville and Fargo.

In 1968, the Department for Rehabilitative Services was assigned responsibility to administer "training" schools. The Benton Services Center was opened and controlled the diagnosis and intake responsibilities regarding the youth committed to state custody.

In 1971, Act 38 established the Department of Social and Rehabilitative Services (SRS), a forerunner to the current Department of Human Services. The Office of Juvenile Services was placed under the direction of the Director of SRS. In 1977, the Division of Youth Services was formally created as a division within the present Department of Human Services (DHS).

In 1985, Act 348 merged the Division of Youth Services with the Division of Children and Family Services until Act 1296 of 1993 reestablished DYS as an independent division [within DHS]. The Division of Youth Services (DYS) was authorized by Act 1296 to be "devoted entirely to handling the problems of youths involved in the juvenile justice system." DYS became operational in October 1993 and is responsible for client-specific programming and individual treatment programs, serious offender programs for violent youth offenders, providing alternative community-based programming, and other services specified directly by Act 1296.

**ARKANSAS DHHS STATISTICAL REPORT
DIVISION OF YOUTH SERVICES
SFY 2011**

In SFY 2010, the Division of Youth Services contracted with Community Based Providers (CBP) for the following services: Targeted Casework Management, Therapy, Diagnosis and Evaluation, Intensive Casework Management, Interstate Compact, Emergency Shelter and Residential Treatment. In addition, the Community Based Providers provided sanction services that included Community Service Supervision, Intensive Supervision and Tracking, Compliance Monitoring, Drug Screening, Day Services Level I, Day Services Level II, and Crisis Residential Treatment. Funding for community/based services was allocated to each judicial district, with one contractor servicing each district. The providers in each district conducted a needs survey in order to provide the services most beneficial to the youth in their individual areas. Aftercare services were provided in accordance with ACT 1222, with quarterly reports submitted to the Legislative Committee on Children and Youth.

The Division also contracts for Specialized Services including: Therapeutic Group Home Services, Comprehensive Residential Treatment Services in Psychiatric facilities, Sex Offender Treatment Services, Socialization/Recreation Services, Therapeutic Foster Care, Diagnosis and Evaluation and Therapy. Six Serious Offender Programs, four with 30 beds, one with 26, and one with 27 beds, have contracts with DYS.

The Residential Facilities programs had direct expenses in the amount of \$23,868,195. The Community Based programs had direct expenses in the amount of \$17,061,711. The Residential Treatment programs had direct expenses in the amount of \$2,822,088. Total funding was \$43,751,995.

Community Based Programs and Services Providers

Comprehensive Juvenile Services - Fort Smith
Consolidated Youth Services - Jonesboro
Conway County Community Services, Inc. - Morrilton
Counseling Clinic - Benton
East Arkansas Youth Services, Inc. - Marion
Health Resources of Arkansas, Inc. - Batesville
Ouachita Children's Center - Hot Springs
Phoenix Youth and Family Services - Crossett
Professional Counseling Associates - Lonoke
South Arkansas Youth Services, Inc. - Magnolia
Southwest Arkansas Counseling & Mental Health Center - Texarkana
United Family Services, Inc. - Pine Bluff
Youth Bridge, Inc. - Fayetteville

Specialized Services Contractors

Arkansas State Hospital Unit, ASH - Little Rock
Consolidated Youth Services - Jonesboro
Piney Ridge - Fayetteville
Rivendell Behavior Health Services - Benton
South Arkansas Youth Services, Inc. - Magnolia
Vera Lloyd - Little Rock
Youth Bridge Substance Abuse Treatment - Fayetteville
Youth Home - Little Rock
Youth Village, Inc. - Memphis, TN

Source: Division of Youth Services

**ARKANSAS DHHS STATISTICAL REPORT
DIVISION OF YOUTH SERVICES
SFY 2010**

Substance Abuse Treatment Contractors

All contractors are responsible for providing substance abuse treatment pursuant to their contract.

Serious Offender Programs

Alexander Juvenile Correctional Facility (JUMP)
Colt Juvenile Treatment Center
Harrisburg Juvenile Treatment Center
Mansfield Juvenile Treatment Center
Mansfield Juvenile Treatment Center for Girls
Dermott Juvenile Treatment Center
Dermott Juvenile Correctional Facility
Lewisville Juvenile Treatment Center

Source: Division of Youth Services

**ARKANSAS DHS STATISTICAL REPORT
DIVISION OF YOUTH SERVICES
COMMITMENTS TO YOUTH SERVICES CENTERS*
SFY 2010**



Total Number of Commitments: 481

*All commitments were counted even if a juvenile received one or more new commitment orders in the same case. Each was counted as a new commitment.

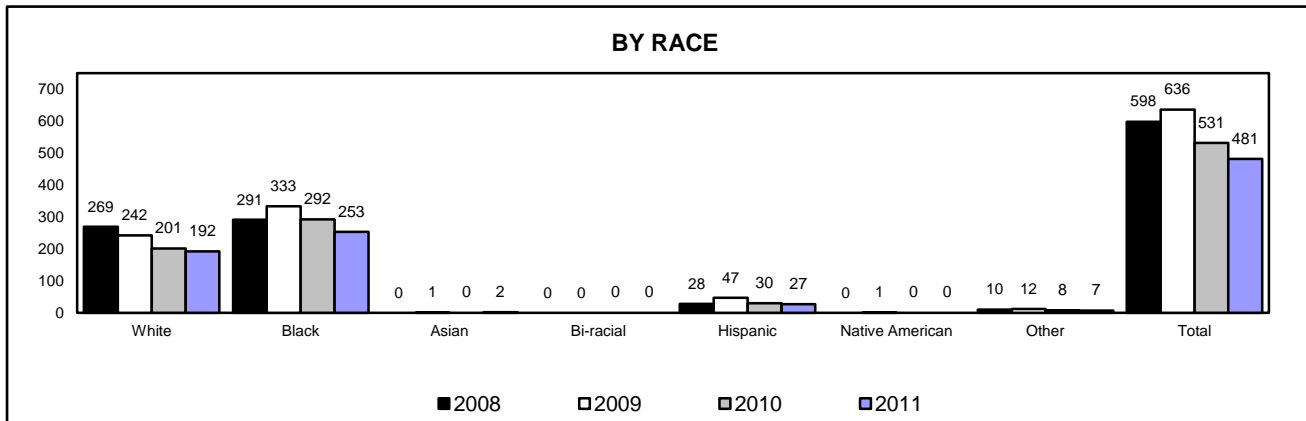
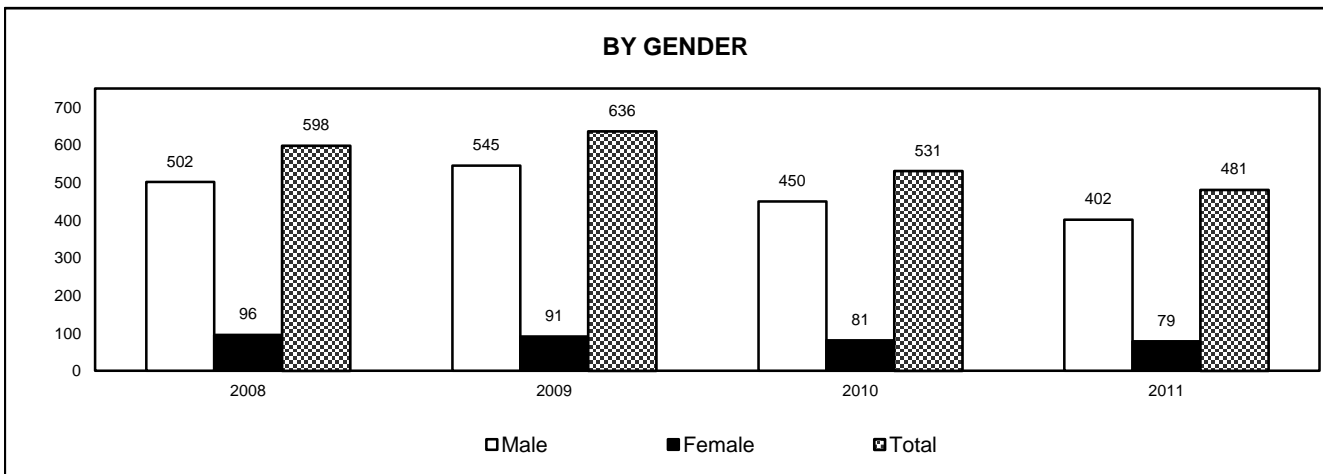
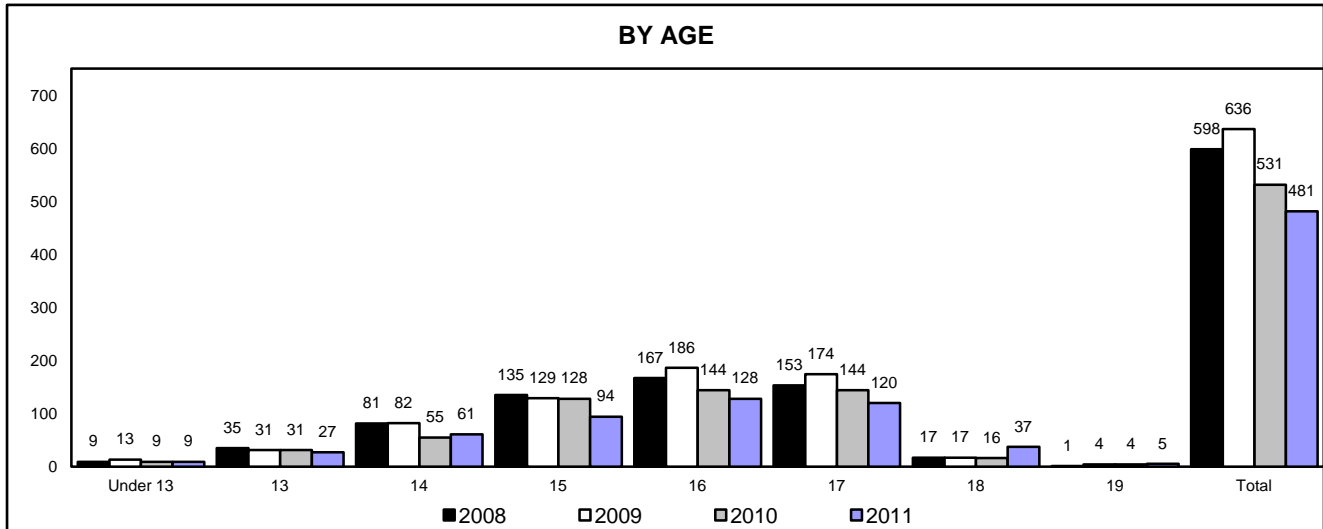
Source: Division of Youth Services

**ARKANSAS DHS STATISTICAL REPORT
COMMITMENTS TO YOUTH SERVICES CENTERS
BY JUDICIAL DISTRICT
SFY 2010**

Judicial District	Committing County	Number of Commitments		Judicial District	Committing County	Number of Commitments		
		By County	District Total			By County	District Total	
1st	Cross	2		11th East	Arkansas	1	1	
	Lee	1		11th West	Jefferson	50		
	Monroe	1			Lincoln	0	50	
	Phillips	4			12th	Sebastian	35	35
	St. Francis	6		2nd		Calhoun	3	
	Woodruff	2	16			Cleveland	2	
			Columbia		17			
			Dallas		2			
			Ouachita		8			
			Union		12	44		
3rd	Jackson	3		14th	Baxter	2		
	Lawrence	3			Boone	1		
	Randolph	2			Marion	0		
	Sharp	2	10		Newton	0	3	
4th	Madison	0		15th	Conway	4		
	Washington	10	10		Logan	1		
5th	Franklin	2			Scott	0		
	Johnson	4			Yell	0	5	
	Pope	2	8	16th	Cleburne	1		
6th	Perry	0			Fulton	1		
	Pulaski	43	43		Independence	4		
7th	Grant	8			Izard	0		
	Hot Spring	12	20		Stone	1	7	
8th North	Hempstead	21		17th	Prairie	0		
	Nevada	1	22		White	7	7	
8th South	Lafayette	1		18th East	Garland	26	26	
	Miller	8	9		18th West	Montgomery	0	
9th East	Clark	3	3	Polk		0	0	
	9th West	Howard	5		19th East	Carroll	0	0
Little River		5		19th West		Benton	12	12
Pike		4			20th	Faulkner	16	
Sevier		5	19	Searcy		3		
			Van Buren	1		20		
10th	Ashley	11		21st	Crawford	4	4	
	Bradley	1			22nd	Saline	40	40
	Chicot	8		23rd		Lonoke	4	4
	Desha	10						
	Drew	5	35					
TOTAL *						481	481	

* Based on actual commitment orders regardless of case
Source: Division of Youth Services

ARKANSAS DHS STATISTICAL REPORT YOUTH SERVICES CENTERS COMMITMENTS SFY 2007 - 2010



Source: Division of Youth Services

**ARKANSAS DHS STATISTICAL REPORT
ADJUDICATED DELINQUENTS COMMITTED
TO YOUTH SERVICES CENTERS
BY MOST SERIOUS FELONY OFFENSES
SFY 2001 to 2011**

Felony Offense	State Fiscal Year										
	2001	2002	2003	2004	2005	2006	2007	2008	2009	2010	2011
Arson	2	8	3	0	2	3	4	6	1	4	5
Battery, First Degree	1	3	5	1	7	1	2	2	6	4	3
Burglary (d)	59	91	70	74	52	55	60	73	80	108	69
Kidnapping	0	1	0	0	0	0	0	0	2	1	1
Murder (a) (1)	0	0	0	0	0	0	0	2	2	0	3
Rape (2)	17	15	17	22	19	17	14	17	23	16	16
Robbery (b)	4	8	9	4	17	15	12	22	30	96	12
Total Commitments of Selected Offenses	83	126	104	101	97	91	92	122	144	229	109

Total Commitments of All Offenses (c)	597	516	528	531	575	647	622	598	636	531	481
---------------------------------------	-----	-----	-----	-----	-----	-----	-----	-----	-----	-----	-----

(a) Includes Capital, First Degree and Second Degree Murder.

(b) Includes Aggravated Robbery and Robbery.

(c) Includes Commitments for "Evaluation Only".

(d) Includes Burglary Commercial and Residential.

(1) Includes Attempted Capital Murder, Conspiracy to Commit Capital Murder, Conspiracy to Commit Murder-Second Degree, and Criminal Attempt Murder-Second Degree.

(2) Includes Criminal Attempted Rape.

Commitments By Offense Class

SFY	Felonies	Misdemeanors	Total
2001	307	261	568
2002	327	186	513
2003	306	217	523
2004	336	195	531
2005	328	245	573
2006	354	293	647
2007	359	260	622
2008	379	214	598
2009	409	227	636
2010	331	186	531
2011	306	175	481

(1) Twenty-nine (29) commitments were a result of violation or revocation of probation.

(2) Three (3) commitments were a result of violation or revocation of probation.

(3) Five (5) commitments were a result of violation or revocation of probation.

(4) Two (2) commitments were a result of violation or revocation of probation.

(5) Three (3) commitments were a result of aftercare probation.

(6) Fourteen (14) commitments were a result of aftercare probation.

(7) Nine (9) commitmentment were a result of a violation or revocation of probation.

Source: Division of Youth Services

**ARKANSAS DHS STATISTICAL REPORT
ADJUDICATED DELINQUENTS COMMITTED
TO YOUTH SERVICES CENTERS
BY CATEGORY OF OFFENSE AND SEVERITY
SFY 2011**

Offense Category	Sex	Felony							Misdemeanor					Total Offenses
		Y	A	B	C	D	U	Total	A	B	C	U	Total	
Person	Male	27	0	13	9	31	0	80	44	4	4	0	52	132
	Female	1	0	1	1	15	0	18	9	3	1	0	13	31
	Total	28	0	14	10	46	0	98	53	7	5	0	65	163
Property	Male	6	1	83	48	19	0	157	31	3	2	0	36	193
	Female	0	0	2	6	2	0	10	11	0	0	0	11	21
	Total	6	1	85	54	21	0	167	42	3	2	0	47	214
Public Order	Male	0	0	0	1	12	0	13	10	0	11	0	21	34
	Female	0	0	0	0	5	0	5	4	0	11	0	15	20
	Total	0	0	0	1	17	0	18	14	0	22	0	36	54
Drug Law Violation	Male	6	2	1	4	2	0	15	15	1	0	0	16	31
	Female	1	0	0	2	0	0	3	1	0	0	0	1	4
	Total	7	2	1	6	2	0	18	16	1	0	0	17	35
Other	Male	0	0	0	1	2	0	3	2	1	0	0	9	12
	Female	0	0	0	0	0	0	0	0	0	0	1	3	3
	Total	0	0	0	1	2	0	3	2	1	0	1	12	15
Totals	Male	39	3	97	63	66	0	268	102	9	17	0	128	396
	Female	2	0	3	9	22	0	36	25	3	12	1	41	77
	Total	41	3	100	72	88	0	304	127	12	29	1	169	481

The severity of the offense ranges from Felony classification Y being the most serious to Misdemeanor classification U being the least serious.

**ARKANSAS DHS STATISTICAL REPORT
PRIMARY OFFENSES OF ADJUDICATED DELINQUENTS
COMMITTED TO YOUTH SERVICES CENTERS
OFFENSE AGAINST PERSON
SFY 2007 - 2011**

Offense Classification	Offense Grade	Offense Title	SFY				
			2007	2008	2009	2010	2011
Felony	A	Attempted Aggravated Robbery	0	3	0	0	0
	A	Attempted Capital Murder	0	1	0	0	0
	A	Criminal Attempt	3	4	1	1	0
	A	Sexual Assault, First Degree	0	1	1	0	0
	B	Abuse of Adults	1	0	0	0	0
	B	Battery, First Degree	2	2	6	4	3
	B	Criminal Conspiracy	0	0	5	0	0
	B	Domestic Battery	1	1	0	0	0
	B	Murder, Second Degree	0	0	1	0	0
	B	Robbery	12	8	16	13	4
	B	Sexual Assault, Second Degree	15	21	16	12	6
	B	Terroristic Act	0	5	3	1	1
	C	Domestic Battery, Second Degree	2	1	0	3	1
	C	False Imprisonment, First Degree	0	1	0	0	0
	C	Furnishing Prohibited Articles	0	0	0	1	2
	C	Intimidating a Witness	0	0	1	0	0
	C	Manslaughter	0	0	0	0	1
	C	Negligent Homicide	1	0	0	0	0
	C	Sexual Assault, Third Degree	2	1	4	1	6
	C	Stalking, Second Degree	0	0	0	1	0
	C	Trans/Dstrbtn Mat Depct Child, First Offense	0	0	1	0	0
	D	Aggravated Assault	13	7	12	6	4
	D	Aggravated Assault on Family of Household Member	2	2	5	3	2
	D	Battering, Domestic - 2nd Degree	0	2	1	1	0
	D	Battering, Domestic - 3rd Degree	2	2	2	0	1
	D	Battery, Second Degree	14	25	23	13	19
	D	Child Sex Offender Fail to Register	0	0	1	1	0
	D	Communicating False Alarm	2	2	0	0	0
	D	Death Threat - School Employee or Student	0	0	0	1	0
	D	Failure to Stop After Accident W/Injury or Death	0	1	0	1	0
	D	Sexual Assault - 2nd Degree	0	0	0	0	4
	D	Sexual Assault - 4th Degree	0	3	0	5	0
	D	Sexual Solicitation of a Child	1	0	0	0	0
	D	Terroristic Threatening, First Degree	18	15	24	20	16
	Y	Aggravated Robbery	15	14	14	12	8
	Y	Capital Murder	0	0	0	1	0
	Y	Kidnapping	0	0	2	0	1
	Y	Murder, First Degree	0	1	1	16	3
	Y	Rape	14	17	23	1	16
Total Felony Offenses			120	140	163	118	98

Source: Division of Youth Services

**ARKANSAS DHS STATISTICAL REPORT
PRIMARY OFFENSES OF ADJUDICATED DELINQUENTS
COMMITTED TO YOUTH SERVICES CENTERS
OFFENSE AGAINST PERSON
SFY 2007 - 2011**

Offense Classification	Offense Grade	Offense Title	SFY				
			2007	2008	2009	2010	2011
Misdemeanor	A	Assault, First Degree	4	4	6	7	4
	A	Assault Family or Household Member, First Degree	1	1	2	1	0
	A	Battery, Third Degree	34	33	45	27	35
	A	Communicating False Alarm	0	0	0	0	2
	A	Domestic Battery, Third Degree	13	10	5	12	0
	A	Endangering Welfare of a Minor, Second Degree	0	1	2	1	0
	A	False Imprisonment - 2nd Degree	0	0	0	1	1
	A	Negligent Homicide	1	0	0	0	0
	A	Sexual Abuse, Second Degree	1	0	0	0	0
	A	Sexual Assault, Fourth Degree	0	0	0	1	1
	A	Sexual Solicitation - Indecency of a Child	0	0	1	0	0
	A	Terroristic Threatening, Second Degree	13	19	14	11	10
	B	Assault Family of Household Member, Second Degree	3	0	1	1	0
	B	Assault, Second Degree	3	0	3	4	6
	B	Terroristic Threatening, Second Degree	1	0	2	0	1
	C	Assault, Third Degree	4	5	0	4	3
	C	Assault Family or Household Member, Third Degree	7	0	1	1	2
	U	Insult or Abuse of a Teacher	1	0	1	0	0
Total Misdemeanor Offenses			86	73	83	71	65
Total Commitments for Offense Against Person			206	213	246	189	163

Source: Division of Youth Services

**ARKANSAS DHS STATISTICAL REPORT
PRIMARY OFFENSES OF ADJUDICATED DELINQUENTS
COMMITTED TO YOUTH SERVICES CENTERS
OFFENSE AGAINST PROPERTY
SFY 2007 - 2011**

Offense Classification	Offense Grade	Offense	SFY				
			2007	2008	2009	2010	2011
Felony	A	Arson	0	2	1	2	1
	B	Arson	0	1	0	1	0
	B	Burglary	6	8	7	3	6
	B	Criminal Attempt	1	2	2	0	1
	B	Forgery, First Degree	0	1	0	0	1
	B	Residential Burglary	37	49	62	62	45
	B	Theft of Property	22	19	26	15	23
	B	Theft by Receiving	7	3	2	2	9
	C	Arson	1	1	0	1	0
	C	Commercial Burglary	17	16	11	18	16
	C	Criminal Attempt	4	3	3	1	1
	C	Criminal Mischief, First Degree	15	12	16	13	8
	C	Defacing Objects of Public Interest>\$250	0	0	0	0	1
	C	Forgery, Second Degree	6	3	3	0	2
	C	Fraudulent Use of a Credit Card	0	1	3	1	0
	C	Theft of Property	33	37	33	28	20
	C	Theft of Services	0	1	0	0	0
	C	Theft by Receiving	7	10	8	5	6
	D	Arson	1	1	0	0	0
	D	Breaking or Entering	27	24	22	16	16
	D	Criminal Attempt	2	1	0	0	1
	D	Criminal Mischief	1	3	2	1	1
	D	Reckless Burning	0	1	0	0	0
	D	Theft of Property	4	0	1	0	3
	D	Unlawful Destruction/Removal of Cemetery Grave Marker	0	0	0	1	0
	Y	Arson \$100,000 or more	0	1	0	0	4
	Y	Aggravated Residential Burglary	0	0	1	0	2
Total Felony Offenses			191	200	203	170	167

Source: Division of Youth Services

**ARKANSAS DHS STATISTICAL REPORT
PRIMARY OFFENSES OF ADJUDICATED DELINQUENTS
COMMITTED TO YOUTH SERVICES CENTERS
OFFENSE AGAINST PROPERTY
SFY 2007 - 2011**

Offense Classification	Offense Grade	Offense Title	SFY				
			2007	2008	2009	2010	2011
Misdemeanor	A	Arson less than \$500	2	0	0	0	0
	A	Consol Offenses - Shoplifting Presump - Amount of Theft	0	0	0	1	2
	A	Criminal Attempt	2	0	1	0	0
	A	Criminal Mischief, First Degree	7	8	12	5	11
	A	Criminal Mischief, Second Degree	3	4	8	1	0
	A	Shoplifting	3	1	2	0	1
	A	Theft by Receiving	8	1	6	3	7
	A	Theft of Motor Fuel	1	0	0	0	0
	A	Theft of Property	39	18	39	25	18
	A	Unauthorized Use of a Vehicle	4	9	6	3	3
	B	Criminal Mischief, Second Degree	1	2	3	2	2
	B	Criminal Trespass	7	2	3	1	1
	C	Theft of Property Lost-Mislaid-Delivered By Mistake	0	0	0	0	1
	C	Criminal Trespass	1	1	1	2	1
	U	Shoplifting	2	0	0	0	0
Total Misdemeanor Offenses			80	46	81	43	47
Total Commitments for Offense Against Property			271	246	284	213	214

Source: Division of Youth Services

**ARKANSAS DHS STATISTICAL REPORT
PRIMARY OFFENSES OF ADJUDICATED DELINQUENTS
COMMITTED TO YOUTH SERVICES CENTERS
OFFENSE AGAINST PUBLIC ORDER
SFY 2007 - 2011**

Offense Classification	Offense Grade	Offense Title	SFY				
			2007	2008	2009	2010	2011
Felony	B	Unlawful Discharge of Firearm Veh, Second Degree	0	1	0	0	0
	C	Escape, First Degree	2	0	0	0	1
	C	Failure to Appear	0	1	1	0	0
	C	Fleeing	1	1	0	2	0
	D	Absconding	3	2	12	5	15
	D	Escape, Second Degree	4	0	0	2	0
	D	Fleeing	1	1	2	2	0
	D	Handgun Minor in Possession, Second Offense	1	1	4	2	0
	D	Handgun Poss Campus Inst Higher Education	1	0	1	0	0
	D	Handgun Poss Pub School Property/Bus	0	0	3	1	2
	D	Inciting a Riot	5	0	0	0	0
	U	Unlawful Burning	0	0	1	0	0
	Y	Simult Poss of Drugs and Firearms	1	2	0	3	0
Total Felony Offenses			19	9	24	17	18
Misdemeanor	A	Escape, Third Degree	2	3	0	1	0
	A	Failure to Appear	1	0	0	1	2
	A	Fleeing	2	3	1	1	0
	A	Handgun Minor in Possession, First Offense	6	2	4	6	2
	A	Harassing Communications	0	0	1	1	1
	A	Harassment	3	2	0	3	3
	A	Indecent Exposure	3	2	0	1	2
	A	Obstructing Governmental Operations	4	3	1	2	1
	A	Public Sexual Indecency	3	2	2	0	1
	A	Resisting Arrest	3	7	3	6	2
	B	Fleeing	2	1	0	0	0
	B	Prostitution, First Offense	0	2	0	0	0
	C	Disorderly Conduct	25	28	22	17	17
	C	Fleeing	2	3	0	3	1
	C	Obstructing Governmental Operations	2	3	4	3	1
	C	Obstructing Hwy or Other Public Place	2	1	0	0	0
	C	Public Intoxication	3	2	3	6	3
	U	Contempt of Court	1	1	0	0	0
	U	Littering 1st Offense	0	0	0	1	0
Total Misdemeanor Offenses			64	65	41	52	36
Total Commitments for Offense Against Public Order			83	74	65	69	54

Source: Division of Youth Services

**ARKANSAS DHS STATISTICAL REPORT
PRIMARY OFFENSES OF ADJUDICATED DELINQUENTS
COMMITTED TO YOUTH SERVICES CENTERS
DRUG LAW VIOLATIONS
SFY 2007 - 2011**

Offense Classification	Offense Grade	Offense Title	SFY				
			2007	2008	2009	2010	2011
Felony	A	Manufacture, Delivery, Possession of Controlled Substance	0	0	0	0	2
	B	Intro Cont-Sub into Another's Body I-III	0	1	0	0	0
	B	Maintain Drug Premises Near Drug Free Zone	1	0	0	0	0
	B	Manf Etc Controlled Substance, Sch I, II, III	0	0	1	0	0
	B	Possession/Use of Drug Paraphernalia to Manufacture Meth	0	0	0	1	0
	B	Possession, Etc Counterfeit Subt with Intent SCH I, II	1	1	1	0	1
	C	Delivery, Possession, Manufacture, Etc. Drug Paraphernalia	1	1	1	2	1
	C	Intro Cont-Sub into Another's Body IV-VI	0	0	1	0	1
	C	Manufacture, Delivery, Possession Marijuana < 10 pounds	1	0	1	0	0
	C	Manufacture, Etc. Controlled Substance, Sch IV, V	4	1	0	1	1
	C	Possession Ctrl/Cnft Sub w/o Prescription, Third Offense	5	8	1	1	0
	C	Possession of Controlled Substance Sch I, II	6	6	2	5	3
	C	Possession of Marijuana <10 lbs	0	1	0	0	0
	C	Possession of Marijuana > = 10 < 100 lbs	0	1	0	0	0
	C	Possession, Etc Counterfeit Subt with Intent SCH I-V	4	1	0	4	0
	D	Poss of Ctrl/Counterfeit Subs w/o Presc, Second Offense	0	5	4	3	2
	D	Poss, Etc Cntrft Sub W-Intent Unclass Sch	0	1	0	0	0
	D	Non-Controlled Substance Rep as Class Ctrl Substance	1	0	0	0	0
	Y	Manufactured Etc Controlled Substance >\$400<28gms	0	0	1	0	0
	Y	Manuf Etc Controlled Substance Sch I, II >28<200g	0	0	1	1	0
	Y	Manuf Etc Controlled Substance Sch I, II	1	0	3	1	0
	Y	Manuf, Del, Possession Controlled Subs Sch I, II <28	0	1	0	0	7
Total Felony Offenses			25	28	17	19	18
Misdemeanor	A	Delv, Poss, Manu, Etc. Drug Paraphernalia/Ctrfet Ctrl Sub	5	0	0	0	3
	A	Poss of a Ctrl/Counterfeit Subs w/o Presc, First Offense	18	19	9	9	8
	A	Possession of Marijuana	0	0	2	3	5
	B	Adulterant Drug Test or Possession of Adulterants	0	0	0	0	1
	U	Possession of Drug Paraphernalia	1	0	0	0	0
Total Misdemeanor Offenses			24	19	11	12	17
Total Commitments for Drug Law Violation			49	47	28	31	35

Source: Division of Youth Services

**ARKANSAS DHS STATISTICAL REPORT
 PRIMARY OFFENSES OF ADJUDICATED DELINQUENTS
 COMMITTED TO YOUTH SERVICES CENTERS
 OTHER OFFENSES
 SFY 2007 - 2011**

Offense Classification	Offense Grade	Offense Title	SFY				
			2007	2008	2009	2010	2011
Felony	C	Interfering with Law Enforcement Officer	2	0	1	1	1
	D	Criminal Use of a Prohibited Weapon	0	0	0	2	1
	D	Defacing a Firearm	0	1	0	0	0
	D	Possession of Defaced Firearm	0	0	0	2	1
	D	Possession of a Firearm by Certain Persons	0	1	1	1	0
	D	Threatening a Fire or Bombing	1	0	0	0	0
	U	Engaging in Violent Criminal Group Activity	1	0	0	0	0
	U	Sell or Possession of Obscene Film	0	0	0	1	0
Total Felony Offenses			4	2	2	7	3

Source: Division of Youth Services

**ARKANSAS DHS STATISTICAL REPORT
 PRIMARY OFFENSES OF ADJUDICATED DELINQUENTS
 COMMITTED TO YOUTH SERVICES CENTERS
 OTHER OFFENSES
 SFY 2007 - 2011**

Offense Classification	Offense Grade	Offense Title	SFY					
			2007	2008	2009	2010	2011	
Misdemeanor	A	Attempt to Influence Public Servant	0	1	0	0	1	
	A	Carrying Certain Prohibited Weapons	1	3	3	2	0	
	A	Criminal Impersonation	0	0	1	0	1	
	A	Filing False Rept of Crim Wrong Doing	0	0	1	0	0	
	A	Possession of a Instrument of Crime	3	1	1	0	0	
	B	Criminal Solicitation	0	0	1	0	0	
	B	Refusal to Submit to Arrest	0	1	2	1	1	
	U	Criminal Contempt	4	3	1	4	0	
	U	Purchase/Poss Intox Liquor by Minor	0	2	0	1	0	
	U	Revocation of Probation	0	1	0	0	0	
	U	Smoking on School Property	0	0	1	0	0	
	U	Aftercare Violation/Revocation of Probation	3	4	0	14	9	
	Total Misdemeanor Offenses			11	16	11	22	12
	Total Commitments for Other Offenses			15	18	13	29	15

Source: Division of Youth Services

**ARKANSAS DHS STATISTICAL REPORT
NUMBER OF ADJUDICATED DELINQUENTS
RECOMMITTED TO YOUTH SERVICES CENTERS
SFY 2007 - 2011**

SFY	Sex	Total Commitments	Number of Prior Commitments								
			0	1	2	3	4	5	6	7+	N/A
2007	Male	503	393	82	21	6	1	0	0	0	0
	Female	119	92	20	6	0	1	0	0	0	0
	Total	622	485	102	27	6	2	0	0	0	0

Recommitment Rate = 22%

Note: Based on all new commitment orders regardless of case.

2008	Male	502	380	94	21	6	1	0	0	0	0
	Female	96	63	25	6	2	0	0	0	0	0
	Total	598	443	119	27	8	1	0	0	0	0

Recommitment Rate = 26%

Note: Based on all new commitment orders regardless of case.

2009	Male	545	423	94	24	3	1	0	0	0	0
	Female	91	66	16	5	4	0	0	0	0	0
	Total	636	489	110	29	7	1	0	0	0	0

Recommitment Rate = 23%

Note: Based on all new commitment orders regardless of case.

2010	Male	450	344	85	15	5	0	1	0	0	0
	Female	81	55	17	5	2	2	0	0	0	0
	Total	531	399	102	20	7	2	1	0	0	0

Recommitment Rate = 25%

Note: Based on all new commitment orders regardless of case.

2011	Male	402	316	77	7	1	1	0	0	0	0
	Female	79	59	12	6	2	0	0	0	0	0
	Total	481	375	89	13	3	1	0	0	0	0

Recommitment Rate = 25%

Note: Based on all new commitment orders regardless of case.

**ARKANSAS DHS STATISTICAL REPORT
NUMBER OF JUVENILES REFERRED
TO SPECIALTY PROVIDER FACILITIES
SFY 2011**

Facility	Number of Placements		
	Male	Female	Total
Arkansas State Hospital	13	1	14
Consolidated Youth Services - CYS/ASAP	7	0	7
Piney Ridge	9	0	9
Rivendell Behavioral Health Services	35	17	52
South Arkansas Youth Services, Inc.	26	0	26
South Arkansas Youth Services, Inc. for Girls	0	23	23
Vera Lloyd	38	2	40
Youth Bridge, Inc. (YB/SAT)	36	0	36
Youth Home, Inc.	2	1	3
Youth Villages	3	1	4
Total	169	45	214

Average Length-of-Stay of Adjudicated Delinquents*

A. Juvenile Correctional Facilities	159 days
B. Juvenile Treatment Centers	211 days
C. Specialized Placements	156 days
D. Juvenile Detention Centers	34 days

*Represents the length of time at the listed location and not the length of time since commitment to DYS.

**Number of Adjudicated Delinquents Admitted
to Serious Offender Programs**

Serious Offender Program	Number of Admissions		
	Male	Female	Total
Alexander Juvenile Correctional Facility (JUMP)	233	36	269
Colt Juvenile Treatment Center	43	0	43
Dermott Juvenile Correctional Facility (18-21)	52	0	52
Dermott Juvenile Treatment Center	49	0	49
Harrisburg Juvenile Treatment Center	69	0	69
Lewisville Juvenile Treatment Center	50	0	50
Mansfield Juvenile Treatment Center	49	0	49
Mansfield Juvenile Treatment Center for Girls	0	41	41
Total	545	77	622

**ARKANSAS DHS STATISTICAL REPORT
COMMUNITY-BASED YOUTH SERVICES PROGRAMS
SFY 2011**

The Community-based program network consists of 13 privately-operated non-profit organizations for SFY 2010. The division contracts with these programs to provide residential and non-residential services to youth up to the age of 21 who are adjudicated delinquents, members of "families in need of service", or youth at risk (youth who exhibit behavior that, if continued, would bring them into contact with the juvenile justice system).

**COMMUNITY-BASED PROGRAM INTAKES
BY PROVIDER BY GENDER**

Provider	Male	Female	Total
Comprehensive Juvenile Services	374	203	577
Consolidated Youth Services	391	204	595
Conway County Community Services	732	452	1,184
Counseling Clinic	1460	1229	2,689
East Arkansas Youth Services, Inc.	86	37	123
Health Resources of Arkansas, Inc.	232	107	339
Ouachita Children's Center, Inc.	204	113	317
Phoenix Youth and Family Services	196	75	271
Professional Counseling Associates	75	58	133
South Arkansas Youth Services	139	81	220
Southwest AR Counseling and Mental Health Center	252	124	376
United Family Services, Inc.	1,051	581	1,632
Youth Bridge, Inc.	630	343	973
TOTAL	5,822	3,607	9,429

**ARKANSAS DHS STATISTICAL REPORT
COMMUNITY-BASED INTAKES
BY AGE
SFY 2011**

Program	AGE							Total Intakes
	12 & Younger	13	14	15	16	17	18 & Older	
Comprehensive Juvenile Services	43	50	80	116	144	122	22	577
Consolidated Youth Services	42	40	52	118	159	173	11	595
Conway County Community Services	176	107	166	196	230	224	85	1,184
Counseling Clinic	317	219	299	405	569	660	220	2,689
East Arkansas Youth Services, Inc.	6	12	9	32	38	26	0	123
Health Resources of Arkansas, Inc.	34	28	57	60	79	78	3	339
Ouachita Children's Center	18	31	39	73	64	68	24	317
Phoenix Youth and Family Services	27	36	39	62	48	52	7	271
Professional Counseling Associates	21	9	15	28	28	29	3	133
South Arkansas Youth Services	9	15	30	36	66	60	4	220
Southwest AR Counseling and Mental Health Center	50	45	47	79	70	71	14	376
United Family Services	147	119	263	300	353	363	87	1,632
Youth Bridge, Inc.	51	80	109	170	258	280	25	973
TOTAL	941	791	1,205	1,675	2,106	2,206	505	9,429

**ARKANSAS DHHS STATISTICAL REPORT
INTERSTATE COMPACT ON JUVENILES
SFY 2011**

The Interstate Compact on Juveniles (ICJ) was designed primarily for cases involving out-of-state runaways, escapees and absconders, and for the supervision of juveniles who have been adjudicated delinquent. It provides legal procedures for the return of runaways and makes it possible to place a juvenile on probation or parole in a state other than the one where the offense was committed with the assurance of supervision by the appropriate agencies of the state in which he/she is placed.

Requests for Home Evaluation/Supervision Sent by Arkansas to Other States	117
Probation Referrals	91
Parole Referrals	26
Requests for Home Evaluation/Supervision Received by Arkansas from Other States	108
Probation Referrals	90
Parole Referrals	18
Number of Runaways Returned (Non-Delinquent Youth)	70
Number of Escapees (Youth Committed to Facility)	2
Number of Absconders (Youth on Probation or Parole)	36