

Arkansas Health & Opportunity for Me Health and Economic Outcomes Accountability Oversight Advisory Panel



**ARKANSAS DEPARTMENT OF
HUMAN SERVICES**



Welcome

Advisory Panel members and others joining via Zoom.

Reminder: Arkansas PBS will be live streaming this meeting; watch livestream now or recording later [here](#).

Meeting Focus: Health Improvement Initiative

- 2022 health quality measures
- QHP health incentives

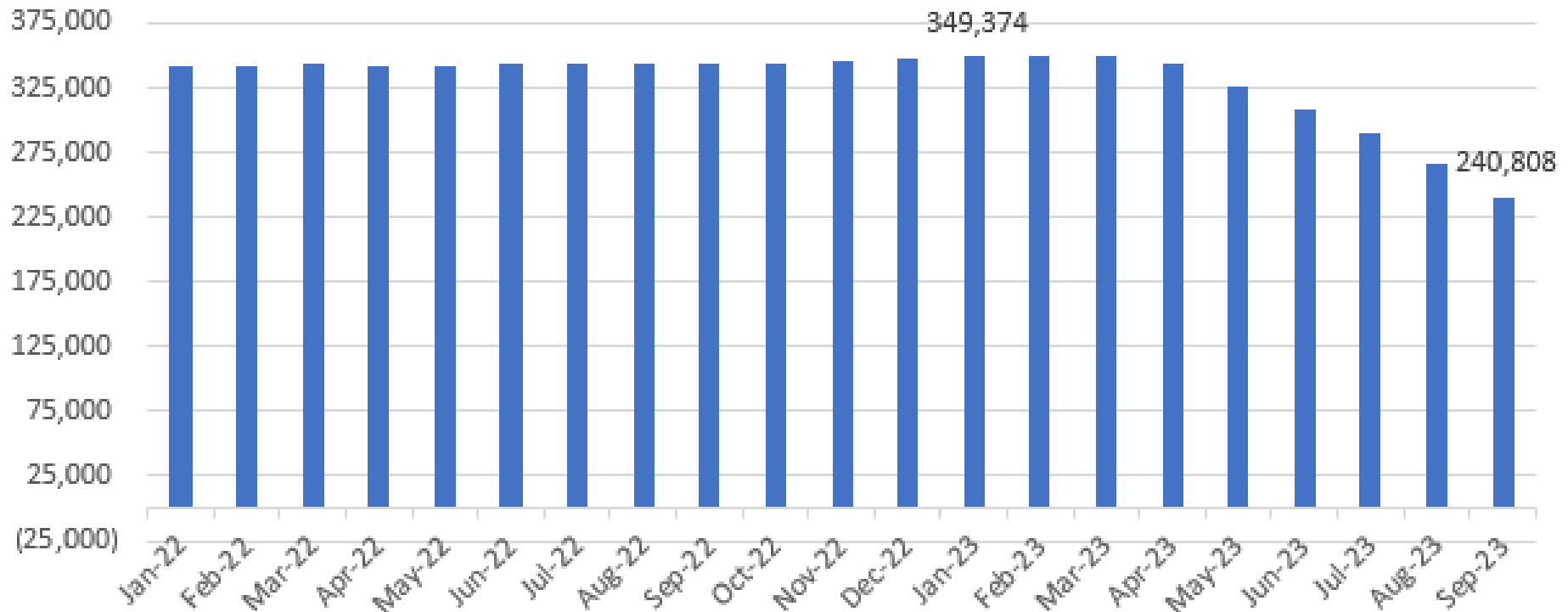
ARHOME Quarterly Report



**ARKANSAS DEPARTMENT OF
HUMAN SERVICES**

Public Health Emergency Unwind

ARHOME Enrollment



Enrollment as of the first day of each month (data pulled on September 5, 2023)



2024 Premiums

	2023 Average Premium Paid (Q1-Q2)	Average % Change in Premiums	
		2022 to 2023	2023 to 2024
Centene Ambetter Arkansas Health & Wellness Solutions	\$523	7%	1%
Centene QCA Health Plan Inc.	\$500	5%	-2%
Centene QualChoice Life and Health	\$490	3%	0%
BCBS Arkansas Blue Cross and Blue Shield	\$548	4%	8%
BCBS Health Advantage	\$488	5%	2%



2022 Health Quality Measure Results



**ARKANSAS DEPARTMENT OF
HUMAN SERVICES**

Overview of Panel Activities

December 2021:

- Set 2022 performance targets for 22 health metrics based on 2019 and 2020 performance results

December 2022

- Reviewed 2021 performance results for 23 health metrics
- Set 2023 performance targets for 23 health metrics and 3 birth outcome metrics

Today

- Review 2022 performance results for 11 health metrics (including 3 birth outcome metrics)
- Review QHPs' 2022 health incentives and results
- Review QHPs' planned 2024 health incentives

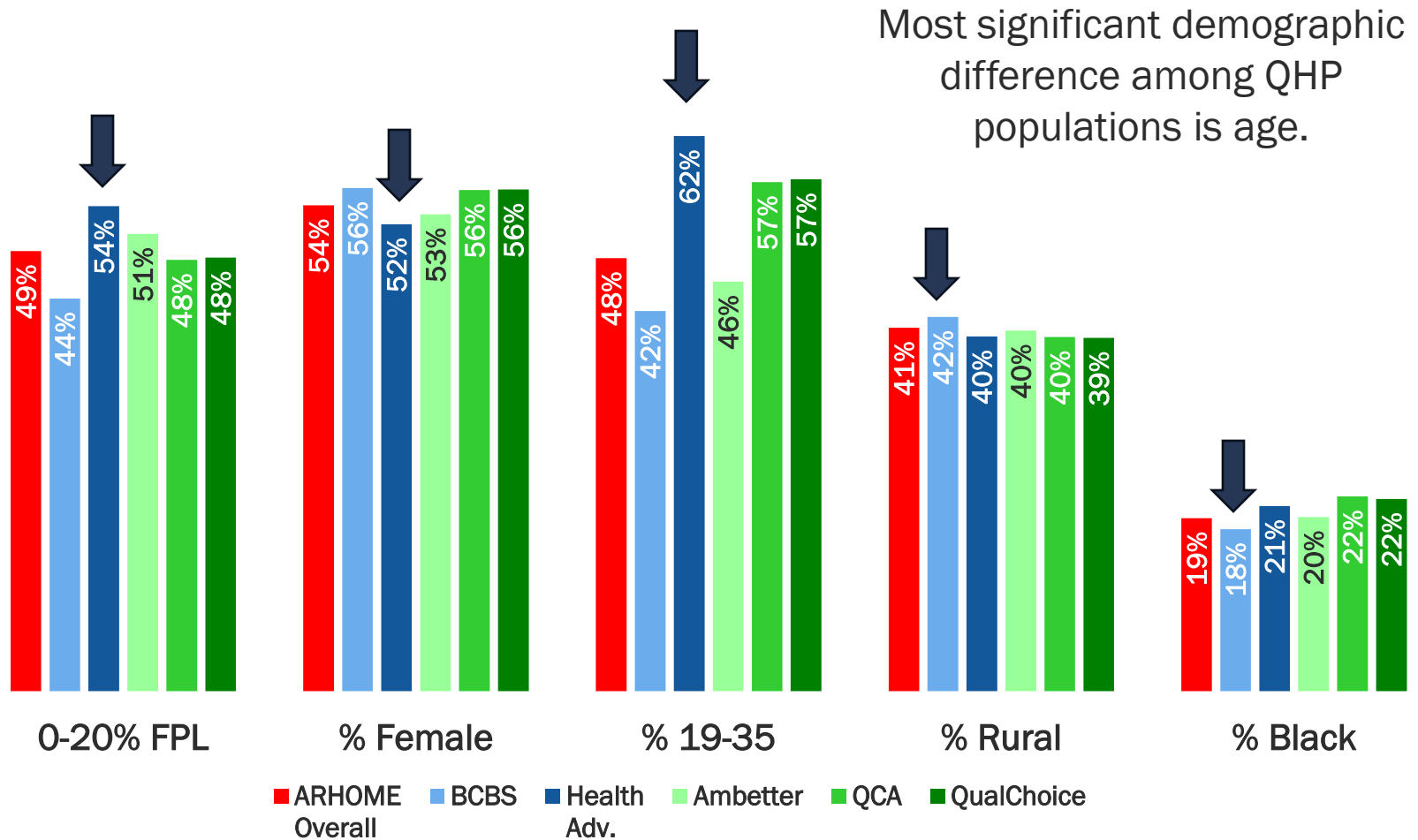


Health Improvement Initiative Requirements

- In 2022, QHPs were required to offer **one** health improvement incentive for each focus:
 - Preventive care
 - Pregnant women, particularly those with high-risk pregnancies
 - Individuals with mental illness
 - Individuals with substance use disorder
 - Individuals with two or more chronic conditions
- In 2023, QHPs required to offer **two** incentives for each.
- QHPs must include activities to support the Health Improvement Initiative in their annual strategic plans.



2022 QHP Population Differences



Preventive Care



**ARKANSAS DEPARTMENT OF
HUMAN SERVICES**

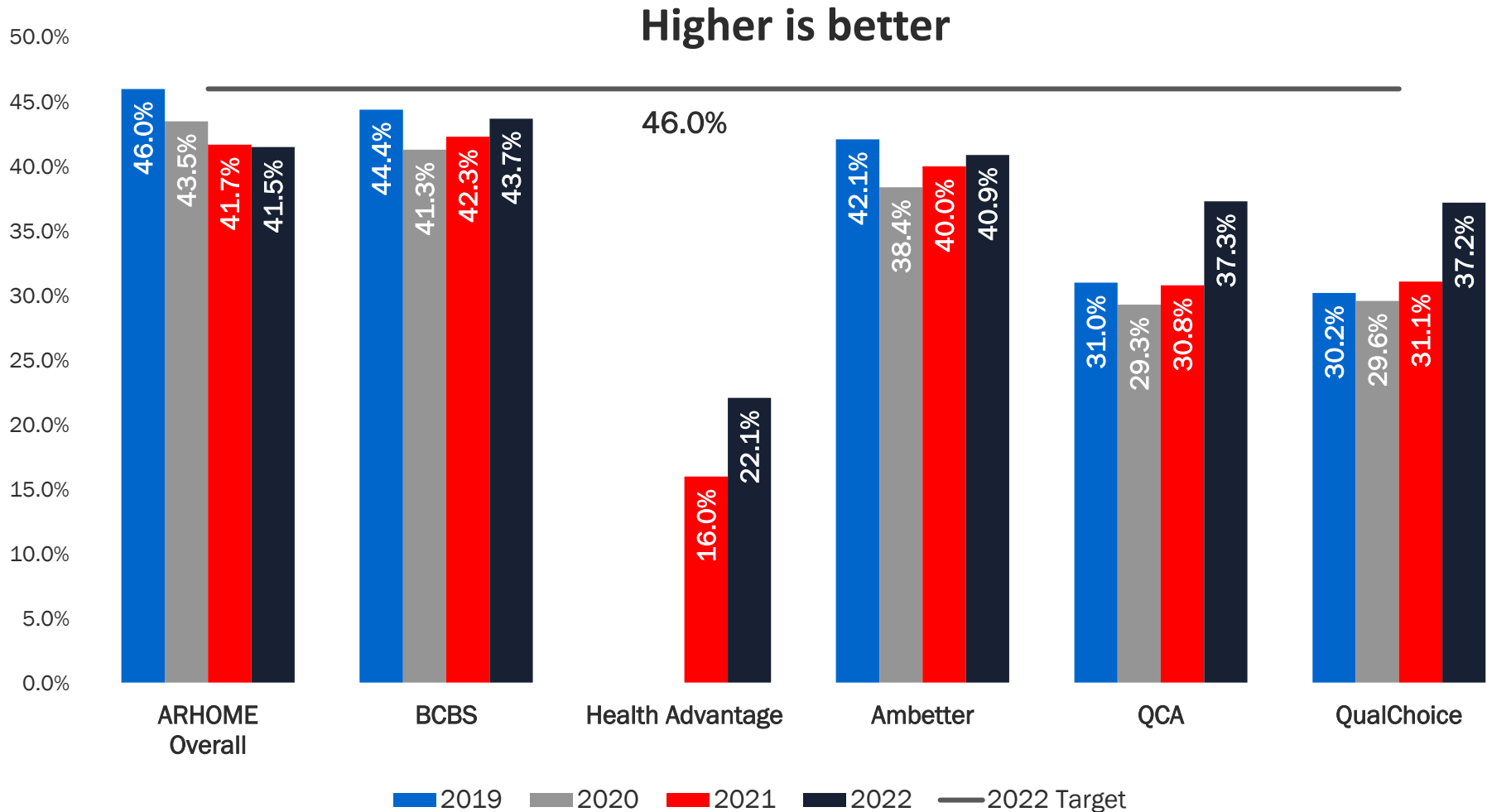
2022 QHP Health

Improvement Incentives: Preventive Care

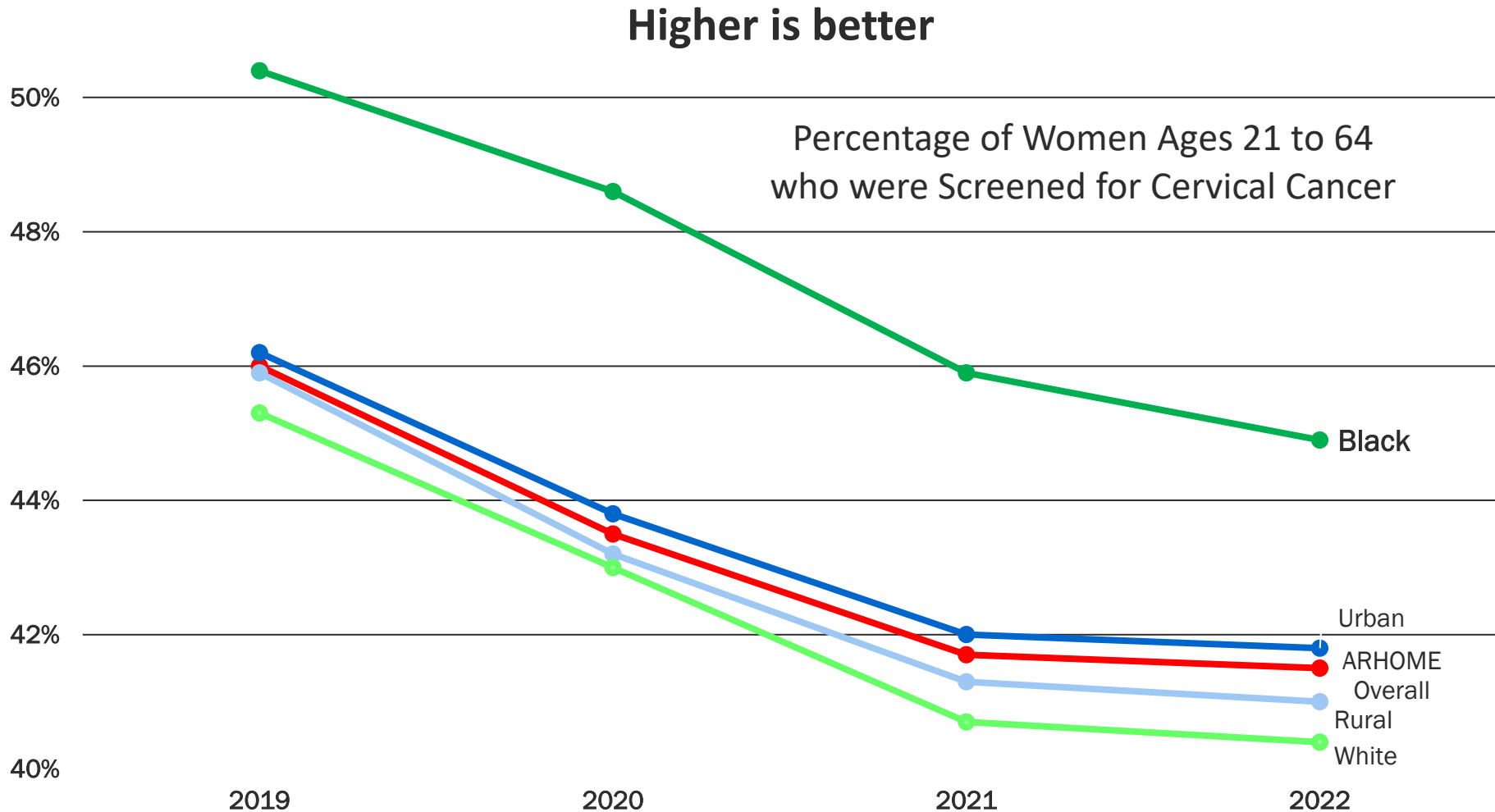
QHP	Incentive Activity	Beneficiaries Awarded	Total Awarded
Blue Cross and Blue Shield	Award beneficiaries: <ul style="list-style-type: none"> \$15 for completing wellness visit \$30 for completing cervical cancer screening. 	27,702 (22% of eligible)	\$415,530
		23,755 (43% of eligible)	\$1,187,750
Health Advantage	<ul style="list-style-type: none"> \$50 for completing mammogram 	6,584 (51% of eligible)	\$329,200
		4,719 (15% of eligible)	\$70,785
Ambetter	Complete a medical service for wellness (e.g., annual well visit for 500 points/\$50) or complete an activity (e.g., watch a video, read an article, take a survey, etc. for 200-750 points/\$20-\$75) on the My Health Pays Portal.	1,273 (23% of eligible)	\$63,650
QualChoice Life		18 (28% of eligible)	\$900
QCA		6,220	\$505,923
		1,996	\$152,100
		1,871	\$143,636



Cervical Cancer Screening, 21-64



Cervical Cancer Screening, 21-64



Preventive Care

- Cervical cancer screening rates continue to decline in 2022.
- Black women in ARHOME had better cervical cancer screening rates than white women in all four years.
- Urban women in ARHOME had higher cervical screening rates than rural women.
- None of the QHPs met the 2022 target for cervical cancer screenings.
- The **BCBS** plan had the highest cervical cancer screening rates of all QHPs all four years.



Birth Outcomes



**ARKANSAS DEPARTMENT OF
HUMAN SERVICES**

2022 QHP Health

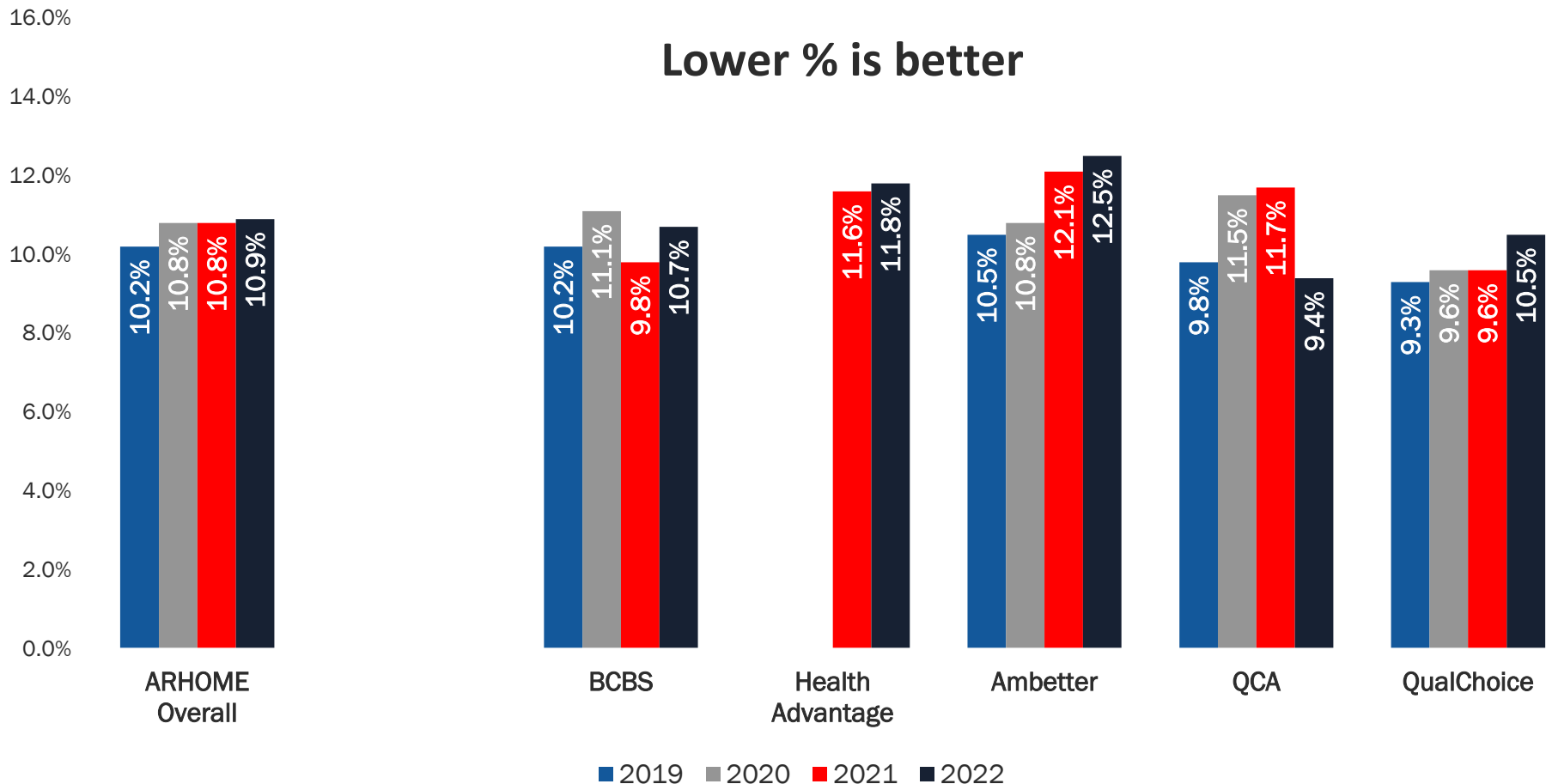
Improvement Incentives: Pregnant Women

QHP	Incentive Activity	Beneficiaries Awarded	Total Incentive Awarded
Blue Cross and Blue Shield	Award pregnant women \$200 if they report their due date and complete one prenatal visit.	1,822 (54% of eligible)	\$364,400
Health Advantage		713 (72% of eligible)	\$142,600
Ambetter	Offered enhanced case management providing members with education to address high-risk maternity concerns.	212 for case mgt; 13 for community baby showers	NA
QualChoice Life	Organized community baby showers that offered educational sessions and health and safety opportunities to assist members prepare for their upcoming delivery. All members that attended received a gift.	203 for case mgt; 13 for community baby showers	NA
QCA		178 for case mgt; 13 for community baby showers	NA

Low Birthweight

Definition: % of babies born weighing less than 2,500 grams (5 lbs. 8 oz.)

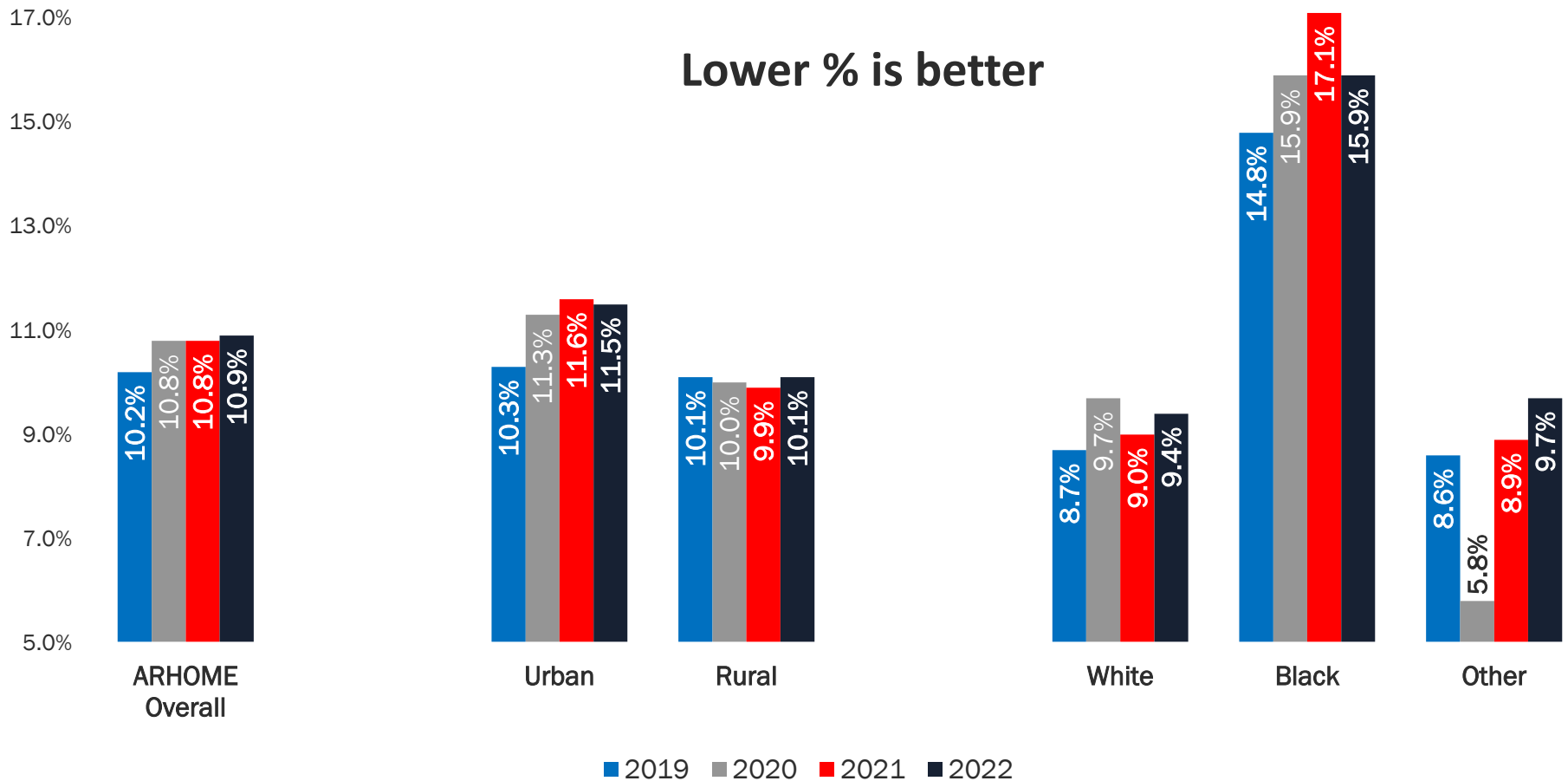
Lower % is better



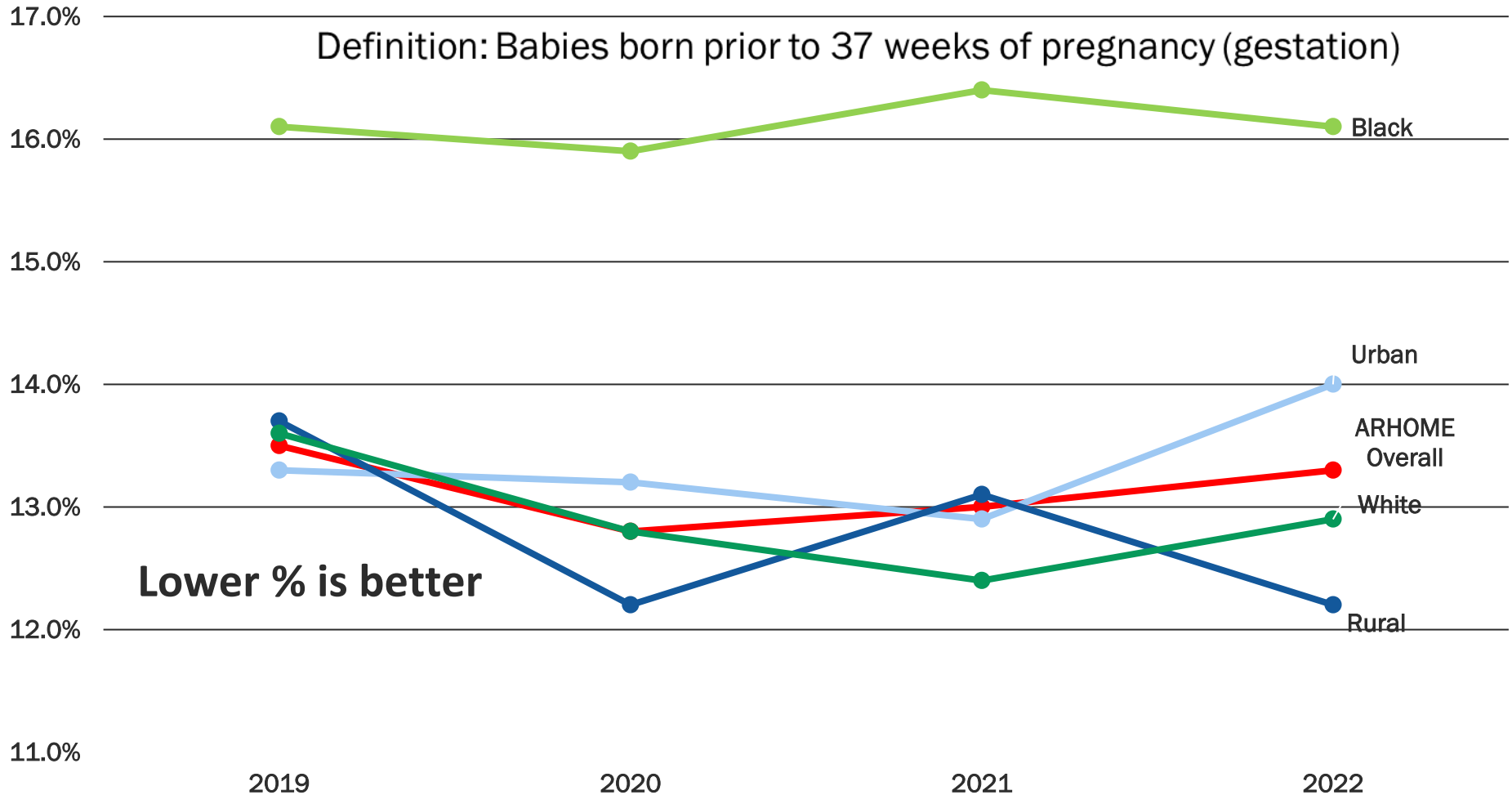
Low Birthweight

Definition: % of babies born weighing less than 2,500 grams (5 lbs. 8 oz.)

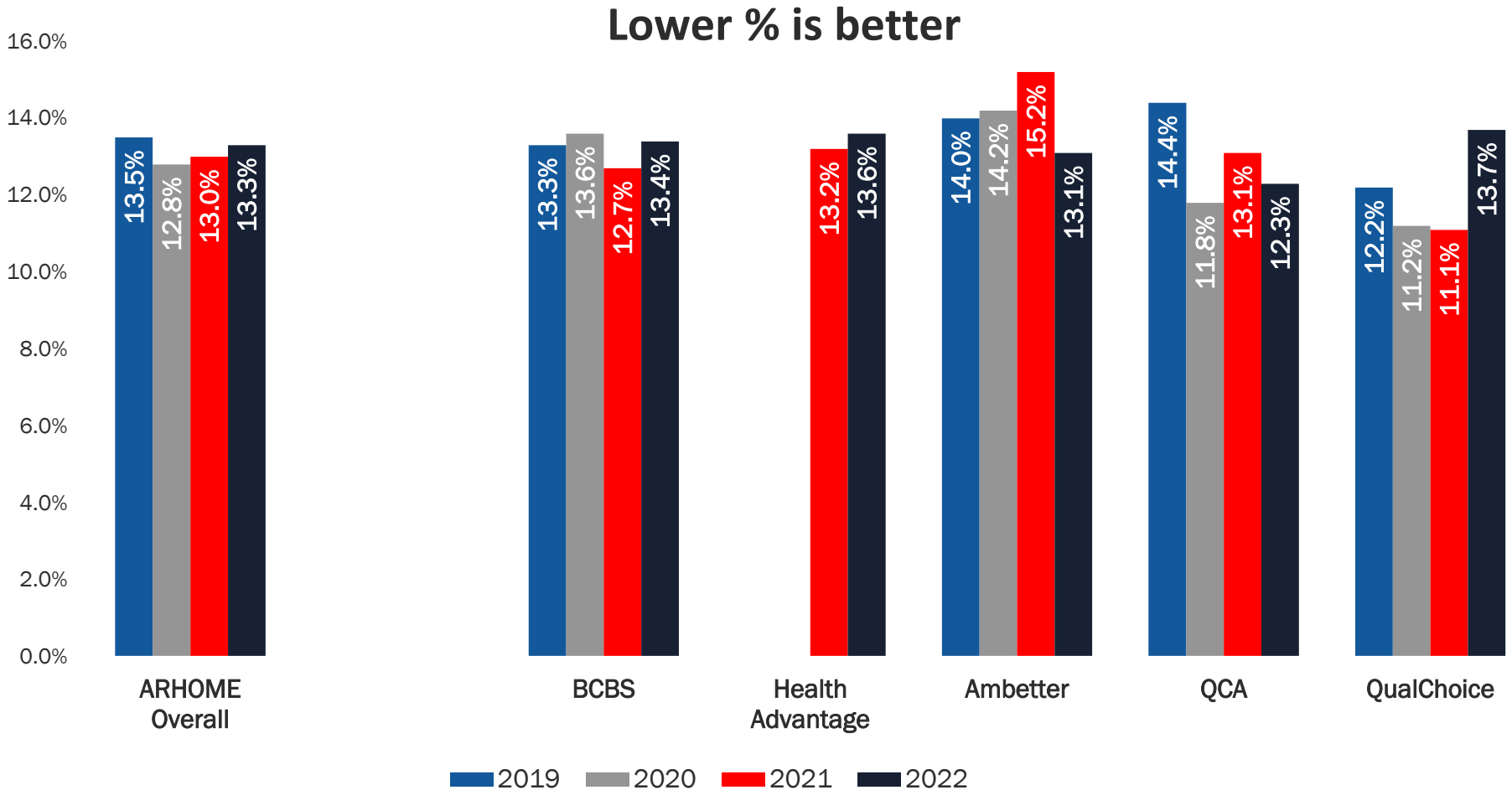
Lower % is better



Preterm Births



Preterm Births



Birth Outcomes

- Black beneficiaries had significantly worse birth outcomes than white beneficiaries across all four years.
- White and urban preterm birth rates worsened in 2022, compared with 2021, while black and rural rates improved.
- Rural low birthweight rates were better than urban rates all four years.
- **QualChoice** Life had the best birth outcomes for the first three years, but its rates worsened in 2022, when QCA had the best rates.

Behavioral Health Care

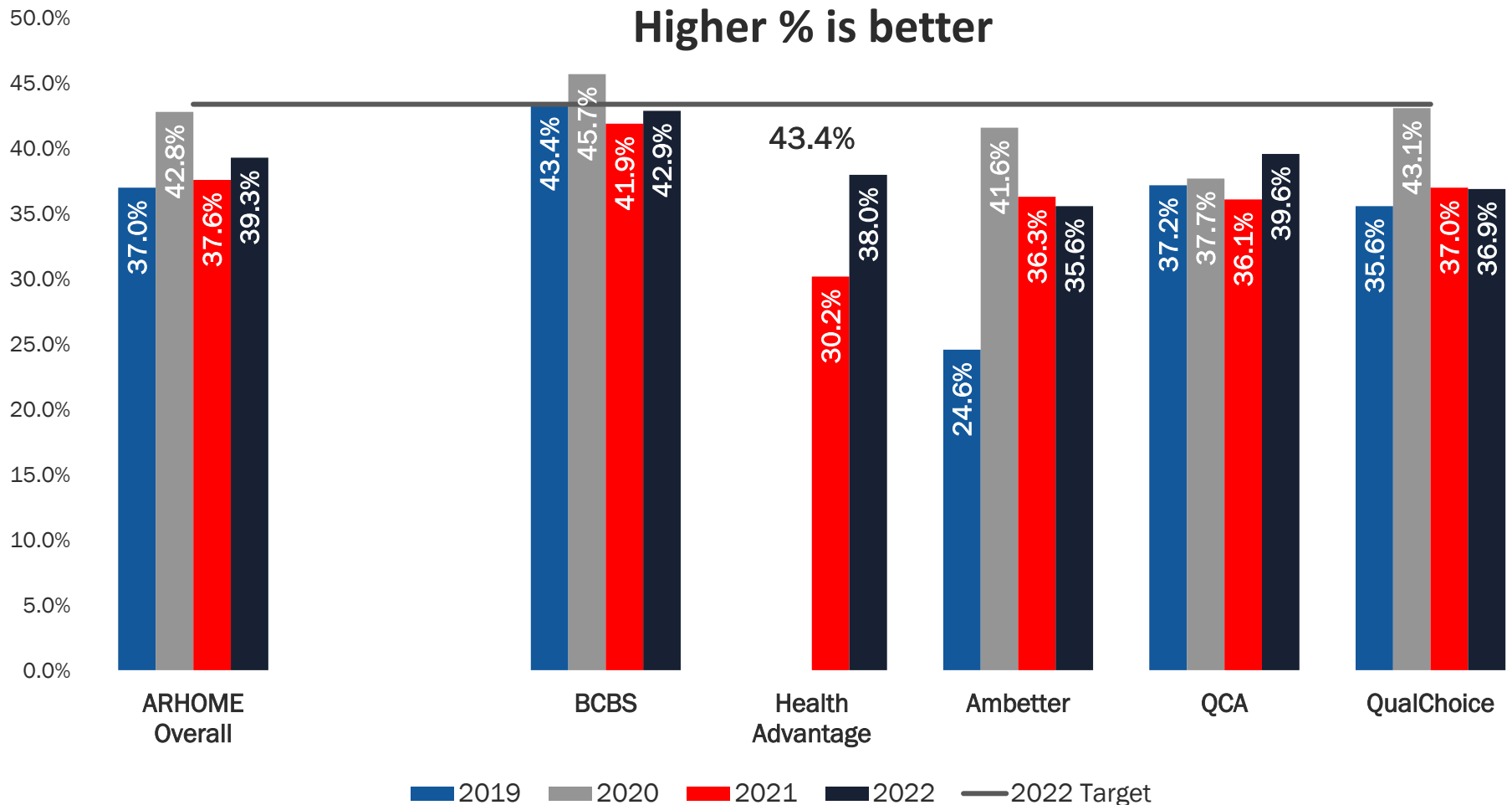


**ARKANSAS DEPARTMENT OF
HUMAN SERVICES**

2022 QHP Health Improvement Incentives: Mental Illness

QHP	Incentive Activity	Beneficiaries Awarded	Total Incentive Awarded
Blue Cross and Blue Shield	Award beneficiaries \$100 for completion of a follow-up visit 30 days after hospitalization for a mental health disorder.	440 (35% of eligible)	\$26,300
Health Advantage		97 (30% of eligible)	\$5,700
Ambetter	Complete an activity (e.g., watch a video, read an article, take a survey, etc. for 200-750 points/\$20-\$75) on the My Health Pays Portal.	3,475	\$22,069
QualChoice Life		1,069	\$5,376
QCA		1,009	\$5,296

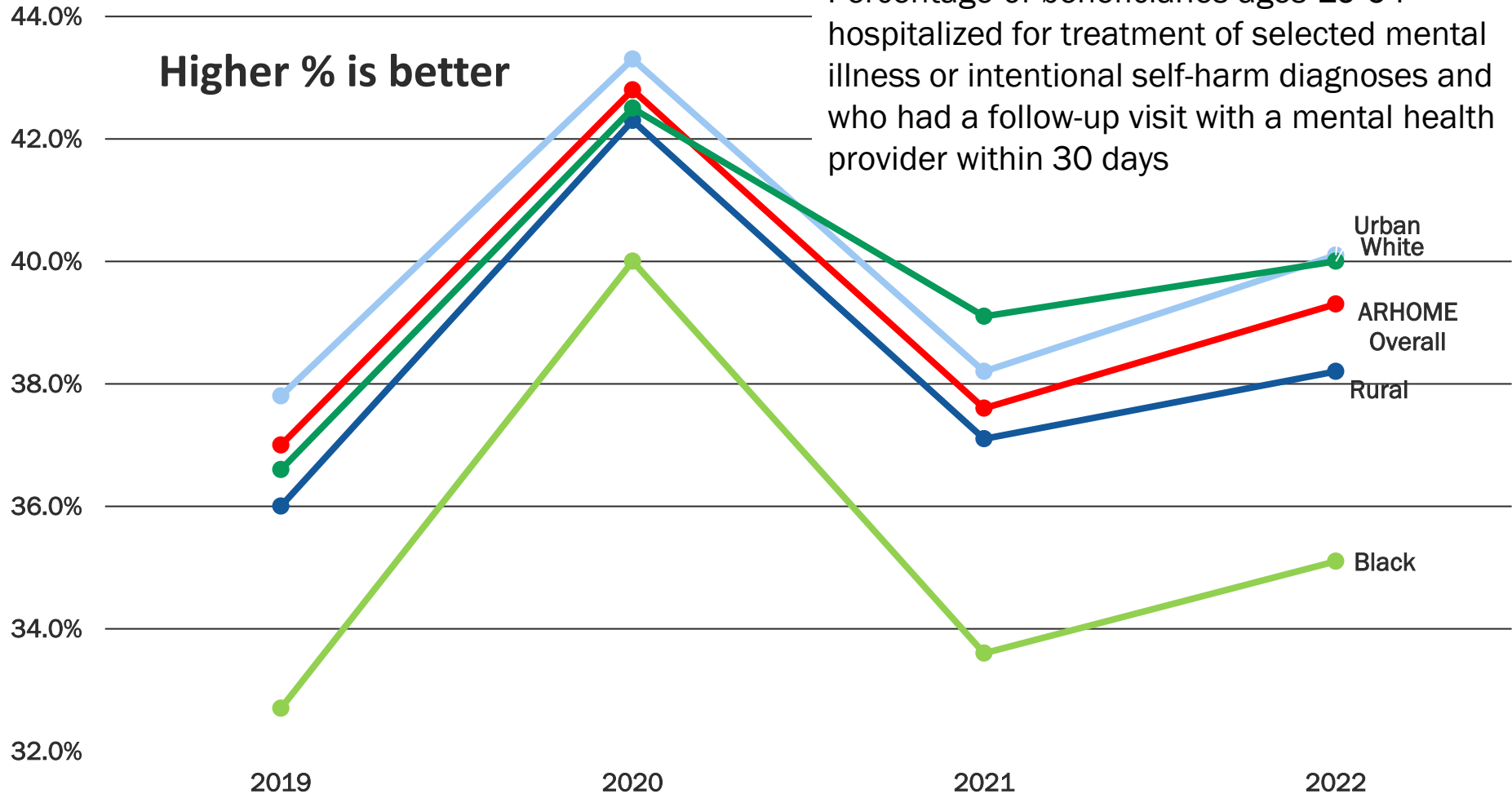
Follow-Up Within 30 Days After Hospitalization for Mental Illness



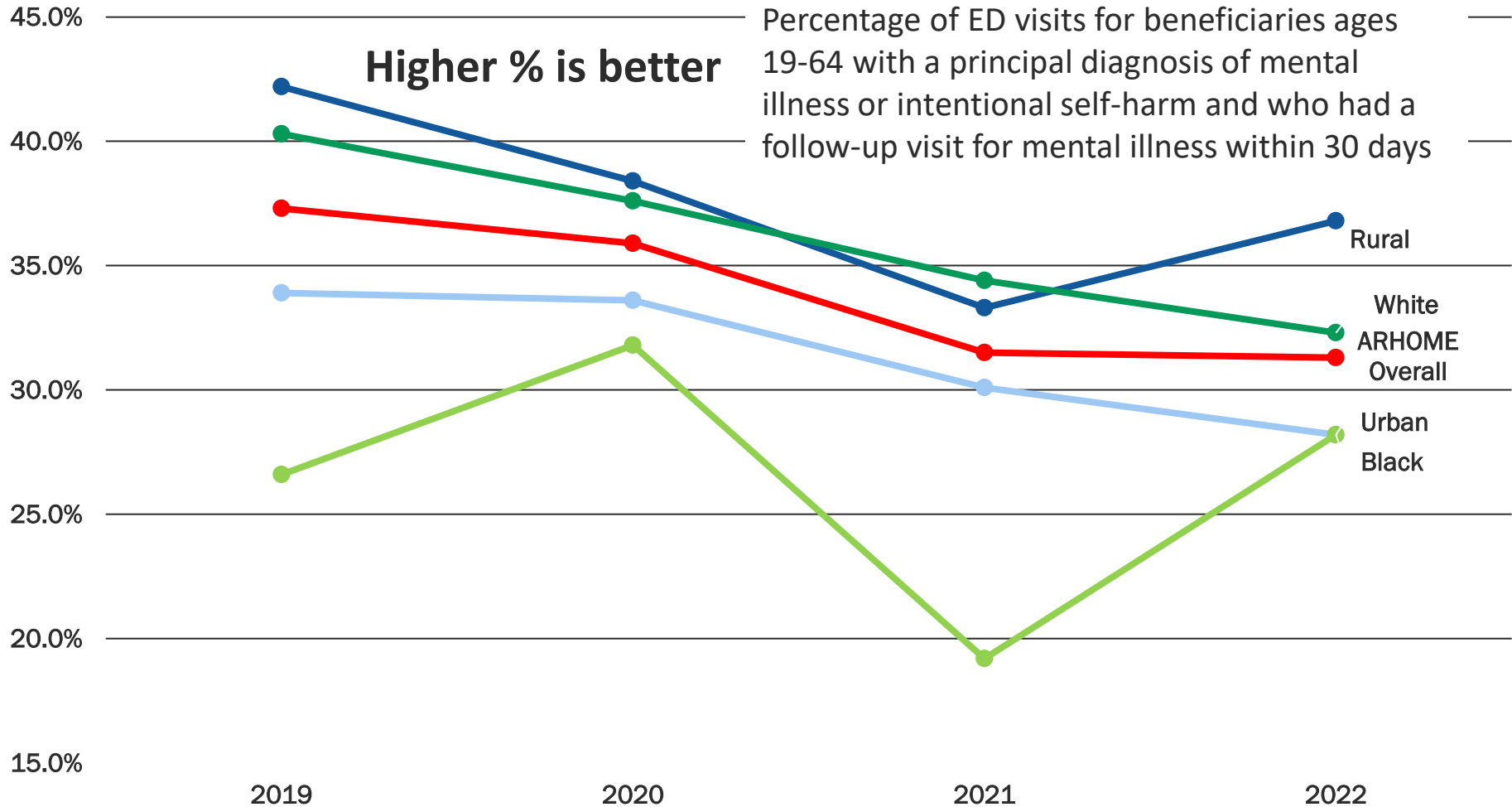
Follow-Up Within 30 Days After Hospitalization for Mental Illness

Higher % is better

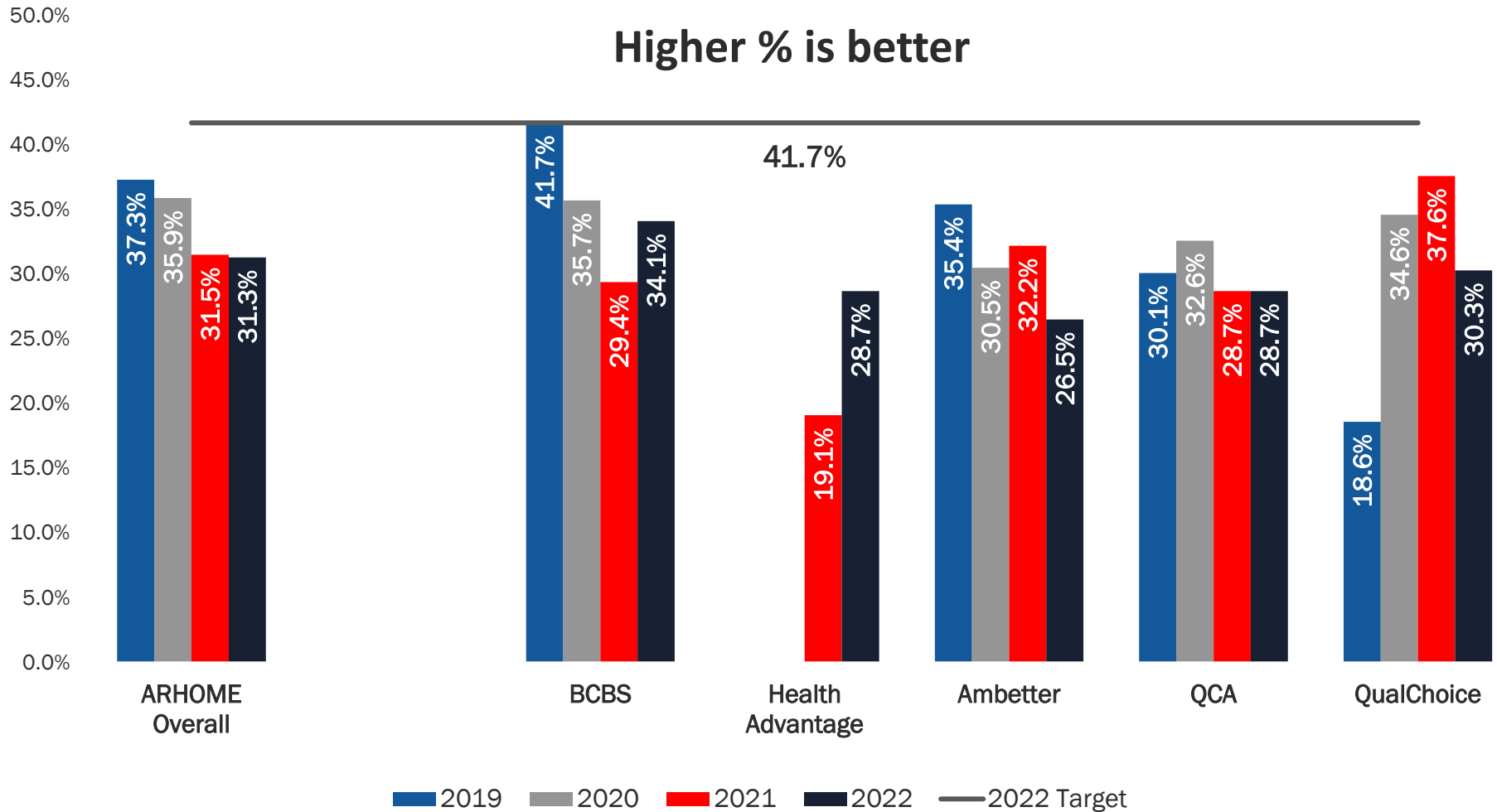
Percentage of beneficiaries ages 19-64 hospitalized for treatment of selected mental illness or intentional self-harm diagnoses and who had a follow-up visit with a mental health provider within 30 days



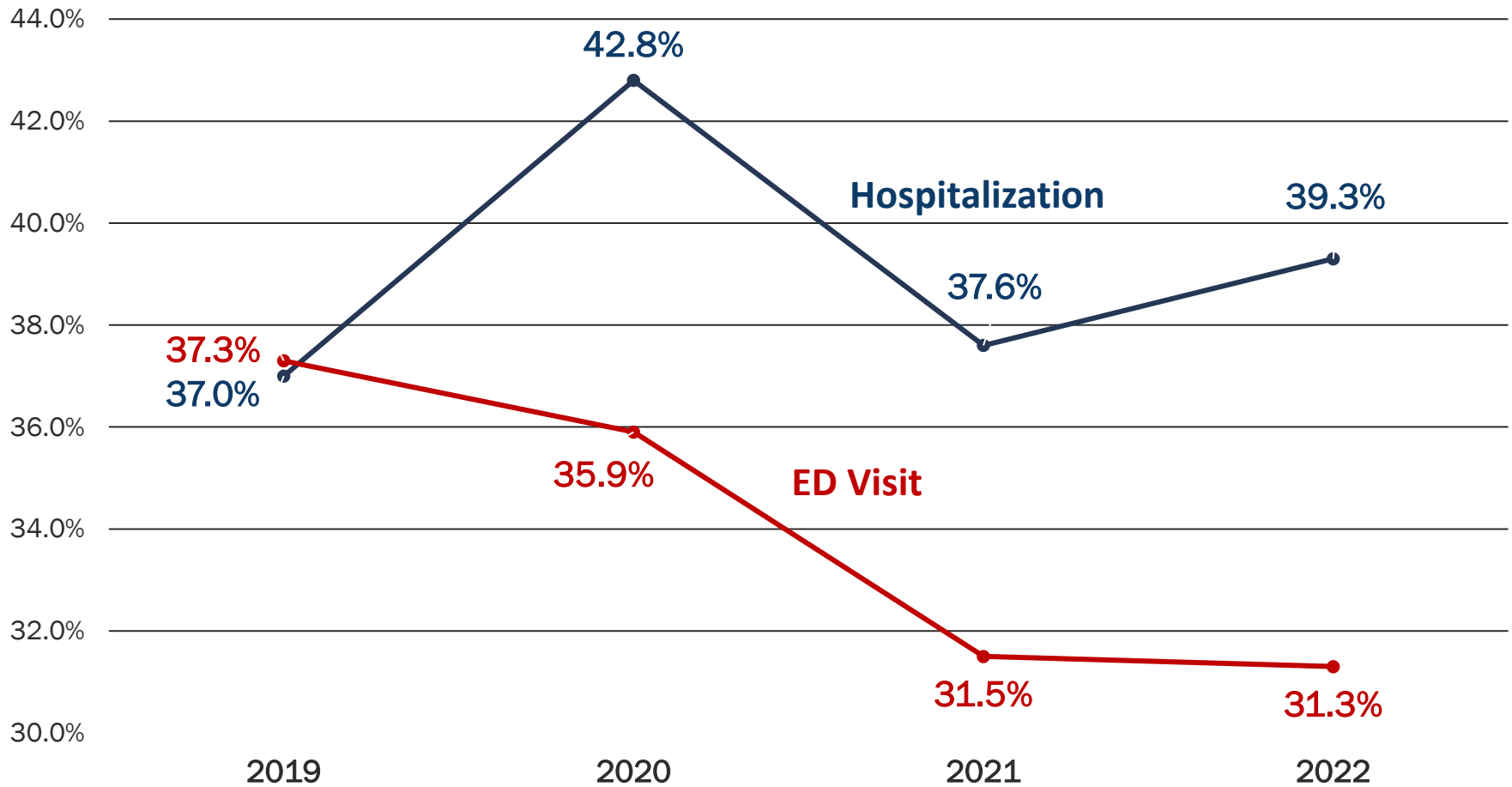
Follow-Up Within 30 Days After *ED Visit* for Mental Illness



Follow-Up Within 30 Days After ED Visit for Mental Illness



ARHOME Comparison: Follow-Up After ED Visit/Hospitalization for Mental Illness



Behavioral Health Care

- Rates of follow up after *hospitalization* for mental illness improved in 2022, but follow-up rates after *ED visit* continued to decline.
- White beneficiaries had better follow-up rates than black beneficiaries across all four years after hospitalization and ED visits.
- Rural beneficiaries had better follow-up rates after *ED visits* for mental illness than urban beneficiaries, while urban beneficiaries had better follow-up rates after *hospitalization* for mental illness.
- The **BCBS plan** had the best follow-up rates for most years with the exception of 2021 follow up after ED visits



Chronic Conditions



**ARKANSAS DEPARTMENT OF
HUMAN SERVICES**

2022 QHP Health

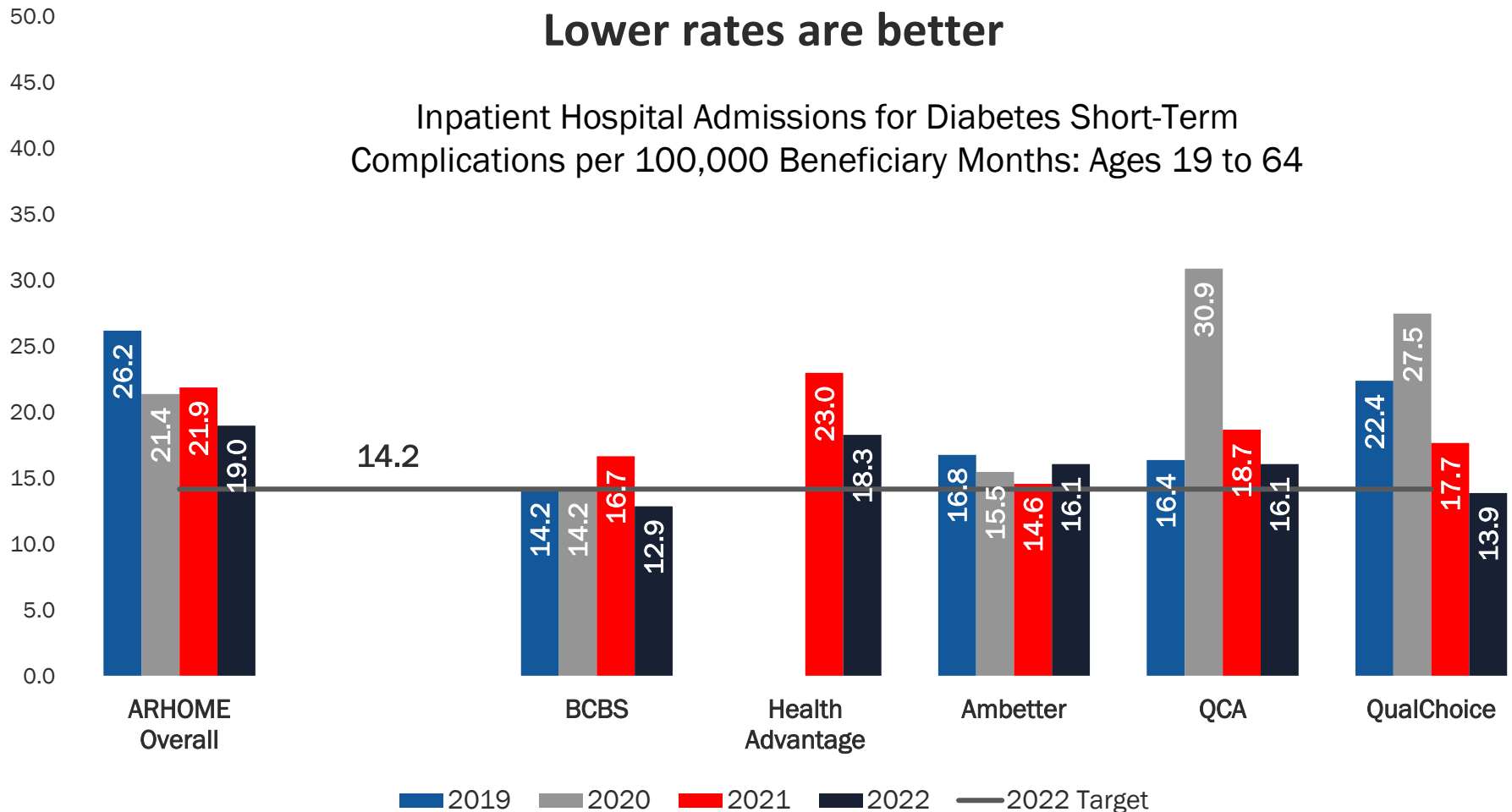
Improvement Incentives: Chronic Conditions

QHP	Incentive Activity	Beneficiaries Awarded	Total Incentive Awarded
Blue Cross and Blue Shield	<ul style="list-style-type: none"> Award \$15 for beneficiaries who report blood pressure and read an educational article related to hypertension. 	516 (0.4% of eligible)	\$7,740
		9,548 (8% of eligible)	\$238,700
Health Advantage	<ul style="list-style-type: none"> Award \$25 for beneficiaries who complete 2 hemoglobin A1c tests within the calendar year. 	33 (0.1% of eligible)	\$495
		1,256 (4% of eligible)	\$31,400
Ambetter	Complete a medical service (e.g., diabetes HbA1c test for 300 points/\$30) or complete an activity (e.g., watch a video, read an article, take a survey, etc. for 200-750 points/\$20-\$75) on the My Health Pays Portal.	3,192	\$276,396
QualChoice Life		984	\$80,422
QCA		873	\$73,634

Hospital Admission for Diabetes Short Term Complications

Lower rates are better

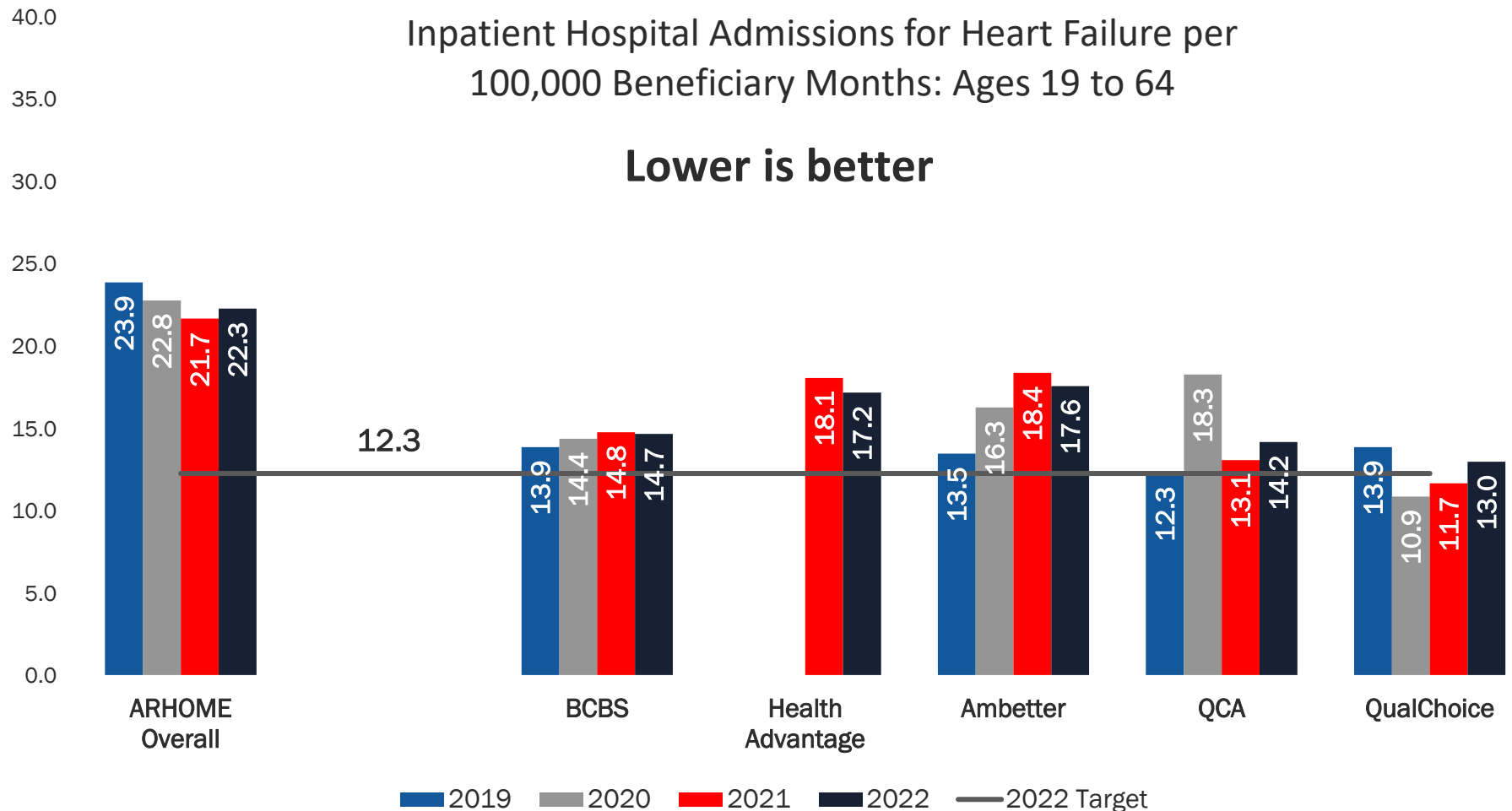
Inpatient Hospital Admissions for Diabetes Short-Term Complications per 100,000 Beneficiary Months: Ages 19 to 64



Hospital Admission for Heart Failure

Inpatient Hospital Admissions for Heart Failure per
100,000 Beneficiary Months: Ages 19 to 64

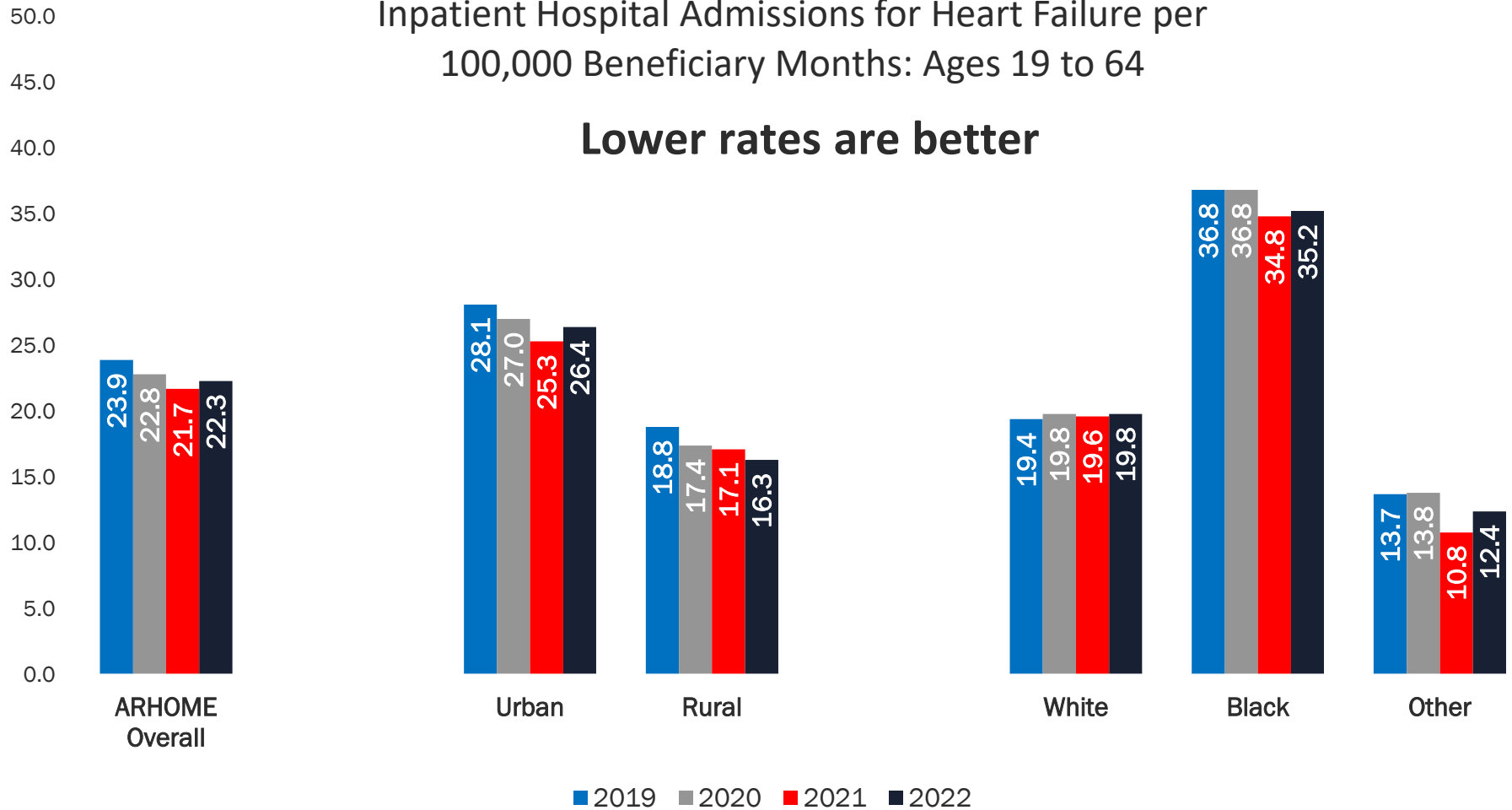
Lower is better



Hospital Admission for Heart Failure

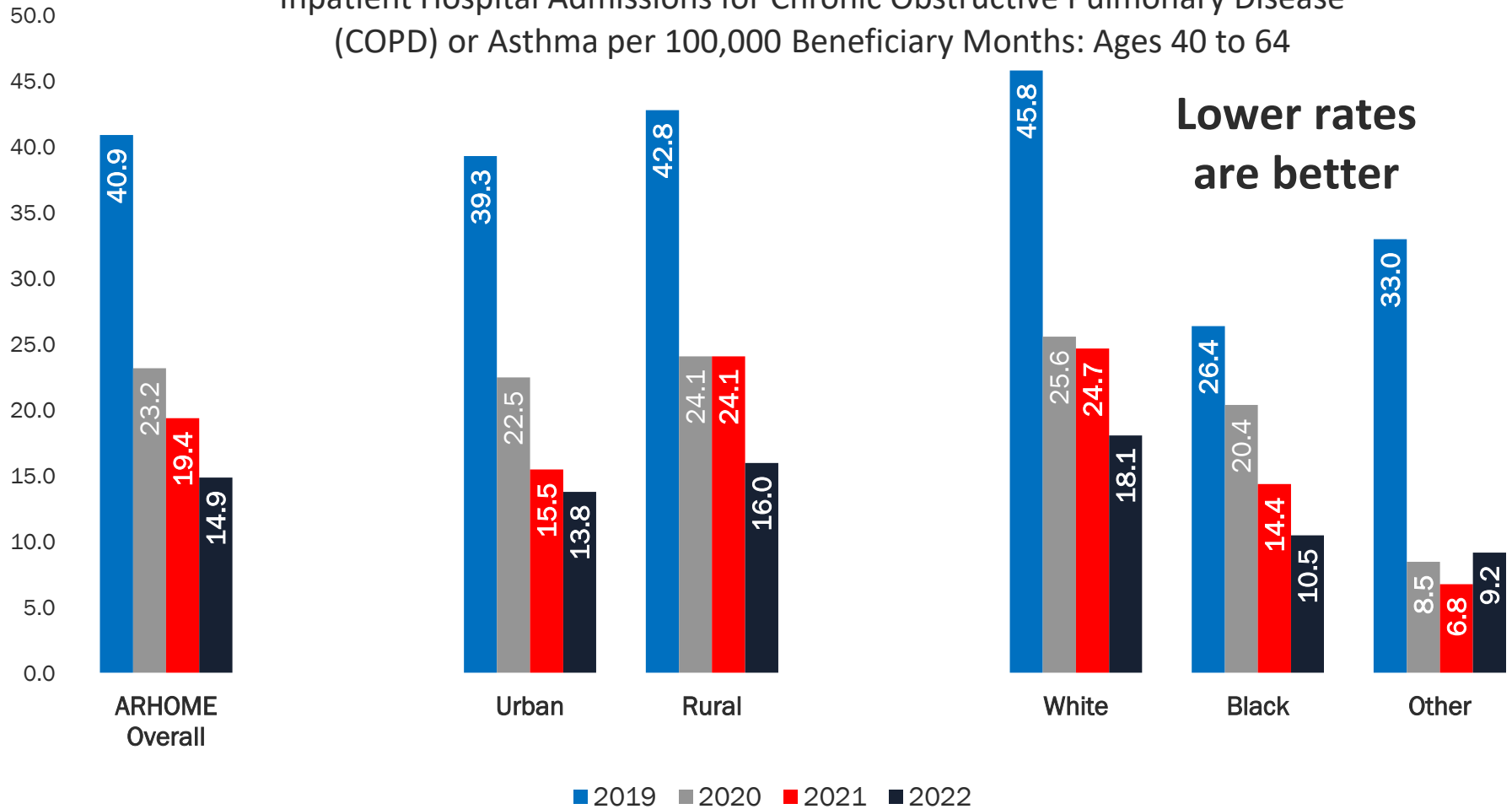
Inpatient Hospital Admissions for Heart Failure per
100,000 Beneficiary Months: Ages 19 to 64

Lower rates are better



Hospital Admission for COPD or Asthma for Older Adults

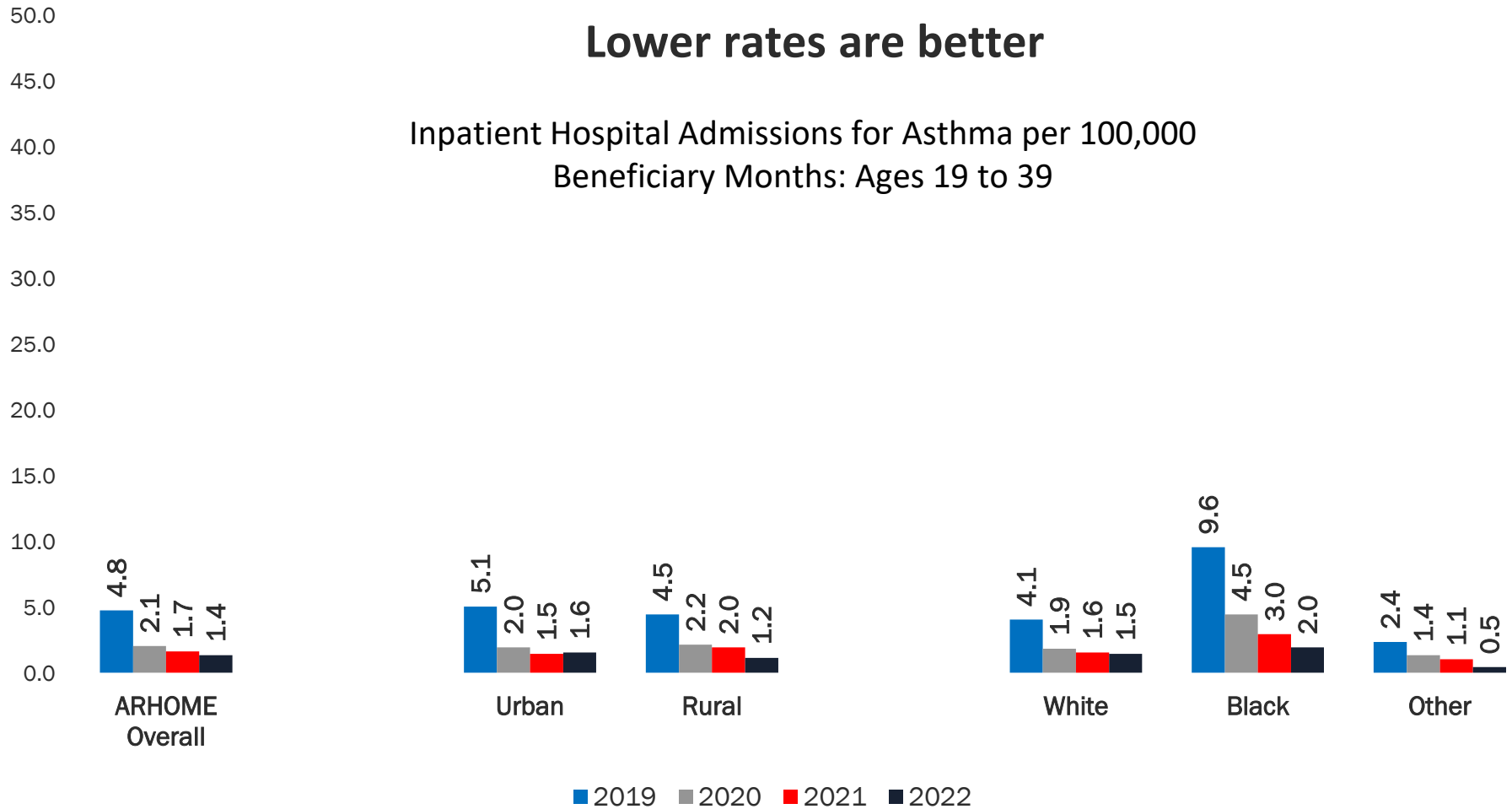
Inpatient Hospital Admissions for Chronic Obstructive Pulmonary Disease (COPD) or Asthma per 100,000 Beneficiary Months: Ages 40 to 64



Hospital Admission for Asthma for Younger Adults

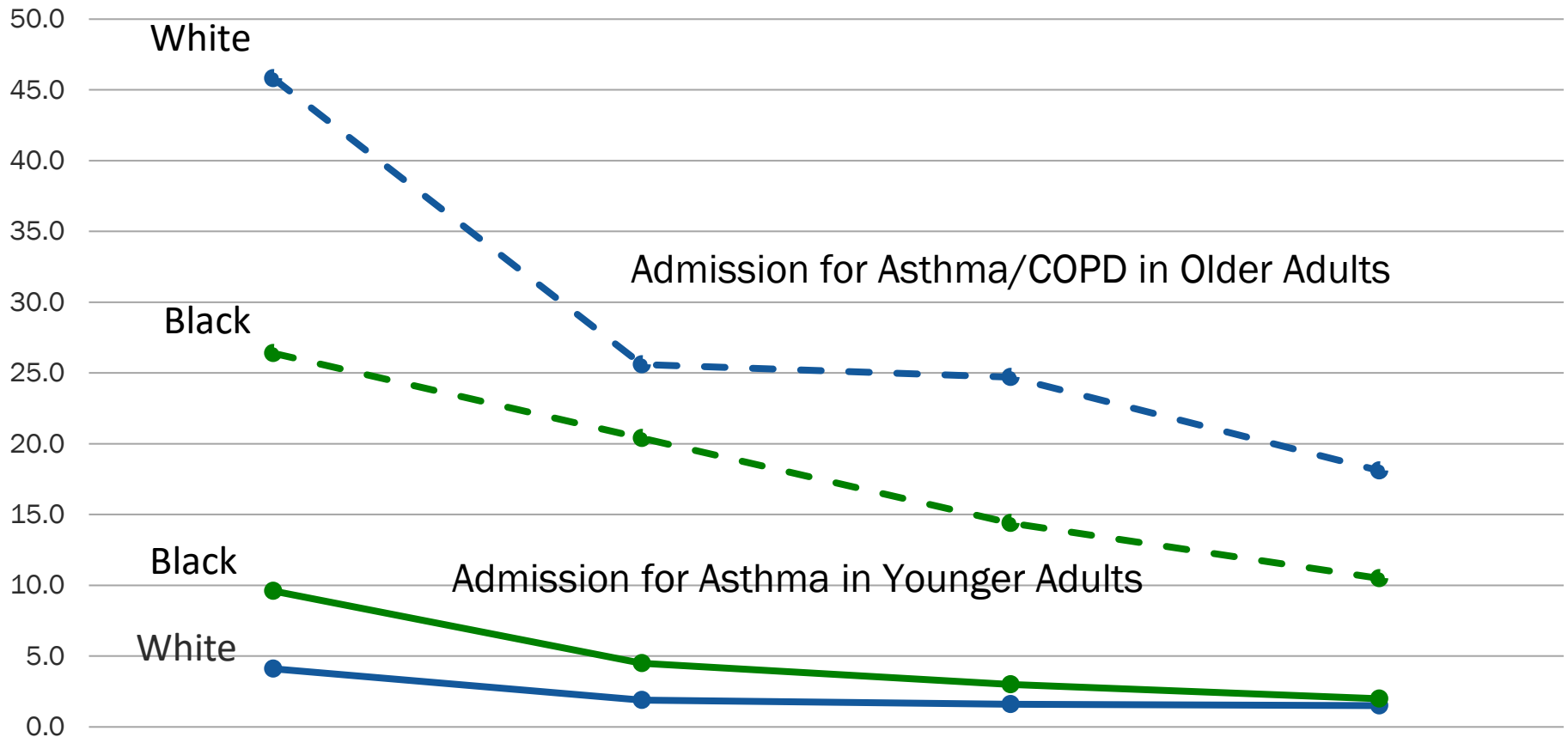
Lower rates are better

Inpatient Hospital Admissions for Asthma per 100,000
Beneficiary Months: Ages 19 to 39



Hospital Admissions for Asthma and COPD

Lower rates are better



Chronic Conditions

- Admission rates for COPD/asthma and diabetes continued to improve in 2022, while hospitalizations for heart failure have stagnated.
- Black beneficiaries had significantly worse hospitalization rates for heart failure than whites; rural rates outperformed urban rates.
- Black beneficiaries had worse hospitalization rates for young adults with asthma than whites, but better admission rates for older adults with COPD/asthma.
- Urban beneficiaries had better hospitalization rates for older adults with COPD or asthma.
- **BCBS** generally had the best rates for hospital admissions for diabetes; **QualChoice Life** had the best rates for admissions for heart failure.

Overall QHP Results

All QHPs met the targets for:

- Hospital readmission ratios
- Hospital admission rates for COPD or asthma, older adults
- Hospital admission rates for asthma, younger adults

No QHPs met the targets for:

- Cervical cancer screening
- Hospital admission rates for heart failure
- Follow up after ED visit for mental illness within 30 days
- Follow up after hospitalization for mental illness within 30 days

Mixed results for:

- Hospital admission rate for diabetes short-term complications

Qualified Health Plans' Health Improvement Incentives and Activities: 2022 Experience and 2024 Proposed



**ARKANSAS DEPARTMENT OF
HUMAN SERVICES**

Next Activities

- Next meeting in December, date and location TBD
- Meeting topics:
 - Review remaining 11 health metrics for 2022
 - Discuss **corrective action plans** for failure to meet metrics
 - **Set targets** for 2024 health outcome measures
 - QHPs will present 2024 **strategic plans**

We Care. We Act. We Change
Lives.

