

**ARKANSAS DHS STATISTICAL REPORT
DIVISION OF YOUTH SERVICES
FY 2023**

**DIVISION OF
YOUTH
SERVICES**

ARKANSAS DHS STATISTICAL REPORT

DIVISION OF YOUTH SERVICES

FY 2023

INTRODUCTION

Mission

The mission of the Division of Youth Services is to provide effective prevention, intervention and treatment programs to give opportunities for success to families and children in Arkansas and to ensure public safety. Services will provide alternatives to confinement or commitment to DYS and/or support transition of youth back into their homes, schools and communities. Treatment plans for both youth and families will rely on results of individualized risk and needs assessment, and promote positive growth, educational and vocational development, self-sufficiency, and accountability

Vision

The Arkansas Division of Youth Services works with judges, providers, schools, and other stakeholders to provide a continuum of individualized rehabilitative services and sanctions for at-risk and adjudicated youth and their families. Children and families in Arkansas are safe and have the resources they need in their communities to help them succeed.

Values

This plan is based on a number of shared values and beliefs among stakeholders for juvenile justice reform:

1. Youth are best served in **least-restrictive settings located close to home**, when appropriate, evidence-based rehabilitative service are available and removing youth from the home should be the option of last resort.
2. Families, schools, law enforcement and courts need a **wide array of service options**, including graduated sanctions outside the courtroom.
3. **Decision-making should be data-driven**, and programs and services should be supported by data demonstrating their effectiveness in improving outcomes for youth and families.
4. Effective community based services can **reduce the use of confinement and commitment to DYS** and result in significant fiscal savings in state revenue.
5. Treatment and placement decisions should be **individualized, based on comprehensive, standardized assessment, and actively involve youth and families** in the planning processes.
6. All youth in DYS custody should be provided **effective education and vocational training opportunities**.
7. **Limited length of stay recommendations** should recognize that effectiveness of treatment providing institutional settings is diminished after six months, notwithstanding correctional and public safety goals.
8. **Collaboration with local school districts is critical to successful prevention, aftercare and re-entry for DYS youth**.
9. **Funding allocation across residential and community-based services** must be rebalanced.
10. All children and youth in the state should have equal opportunities for services and success, without regard to gender, race or ethnicity, disability, geographic location, or income level.

Historic Overview of DYS

Act 199 of 1905 established the first reform schools in Arkansas in Little Rock and Alexander, respectively.

Act 67 of 1917, the Arkansas Boys' Reform School was relocated to Pine Bluff.

Act 60 of 1937 established two additional "training" schools at Wrightsville and Fargo.

In 1968, the Department for Rehabilitative Services was assigned responsibility to administer "training" schools. The Benton Services Center was opened and controlled the diagnosis and intake responsibilities regarding the youth committed to state custody.

In 1971, Act 38 established the Department of Social and Rehabilitative Services (SRS), a forerunner to the current Department of Human Services (DHS). The Office of Juvenile Services was placed under the direction of the Director of SRS. In 1977, the Division of Youth Services was formally created as a division within the present DHS.

In 1985, Act 348 merged the Division of Youth Services with the Division of Children and Family Services until Act 1296 of 1993 reestablished DYS as an independent division within DHS. The Division of Youth Services (DYS) was authorized by Act 1296 to be "devoted entirely to handling the problems of youths involved in the juvenile justice system." DYS became operational in October 1993 and is responsible for client-specific programming and individual treatment programs, serious offender programs for violent youth offenders, providing alternative community-based programming, and other services specified directly by Act 1296.

ARKANSAS DHS STATISTICAL REPORT
DIVISION OF YOUTH SERVICES
FY 2023

In 2015, Act 1010 directs the Division of Youth Services of the Department of Human Services to establish the Youth Justice Reform Board to improve the effectiveness of the juvenile justice system and provide oversight of commitment reduction services. The Division of Youth Services and the Board were directed to develop a plan to reduce the use of secure confinement for youth who do not present a serious risk to public safety, calculate savings from reductions in youthful offender commitments and DYS residential populations and allow for the support and expansion of proven effective community based alternatives to secure confinement.

In 2019, Act 189 transformed Arkansas' juvenile justice system through establishing the utilization of validated risk assessment tools, creating a plan for diversion options to maximize the benefits for juvenile offenders, and developing a plan for the reinvestment of funds into community-based services.

In 2019, Act 910 moved The Civilian Student Training Program (CSTP) from the Department of the Military to the Division of Youth Services.

Source: Division of Youth Services

**ARKANSAS DHS STATISTICAL REPORT
DIVISION OF YOUTH SERVICES
FY 2023**

In FY 2023, the Division of Youth Services contracted with Community Based Providers (CBP) for the following services: Targeted Casework Management, Therapy, Diagnosis and Evaluation, Intensive Casework Management, Interstate Compact, Emergency Shelter and Residential Treatment. In addition, the Community Based Providers provided sanction services that included Community Service Supervision, Intensive Supervision and Tracking, Compliance Monitoring, Drug Screening, Day Services Level I, Day Services Level II, and Crisis Residential Treatment. Funding for community based services was allocated to each judicial district, with one contractor servicing each district. The providers in each district conducted a needs survey in order to provide the services most beneficial to the youth in their individual areas. Aftercare services were provided in accordance with ACT 1222, with quarterly reports submitted to the Legislative Committee on Children and Youth.

The Division also contracts for Specialized Services including: Therapeutic Group Home Services, Comprehensive Residential Treatment Services in Psychiatric facilities, Sex Offender Treatment Services, Socialization/Recreation Services, Diagnosis and Evaluation and Therapy. The Residential Facilities have a total of beds contracted with DYS.

The Residential Facilities had direct expenses in the amount of \$. The Community Based Programs and Service Providers had direct expenses in the amount of \$. The Specialized Services Programs had direct expenses in the amount of \$. With operational expenses in the amount of \$ with additional construction expenses of \$, total expenditures were \$.

Community Based Programs and Services Providers

Counseling Clinic, Inc.
Comprehensive Juvenile Services
Conway County Community Services, Inc.
Consolidated Youth Services
East Arkansas Youth Services, Inc.
Ouachita Children's Center, Inc.
Professional Counseling Associates
Phoenix Youth and Family Services, Inc.
Southwest Arkansas Counseling and Mental Health Center, Inc.
United Family Services, Inc.

Specialized Services Programs

Community Empowerment Council, Inc./dba Hank's House
Consolidated Youth Services (ASAP)
University of Arkansas for Medical Sciences-Department of Pediatrics (ASAP)
Vera Lloyd Presbyterian Home and Family Services, Inc.

Residential Facilities

Harrisburg Juvenile Treatment Center
Mansfield Juvenile Treatment Center

Source: Division of Youth Services

**ARKANSAS DHS STATISTICAL REPORT
DIVISION OF YOUTH SERVICES
FY 2023**

COMMITMENTS TO YOUTH SERVICES CENTERS*



Total Number of Commitments : 409

*All commitments were counted even if a juvenile received one or more new commitment orders in the same case. Each was counted as a new commitment.

Source: Division of Youth Services

ARKANSAS DHS STATISTICAL REPORT
DIVISION OF YOUTH SERVICES
FY 2023

COMMITMENTS TO YOUTH SERVICES CENTERS
BY JUDICIAL DISTRICT

Judicial District	Committing County	<u>Number of commitments</u>		Judicial District	Committing County	<u>Number of Commitments</u>	
		By County	District Total			By County	District Total
1st	Cross	4		11th WEST	Jefferson	30	
	Lee	0			Lincoln	1	
	Monroe	2					31
	Phillips	2		12th	Sebastian	18	
	Saint Francis	4					18
	Woodruff	0		13th	Calhoun	1	
			12		Cleveland	4	
2nd	Clay	2			Columbia	22	
	Craighead	15			Dallas	4	
	Crittenden	7			Ouachita	26	
	Greene	6			Union	16	
	Mississippi	5					73
	Poinsett	4		14th	Baxter	1	
			39		Boone	0	
3rd	Jackson	2			Marion	2	
	Lawrence	5			Newton	0	
	Randolph	7					3
	Sharp	3		15th	Conway	4	
			17		Logan	1	
4th	Madison	1			Scott	0	
	Washington	7			Yell	0	
			8				5
5th	Franklin	1		16th	Cleburne	5	
	Johnson	0			Fulton	2	
	Pope	4			Independence	11	
			5		Izard	2	
6th	Perry	0			Stone	2	
	Pulaski	17					22
			17	17th	Prairie	0	
7th	Grant	3			White	13	
	Hot Spring	14					13
			17	18th EAST	Garland	7	
8th NORTH	Hempstead	18					7
	Nevada	3		18th WEST	Montgomery	0	
			21		Polk	1	
8th SOUTH	Lafayette	0					1
	Miller	8		19th EAST	Carroll	2	
			8				2
9th EAST	Clark	5		19th WEST	Benton	4	
			5				4
9th WEST	Howard	2					

ARKANSAS DHS STATISTICAL REPORT
DIVISION OF YOUTH SERVICES
FY 2023

9th WEST	Little River	1	20th	Faulkner	14
	Pike	1		Searcy	0
	Sevier	3		Van Buren	0
		7			14
10th	Ashley	4	21th	Crawford	5
	Bradley	3			5
	Chicot	2	22nd	Saline	16
	Desha	8			16
	Drew	14	23nd	Lonoke	4
		31			4
11th EAST	Arkansas	3			
		3			
			Total *		408

* Based on actual commitment orders regardless of case
Source: Division of Youth Services

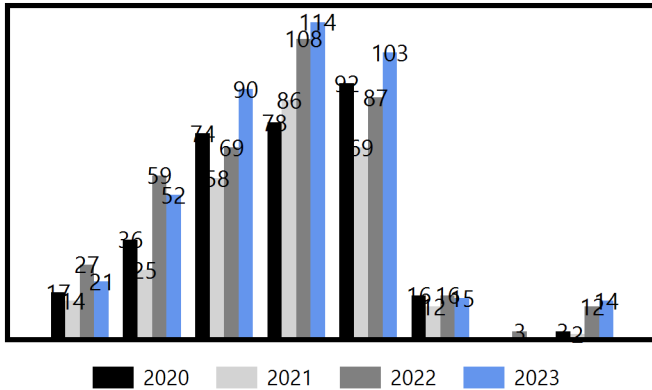
ARKANSAS DHS STATISTICAL REPORT

DIVISION OF YOUTH SERVICES

FY 2023

YOUTH SERVICES CENTERS COMMITMENTS

BY AGE

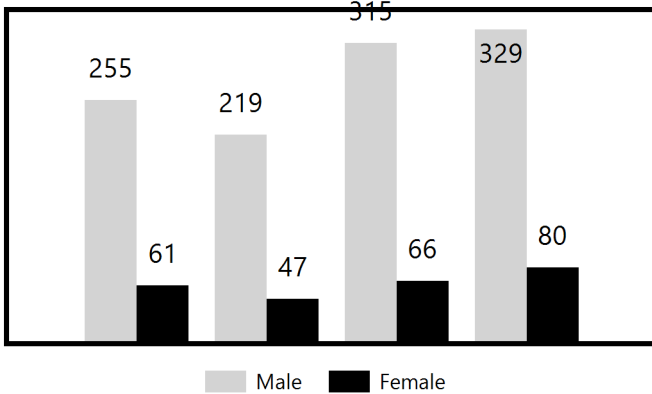


Age

FY 2020 FY 2021 FY 2022 FY 2023

13	17	14	27	21
14	36	25	59	52
15	74	58	69	90
16	78	86	108	114
17	92	69	87	103
18	16	12	16	15
19	0	0	3	0
Under 13	3	2	12	14
Total	316	266	381	409

BY GENDER

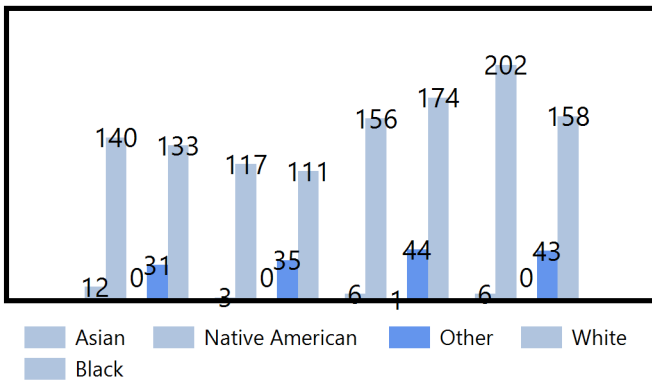


Gender

FY 2020 FY 2021 FY 2022 FY 2023

Male	255	219	315	329
Female	61	47	66	80
Total	316	266	381	409

BY RACE



Race

FY 2020 FY 2021 FY 2022 FY 2023

Asian	12	3	6	6
Black	140	117	156	202
Native American	0	0	1	0
Other	31	35	44	43
White	133	111	174	158
Total	316	266	381	409

Source: Division of Youth Services

**ARKANSAS DHS STATISTICAL REPORT
DIVISION OF YOUTH SERVICES
FY 2023**

**ADJUDICATED DELINQUENTS COMMITTED
TO YOUTH SERVICES CENTERS
BY MOST SERIOUS FELONY OFFENSES
FY 2013 to FY 2023**

Felony	State Fiscal Year										
Offense	FY 2013	FY 2014	FY 2015	FY 2016	FY 2017	FY 2018	FY 2019	FY 2020	FY 2021	FY 2022	FY 2023
Arson	0	1	2	4	1	2	2	1	1	3	0
Battery, First Degree	3	2	6	5	2	3	5	4	6	2	6
Burglary (d)	47	44	40	49	40	29	21	19	19	21	15
Kidnapping	0	1	0	0	0	1	0	0	2	1	0
Murder (a) (1)	1	1	0	2	0	1	0	0	1	0	3
Rape (2)	9	13	17	16	3	12	9	10	6	14	9
Robbery (b)	21	21	27	10	18	15	14	4	8	8	14
Total Commitment s of Selected Offenses	81	83	92	86	64	63	51	38	43	49	47
Total	469	484	540	477	438	405	350	316	266	381	408

(a) Includes Capital, First Degree and Second Degree Murder.

(b) Includes Aggravated Robbery and Robbery.

(c) Includes Commitments for "Evaluation Only".

(d) Includes Burglary Commercial and Residential. Data for years 2015 and above includes Aggravated Residential Burglary as of 2019.

(1) Includes Attempted Capital Murder, Conspiracy to Commit Capital Murder,
Conspiracy to Commit Murder-Second Degree, and Criminal Attempt Murder-Second Degree.

(2) Includes Criminal Attempted Rape.

Commitments By Offense Class

SFY	Felonies	Misdemeanors	Violation*	Total
FY 2013	198	137	134	469
FY 2014	206	135	143	484
FY 2015	230	160	150	540
FY 2016	237	169	71	477
FY 2017	246	133	59	438
FY 2018	224	120	61	405
FY 2019	185	102	63	350
FY 2020	166	88	62	316
FY 2021	151	63	52	266
FY 2022	217	98	66	381
FY 2023	205	116	87	408

ARKANSAS DHS STATISTICAL REPORT
DIVISION OF YOUTH SERVICES
FY 2023

* Violation includes aftercare violations, probation violations, or revocation of probation. Starting mid October 2012, DYS has been able to more accurately denote the youth committed for revocation of probation, probation violations, and aftercare violations.

Source: Division of Youth Services

DYS - 6

**ARKANSAS DHS STATISTICAL REPORT
DIVISION OF YOUTH SERVICES
FY 2023**

**ADJUDICATED DELINQUENTS COMMITTED
TO YOUTH SERVICES CENTERS
BY CATEGORY OF OFFENSE AND SEVERITY**

Category	Gender	FA	FB	FC	FD	FU	FY	MA	MB	MC	U*	Offenses
DRUG	Male	0	1	0	4	0	0	12	1	0	0	18
	Female	0	0	0	1	0	0	0	0	0	0	1
	Total	0	1	0	5	0	0	12	1	0	0	19
OTHER	Male	0	2	0	3	1	0	3	0	0	70	79
	Female	0	1	0	0	0	0	2	0	0	17	20
	Total	0	3	0	3	1	0	5	0	0	87	99
PERSON	Male	2	15	4	29	0	24	26	1	0	0	101
	Female	1	2	5	12	0	0	11	1	0	0	32
	Total	3	17	9	41	0	24	37	2	0	0	133
PROPERTY	Male	0	11	27	25	0	0	20	0	2	0	85
	Female	0	0	4	3	0	0	7	0	0	0	14
	Total	0	11	31	28	0	0	27	0	2	0	99
PUBLIC ORD	Male	0	2	1	17	0	5	12	0	6	1	44
	Female	0	0	0	2	0	0	4	0	6	1	13
	Total	0	2	1	19	0	5	16	0	12	2	57
VEHICULAR	Male	0	0	1	0	0	0	0	0	0	0	1
	Total	0	0	1	0	0	0	0	0	0	0	1
Totals	Male	2	31	33	78	1	29	73	2	8	71	328
	Female	1	3	9	18	0	0	24	1	6	18	80
	Total	3	34	42	96	1	29	97	3	14	89	408

The severity of the offense ranges from Felony classification Y being the most serious to Misdemeanor classification U being the least serious.

* The offenses of Revocation of Probation, Violation of Probation, and Aftercare Violation are all listed under the Misdemeanor classification U for purposes of this reporting chart.

Source: Division of Youth Services

**ARKANSAS DHS STATISTICAL REPORT
DIVISION OF YOUTH SERVICES
FY 2023**

**PRIMARY OFFENSES OF ADJUDICATED DELINQUENTS
COMMITTED TO YOUTH SERVICES CENTERS
BY OFFENSE AGAINST PERSON
FY 2020 to FY 2023**

Offense Classification	Offense Grade	Offense Title	FY 2020	FY 2021	FY 2022	FY 2023
Felonies	FA	Criminal Attempt	0	0	1	1
		Criminal Conspiracy	2	0	0	0
		Murder - 2nd Degree	0	0	0	2
		Sexual Assault - 1st Degree	1	0	0	0
	FB	Battery - 1st Degree	2	4	2	6
		Dist-Poss Or View Sex Explicit Child Material 2nd Offense	0	0	1	0
		Domestic Battering 2nd Degree	0	0	0	1
		Furnishing Prohibited Articles	0	1	0	1
		Kidnapping	0	1	1	0
		Robbery	0	0	3	2
		Sexual Assault, 2nd Degree	2	1	1	3
		Sexual Extortion	0	1	0	0
		Terroristic Act	0	3	5	4
	FC	Criminal Conspiracy	0	2	0	0
		Dist-Poss Or View Sex Explicit Child Material 1st Offense	0	0	2	4
		Domestic Battering 2nd Degree	2	2	2	1
		False Imprisonment - 1st Degree	0	1	0	0
		Furnishing Prohibited Articles	0	1	0	0
		Incest	0	1	0	0
		Interference With Custody	1	0	0	0
		Intimidating A Witness	0	1	0	0
		Make A Terrorist Threat	0	0	1	0
		Manslaughter	0	3	0	3
		Negligent Homicide (Arrest Date After 7-29-99)	0	0	1	0
		Sexual Assault - 3rd Degree	0	1	0	0

**ARKANSAS DHS STATISTICAL REPORT
DIVISION OF YOUTH SERVICES
FY 2023**

Felonies	FC	Terroristic Threatening To Commit Act Of Mass Violence On School Property	0	0	0	1
		Trans-Dstrbtn Mat Depct Child-1st Off	0	1	1	0
	FD	Agg Assault Employee Correctional Fac	1	1	2	1
		Aggravated Assault	6	6	7	9
		Aggravated Assault On Family Or Household Member (Arrest Date After 7-28-95)	1	3	2	2
		Battering, Domestic - 3rd Degree	3	0	2	1
		Battery - 2nd Degree	9	8	15	9
		Death Threat - School Employee Or Student	1	0	1	0
		Endangering The Welfare Of A Minor In The 1st Degree	0	0	0	1
		Sexual Assault 2nd Degree	2	3	3	1
		Sexual Assault, 2nd Degree	0	2	3	3
		Terroristic Threatening - 1st Degree	14	3	18	15
	FY	Aggravated Robbery	4	8	5	12
		Battery - 1st Degree	2	2	0	0
		Capital Murder	0	1	0	1
		Kidnapping	0	1	0	0
		Rape	10	6	14	9
		Terroristic Act	0	0	0	2
	Total Felony Offenses		63	68	93	95

Source: Division of Youth Services

**ARKANSAS DHS STATISTICAL REPORT
DIVISION OF YOUTH SERVICES
FY 2023**

**PRIMARY OFFENSES OF ADJUDICATED DELINQUENTS
COMMITTED TO YOUTH SERVICES CENTERS
BY OFFENSE AGAINST PERSON
FY 2020 to FY 2023**

Offense Classification	Offense Grade	Offense Title	FY 2020	FY 2021	FY 2022	FY 2023
Misdemeanor	MA	Assault - 1st Degree	0	0	1	0
		Assault On Family Or Household Member	0	0	1	0
		Battering, Domestic - 3rd Degree (Arrest Date After 7-28-95)	4	4	9	13
		Battery - 3rd Degree	15	9	11	11
		Endangering Welfare Of Minor - 2nd Degree	0	1	0	1
		False Imprisonment - 2nd Degree	0	1	0	1
		Possession Of Sexually Explicit Digital Material	0	0	0	1
		Terroristic Threatening - 2nd Degree (Arrest Date After 8-13-93)	8	5	7	10
	MB	Assault - 2nd Degree	1	1	1	0
		Assault Family Or Household Member 2nd Degree (Arrest Date After 7-28-95)	0	2	0	2
		Cyberbullying	0	0	1	0
	MC	Assault - 3rd Degree	1	1	1	0
		Assault Family Or Household Member 3rd Degree (Arrest Date After 7-28-95)	0	0	2	0
	MU	Abuse Of A Teacher	1	0	0	0
Total Misdemeanor Offenses			30	24	34	39
Total Commitments for Offense Against Person			93	92	127	134

Source: Division of Youth Services

**ARKANSAS DHS STATISTICAL REPORT
DIVISION OF YOUTH SERVICES
FY 2023**

**PRIMARY OFFENSES OF ADJUDICATED DELINQUENTS
COMMITTED TO YOUTH SERVICES CENTERS
BY OFFENSE AGAINST PROPERTY
FY 2020 to FY 2023**

Offense Classification	Offense Grade	Offense Title	FY 2020	FY 2021	FY 2022	FY 2023
Felonies	FA	Arson \$15,000 But Less Than \$100,000	0	0	2	0
	FB	Arson \$5,000 But Less Than \$15,000	1	1	0	0
		Burglary (Arrest Date Prior 8-13-93)	0	0	3	0
		Burglary, Residential (Arrest Date After 8-13-93)	12	6	11	9
		Theft By Receiving	2	1	2	1
		Theft Of Property	1	3	0	1
	FC	Burglary, Commercial (Arrest Date After 8-13-93)	6	9	4	6
		Criminal Mischief - 1st Degree	0	0	2	1
		Impairing Operatn Of Vital Public Facility	0	0	1	0
		Theft By Receiving	9	6	7	11
		Theft Of Property	11	9	4	13
	FD	Breaking Or Entering	20	10	18	12
		Criminal Mischief - 1st Degree	4	2	2	3
		Criminal Mischief - 2nd Degree	1	0	0	1
		Reckless Burning	0	0	2	0
		Theft By Receiving	12	3	7	6
		Theft Of Property	3	4	11	6
	FY	Aggravated Residential Burglary	1	4	3	0
		Arson \$100,000 Or More	0	0	1	0
	Total Felony Offenses		83	58	80	70

Source: Division of Youth Services

**ARKANSAS DHS STATISTICAL REPORT
DIVISION OF YOUTH SERVICES
FY 2023**

**PRIMARY OFFENSES OF ADJUDICATED DELINQUENTS
COMMITTED TO YOUTH SERVICES CENTERS
BY OFFENSE AGAINST PROPERTY
FY 2020 to FY 2023**

Offense Classification	Offense Grade	Offense Title	FY 2020	FY 2021	FY 2022	FY 2023
Misdemeanor	MA	Criminal Attempt	2	0	0	1
		Criminal Mischief - 1st Degree	0	2	10	6
		Criminal Mischief - 2nd Degree	1	1	2	2
		Criminal Trespass	0	0	0	1
		Fraudulent Use Of A Credit Card	1	0	0	1
		Shoplifting	1	1	0	1
		Theft By Receiving	3	1	1	2
		Theft Of Property	9	7	10	12
		Unauthorized Use Of A Vehicle	3	3	2	1
	MB	Criminal Mischief - 2nd Degree	1	2	0	0
	MC	Criminal Mischief - 3rd Degree	0	2	0	0
		Criminal Trespass	2	0	0	2
	Total Misdemeanor Offenses			23	19	25
Total Commitments for Offense Against Person			106	77	105	99

Source: Division of Youth Services

**ARKANSAS DHS STATISTICAL REPORT
DIVISION OF YOUTH SERVICES
FY 2023**

**PRIMARY OFFENSES OF ADJUDICATED DELINQUENTS
COMMITTED TO YOUTH SERVICES CENTERS
BY OFFENSE AGAINST PUBLIC ORDER
FY 2020 to FY 2023**

Offense Classification	Offense Grade	Offense Title	FY 2020	FY 2021	FY 2022	FY 2023
Felonies	FB	Unlaw Discharge Firearm Veh 2nd Degree	0	2	2	2
	FC	Escape - 1st Degree	0	0	2	0
		Escape - 3rd Degree	1	0	0	0
		Fleeing	0	0	3	1
	FD	Absconding	4	5	1	8
		Escape - 2nd Degree	1	0	0	0
		Fleeing	0	0	5	1
		Handgun Minor In Possession 2nd Offense	6	6	6	9
		Handgun Poss Campus Inst Higher Education	0	1	3	0
		Handgun Poss Pub School Property-Bus	0	0	3	1
	FY	Simult Poss Of Drugs And Firearms	0	0	4	3
		Unlaw Discharge Firearm Veh 1st Degree	0	0	0	2
Total Felony Offenses			12	14	29	27

Offense Classification	Offense Grade	Offense Title	FY 2020	FY 2021	FY 2022	FY 2023
Misdemeanor	MA	Failure To Appear	0	0	2	0
		Fleeing	4	0	2	1
		Handgun Minor In Possession 1st Offense	5	1	3	9
		Harassment (Arrest Date After 8-13-93)	3	4	1	2
		Obstructing Governmental Operations	0	1	0	2
		Public Sexual Indecency	1	0	0	0
		Resisting Arrest	0	0	0	2
	MC	Disorderly Conduct	13	7	10	7
		Fleeing	0	0	0	3
		Obstructing Governmental Operations	1	0	1	2
	MU	Contempt Of Court	0	0	1	1
		Sell Of Alcoholic Bev To Minor 1st Off	0	0	0	1

**ARKANSAS DHS STATISTICAL REPORT
DIVISION OF YOUTH SERVICES
FY 2023**

Total Misdemeanor Offenses	27	13	20	30
Total Commitments for Offense Against Public Order	39	27	49	57

Source: Division of Youth Services

**ARKANSAS DHS STATISTICAL REPORT
DIVISION OF YOUTH SERVICES
FY 2023**

**PRIMARY OFFENSES OF ADJUDICATED DELINQUENTS
COMMITTED TO YOUTH SERVICES CENTERS
BY DRUG LAW VIOLATIONS
FY 2020 to FY 2023**

Offense Classification	Offense Grade	Offense Title	FY 2020	FY 2021	FY 2022	FY 2023
Felonies	FA	Delv Sch I/li Cont Sub Not Meth/Cocaine 28G-200G	0	1	0	0
	FB	Intro Cont-Sub Into Another's Body I- lii	0	0	0	1
		Possession Controlled Substance Schedule I/li	1	1	0	0
		Poss-Use Of Drug Paraphernalia To Maf Meth	1	0	0	0
	FC	Delv Sch I/li Cont Sub Not Meth/Cocaine >2G	1	0	0	0
		Poss Sch Vi Ctrl Sub W/Purpose Del	0	0	2	0
		Possession Controlled Substance Schedule I/li	0	0	1	0
		Possession Controlled Substance Schedule Iv/V	0	1	0	0
	FD	Poss Sch Iv/V Ctrl Sub W/Purpose Del	1	0	0	0
		Poss Sch Vi Ctrl Sub W/Purpose Del	1	1	2	1
		Possession Controlled Substance Schedule I/li	0	1	2	4
		Possession Controlled Substance Schedule Vi	0	1	2	0
		Possession Of Drug Paraphernalia	1	1	4	0
		Possession Of Methamphetamine Or Cocaine With Purpose To Deliver	1	1	1	0
		Total Felony Offenses	7	8	14	6

Offense Classification	Offense Grade	Offense Title	FY 2020	FY 2021	FY 2022	FY 2023
Misdemeanor	MA	Delv, Poss, Manu Etc. Drug Paraphernalia Or Ctrfet Ctrl Subst	1	1	0	0
		Poss Sch Vi Ctrl Sub W/Purpose Del	0	0	0	1
		Possession Controlled Substance Schedule Iii	0	2	2	7
		Possession Controlled Substance Schedule Iv/V	3	1	3	0
		Possession Controlled Substance Schedule Vi	3	2	6	4
		Possession Of Drug Paraphernalia (A)(1)	0	0	3	0

**ARKANSAS DHS STATISTICAL REPORT
DIVISION OF YOUTH SERVICES
FY 2023**

Misdemeanor	MA	Possession Of Marijuana	0	0	1	0
	MB	Adulterant Drug Test Or Possession Of Adulterants	0	0	1	1
Total Misdemeanor Offenses			7	6	16	13
Total Commitments for Drug Law Violation			14	14	30	19

Source: Division of Youth Services

**ARKANSAS DHS STATISTICAL REPORT
DIVISION OF YOUTH SERVICES
FY 2023**

**PRIMARY OFFENSES OF ADJUDICATED DELINQUENTS
COMMITTED TO YOUTH SERVICES CENTERS
BY OTHER OFFENSES
FY 2020 to FY 2023**

Offense Classification	Offense Grade	Offense Title	FY 2020	FY 2021	FY 2022	FY 2023
Felonies	FB	Criminal Possession Of Explosives	0	0	0	2
		Possession Of Firearm By Certain Persons (Arrest Date After 8-26-94)	0	0	1	1
		Unauth Use Another Property Fac Crime	1	0	0	0
	FD	Aggravated Cruelty To Dog, Cat, Or Horse	0	0	0	1
		Criminal Use Of Prohibited Weapon	0	1	0	1
		Possession Of Defaced Firearm	0	1	0	0
		Possession Of Firearm By Certain Persons	0	1	0	1
	FU	Engaging In Violent Criminal Group Activity	0	0	0	1
Total Felony Offenses			1	3	1	7

Offense Classification	Offense Grade	Offense Title	FY 2020	FY 2021	FY 2022	FY 2023	
Misdemeanor	MU	Aftercare Violation	10	2	4	6	
		Carrying Certain Prohibited Weapons	0	0	0	2	
		Possessing Instruments Of Crime	1	1	0	3	
		Refusal To Submit To Arrest	0	0	3	0	
		Revocation Of Probation	51	47	62	77	
		Violation Of Probation	1	2	0	4	
		Total Misdemeanor Offenses		63	52	69	92
		Total Commitments for Other Offenses		64	55	70	99

Source: Division of Youth Services

**ARKANSAS DHS STATISTICAL REPORT
DIVISION OF YOUTH SERVICES
FY 2023**

**NUMBER OF ADJUDICATED DELINQUENTS
RECOMMITTED TO YOUTH SERVICES CENTERS
FY 2020 to FY 2023**

SFY	Gender	Total Commitments	0	1	2	3	4
FY 2020	Female	61	49	10	2	0	0
	Male	255	197	41	14	2	1
	Total	316	246	51	16	2	1

Recommitment Rate = 22%

Note: Based on all new commitment orders regardless of case.

SFY	Gender	Total Commitments	0	1	2	3	4	5
FY 2021	Female	47	35	11	1	0	0	0
	Male	219	153	47	13	2	3	1
	Total	266	188	58	14	2	3	1

Recommitment Rate = 29%

Note: Based on all new commitment orders regardless of case.

SFY	Gender	Total Commitments	0	1	2	3
FY 2022	Female	66	58	6	2	0
	Male	315	256	41	12	6
	Total	381	314	47	14	6

Recommitment Rate = 18%

Note: Based on all new commitment orders regardless of case.

SFY	Gender	Total Commitments	0
FY 2023	Female	80	

**ARKANSAS DHS STATISTICAL REPORT
DIVISION OF YOUTH SERVICES
FY 2023**

FY 2023	Male	328	328
	Total	408	408

Recommitment Rate = 0%

Note: Based on all new commitment orders regardless of case.

Source: Division of Youth Services

**ARKANSAS DHS STATISTICAL REPORT
DIVISION OF YOUTH SERVICES
FY 2023**

**NUMBER OF JUVENILES REFERRED
TO SPECIALTY PROVIDER FACILITIES**

Facility	Number of Placements		
	Male	Female	Total
BHC - Pinnacle Pointe Hospital	2	1	3
Centers for Youth and Families	0	2	2
Community Empowerment Council, Inc./dba Hank's House	4	0	4
Consolidated Youth Services (ASAP)	9	0	9
Conway Behavioral Health	2	1	3
Habilitation Centers, Inc., dba Millcreek of Arkansas	0	1	1
UHS of Benton, Inc.dba Rivendell Behavioral Health Services	3	1	4
Valley Behavioral Health System	1	0	1
Vera Lloyd Presbyterian Home and Family Services, Inc.	20	0	20
Total	41	6	47

Average Length-of-Stay of Adjudicated Delinquents*

Juvenile Correctional Facility (JCF)	111 Days
Juvenile Detention Center (JDC)	24 Days
Juvenile Treatment Centers (JTC)	180 Days
Specialized/Alternate Contracts	160 Days

**Number of Adjudicated Delinquents Admitted
to Serious Offender Programs**

Serious Offender Program	Male	Female	Total
Arkansas Juvenile Assessment & Treatment Center	181	46	227
Dermott Juvenile Correctional Facility (18-21)	65	0	65
Harrisburg Juvenile Treatment Center	0	55	55
Mansfield Juvenile Treatment Center	85	0	85
Total	331	101	432

Source: Division of Youth Services

**ARKANSAS DHS STATISTICAL REPORT
DIVISION OF YOUTH SERVICES
FY 2023**

COMMUNITY-BASED YOUTH SERVICES PROGRAMS

The Community-based program network consists of privately-operated non-profit organizations for . The division contracts with these programs to provide residential and non-residential services to youth up to the age of 21 who are adjudicated delinquents, members of families in need of service or youth at risk (youth who exhibit behavior that if continued would bring them into contact with the juvenile justice system)

**COMMUNITY-BASED PROGRAM INTAKES
BY PROVIDER BY GENDER**

Provider	Male	Female	Total
Comprehensive Juvenile Services	506	279	785
Consolidated Youth Services	359	152	511
Conway County Community Services, Inc.	1940	1188	3128
Counseling Clinic, Inc.	332	150	482
CSTP - Civilian Student Training Program	282	0	282
East Arkansas Youth Services, Inc.	192	76	268
Ouachita Children's Center, Inc.	190	100	290
Phoenix Youth and Family Services, Inc.	186	150	336
Professional Counseling Associates	80	40	120
Residential Option for Adolescents in Recovery	6	0	6
Southwest Arkansas Counseling and Mental Health Center, Inc.	454	210	664
United Family Services, Inc.	670	222	892
Total	5,197	2,567	7,764

Source: Division of Youth Services

**ARKANSAS DHS STATISTICAL REPORT
DIVISION OF YOUTH SERVICES
FY 2023**

**COMMUNITY-BASED INTAKES
BY AGE**

Program	12 & younger	13	14	15	16	17	18 & older	Total Intakes
Comprehensive Juvenile Services	54	86	140	175	186	120	24	785
Consolidated Youth Services	36	40	68	108	128	121	10	511
Conway County Community Services, Inc.	302	316	468	706	696	546	94	3,128
Counseling Clinic, Inc.	66	46	68	96	92	94	20	482
CSTP - Civilian Student Training Program	0	34	50	76	80	40	2	282
East Arkansas Youth Services, Inc.	28	18	42	70	54	48	8	268
Ouachita Children's Center, Inc.	28	28	46	44	72	64	8	290
Phoenix Youth and Family Services, Inc.	40	58	66	52	62	58	0	336
Professional Counseling Associates	14	14	8	32	32	20	0	120
Residential Option for Adolescents in Recovery	0	0	0	2	2	2	0	6
Southwest Arkansas Counseling and Mental Health Center, Inc.	126	66	118	104	145	88	17	664
United Family Services, Inc.	48	90	126	164	212	220	32	892
Total	742	796	1,200	1,629	1,761	1,421	215	7,764

Source: Division of Youth Services

**ARKANSAS DHS STATISTICAL REPORT
DIVISION OF YOUTH SERVICES
FY 2023**

INTERSTATE COMPACT ON JUVENILES

The Interstate Compact on Juveniles (ICJ) was designed primarily for cases involving out-of-state runaways, escapees and absconders, and for the supervision of juveniles who have been adjudicated delinquent. It provides legal procedures for the return of runaways and makes it possible to place a juvenile on probation or parole in a state other than the one where the offense was committed with the assurance of supervision by the appropriate agencies of the state in which he/she is placed.

Requests for Home Evaluation/Supervision Sent by Arkansas to Other States

Probation Referrals

Parole Referrals

Requests for Home Evaluation/Supervision Received by Arkansas from Other States

Probation Referrals

Parole Referrals

Number of Runaways Returned (Non-Delinquent Youth)

Number of Escapees (Youth Committed to Facility)

Number of Absconders (Youth on Probation or Parole)

Source: Division of Youth Services