

**ARKANSAS DHS STATISTICAL REPORT
DIVISION OF YOUTH SERVICES
FY 2022**

**DIVISION OF
YOUTH
SERVICES**

ARKANSAS DHS STATISTICAL REPORT

DIVISION OF YOUTH SERVICES

FY 2022

INTRODUCTION

Mission

The mission of the Division of Youth Services is to provide effective prevention, intervention and treatment programs to give opportunities for success to families and children in Arkansas and to ensure public safety. Services will provide alternatives to confinement or commitment to DYS and/or support transition of youth back into their homes, schools and communities. Treatment plans for both youth and families will rely on results of individualized risk and needs assessment, and promote positive growth, educational and vocational development, self-sufficiency, and accountability

Vision

The Arkansas Division of Youth Services works with judges, providers, schools, and other stakeholders to provide a continuum of individualized rehabilitative services and sanctions for at-risk and adjudicated youth and their families. Children and families in Arkansas are safe and have the resources they need in their communities to help them succeed.

Values

This plan is based on a number of shared values and beliefs among stakeholders for juvenile justice reform:

1. Youth are best served in **least-restrictive settings located close to home**, when appropriate, evidence-based rehabilitative service are available and removing youth from the home should be the option of last resort.
2. Families, schools, law enforcement and courts need a **wide array of service options**, including graduated sanctions outside the courtroom.
3. **Decision-making should be data-driven**, and programs and services should be supported by data demonstrating their effectiveness in improving outcomes for youth and families.
4. Effective community based services can **reduce the use of confinement and commitment to DYS** and result in significant fiscal savings in state revenue.
5. Treatment and placement decisions should be **individualized, based on comprehensive, standardized assessment, and actively involve youth and families** in the planning processes.
6. All youth in DYS custody should be provided **effective education and vocational training opportunities**.
7. **Limited length of stay recommendations** should recognize that effectiveness of treatment providing institutional settings is diminished after six months, notwithstanding correctional and public safety goals.
8. **Collaboration with local school districts is critical to successful prevention, aftercare and re-entry for DYS youth**.
9. **Funding allocation across residential and community-based services** must be rebalanced.
10. All children and youth in the state should have equal opportunities for services and success, without regard to gender, race or ethnicity, disability, geographic location, or income level.

Historic Overview of DYS

Act 199 of 1905 established the first reform schools in Arkansas in Little Rock and Alexander, respectively.

Act 67 of 1917, the Arkansas Boys' Reform School was relocated to Pine Bluff.

Act 60 of 1937 established two additional "training" schools at Wrightsville and Fargo.

In 1968, the Department for Rehabilitative Services was assigned responsibility to administer "training" schools. The Benton Services Center was opened and controlled the diagnosis and intake responsibilities regarding the youth committed to state custody.

In 1971, Act 38 established the Department of Social and Rehabilitative Services (SRS), a forerunner to the current Department of Human Services (DHS). The Office of Juvenile Services was placed under the direction of the Director of SRS. In 1977, the Division of Youth Services was formally created as a division within the present DHS.

In 1985, Act 348 merged the Division of Youth Services with the Division of Children and Family Services until Act 1296 of 1993 reestablished DYS as an independent division within DHS. The Division of Youth Services (DYS) was authorized by Act 1296 to be "devoted entirely to handling the problems of youths involved in the juvenile justice system." DYS became operational in October 1993 and is responsible for client-specific programming and individual treatment programs, serious offender programs for violent youth offenders, providing alternative community-based programming, and other services specified directly by Act 1296.

ARKANSAS DHS STATISTICAL REPORT
DIVISION OF YOUTH SERVICES
FY 2022

In 2015, Act 1010 directs the Division of Youth Services of the Department of Human Services to establish the Youth Justice Reform Board to improve the effectiveness of the juvenile justice system and provide oversight of commitment reduction services. The Division of Youth Services and the Board were directed to develop a plan to reduce the use of secure confinement for youth who do not present a serious risk to public safety, calculate savings from reductions in youthful offender commitments and DYS residential populations and allow for the support and expansion of proven effective community based alternatives to secure confinement.

In 2019, Act 189 transformed Arkansas' juvenile justice system through establishing the utilization of validated risk assessment tools, creating a plan for diversion options to maximize the benefits for juvenile offenders, and developing a plan for the reinvestment of funds into community-based services.

In 2019, Act 910 moved The Civilian Student Training Program (CSTP) from the Department of the Military to the Division of Youth Services.

Source: Division of Youth Services

**ARKANSAS DHS STATISTICAL REPORT
DIVISION OF YOUTH SERVICES
FY 2022**

In FY 2022, the Division of Youth Services contracted with Community Based Providers (CBP) for the following services: Targeted Casework Management, Therapy, Diagnosis and Evaluation, Intensive Casework Management, Interstate Compact, Emergency Shelter and Residential Treatment. In addition, the Community Based Providers provided sanction services that included Community Service Supervision, Intensive Supervision and Tracking, Compliance Monitoring, Drug Screening, Day Services Level I, Day Services Level II, and Crisis Residential Treatment. Funding for community based services was allocated to each judicial district, with one contractor servicing each district. The providers in each district conducted a needs survey in order to provide the services most beneficial to the youth in their individual areas. Aftercare services were provided in accordance with ACT 1222, with quarterly reports submitted to the Legislative Committee on Children and Youth.

The Division also contracts for Specialized Services including: Therapeutic Group Home Services, Comprehensive Residential Treatment Services in Psychiatric facilities, Sex Offender Treatment Services, Socialization/Recreation Services, Diagnosis and Evaluation and Therapy. The Residential Facilities have a total of beds contracted with DYS.

The Residential Facilities had direct expenses in the amount of \$. The Community Based Programs and Service Providers had direct expenses in the amount of \$. The Specialized Services Programs had direct expenses in the amount of \$. With operational expenses in the amount of \$ with additional construction expenses of \$, total expenditures were \$.

Community Based Programs and Services Providers

Counseling Clinic, Inc.
Comprehensive Juvenile Services
Conway County Community Services, Inc.
Consolidated Youth Services
East Arkansas Youth Services, Inc.
Ouachita Children's Center, Inc.
Professional Counseling Associates
Phoenix Youth and Family Services, Inc.
Southwest Arkansas Counseling and Mental Health Center, Inc.
United Family Services, Inc.

Specialized Services Programs

Community Empowerment Council, Inc./dba Hank's House
Consolidated Youth Services (ASAP)
University of Arkansas for Medical Sciences-Department of Pediatrics (ASAP)
Vera Lloyd Presbyterian Home and Family Services, Inc.

Residential Facilities

Harrisburg Juvenile Treatment Center
Mansfield Juvenile Treatment Center

Source: Division of Youth Services

**ARKANSAS DHS STATISTICAL REPORT
DIVISION OF YOUTH SERVICES
FY 2022**

COMMITMENTS TO YOUTH SERVICES CENTERS*



Total Number of Commitments : 381

*All commitments were counted even if a juvenile received one or more new commitment orders in the same case. Each was counted as a new commitment.

Source: Division of Youth Services

ARKANSAS DHS STATISTICAL REPORT
DIVISION OF YOUTH SERVICES
FY 2022

COMMITMENTS TO YOUTH SERVICES CENTERS
BY JUDICIAL DISTRICT

Judicial District	Committing County	<u>Number of commitments</u>		Judicial District	Committing County	<u>Number of Commitments</u>	
		By County	District Total			By County	District Total
1st	Cross	2		11th	Jefferson	29	
	Lee	0		WEST	Lincoln	3	
	Monroe	0					32
	Phillips	4		12th	Sebastian	17	
	Saint Francis	3					17
	Woodruff	1		13th	Calhoun	0	
			10		Cleveland	4	
2nd	Clay	0			Columbia	11	
	Craighead	13			Dallas	3	
	Crittenden	6			Ouachita	20	
	Greene	12			Union	3	
	Mississippi	9					41
	Poinsett	0		14th	Baxter	0	
			40		Boone	4	
3rd	Jackson	3			Marion	1	
	Lawrence	4			Newton	1	
	Randolph	6					6
	Sharp	0		15th	Conway	3	
			13		Logan	3	
4th	Madison	0			Scott	0	
	Washington	12			Yell	1	
			12				7
5th	Franklin	3		16th	Cleburne	6	
	Johnson	2			Fulton	0	
	Pope	3			Independence	9	
			8		Izard	3	
6th	Perry	0			Stone	1	
	Pulaski	16					19
			16	17th	Prairie	1	
7th	Grant	3			White	12	
	Hot Spring	20					13
			23	18th	Garland	5	
8th NORTH	Hempstead	19		EAST			5
	Nevada	3					
			22	18th	Montgomery	0	
8th SOUTH	Lafayette	0		WEST	Polk	0	
	Miller	8					0
			8	19th	Carroll	0	
9th EAST	Clark	3		EAST			0
			3	19th	Benton	2	
9th WEST	Howard	6		WEST			2

**ARKANSAS DHS STATISTICAL REPORT
DIVISION OF YOUTH SERVICES
FY 2022**

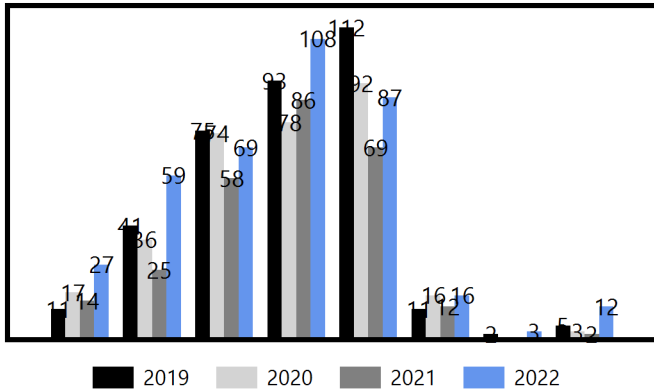
9th WEST	Little River	9	20th	Faulkner	17
	Pike	3		Searcy	0
	Sevier	3		Van Buren	1
		21			18
10th	Ashley	9	21th	Crawford	2
	Bradley	3			2
	Chicot	1	22nd	Saline	14
	Desha	4			14
	Drew	5	23nd	Lonoke	5
		22			5
11th EAST	Arkansas	2			
		2			
			Total *		381

* Based on actual commitment orders regardless of case
Source: Division of Youth Services

**ARKANSAS DHS STATISTICAL REPORT
DIVISION OF YOUTH SERVICES
FY 2022**

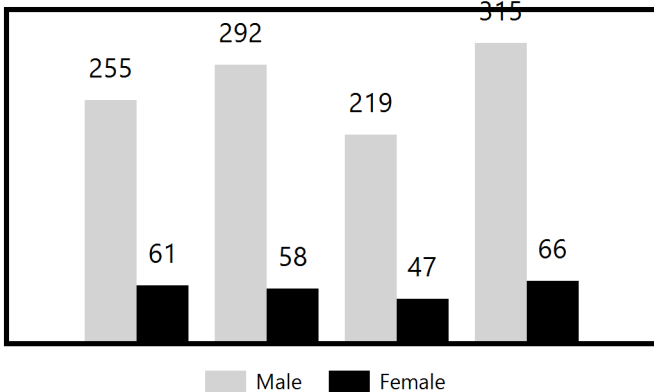
YOUTH SERVICES CENTERS COMMITMENTS

BY AGE



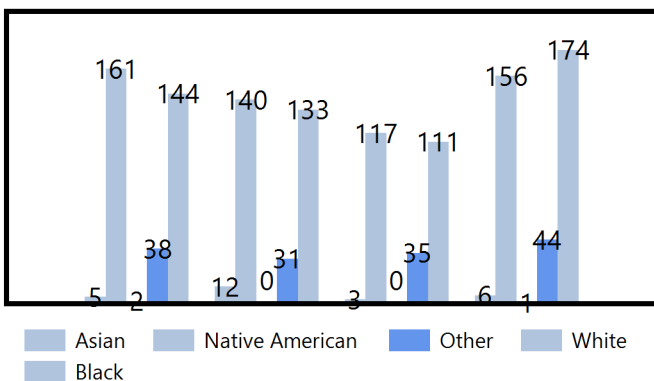
Age	FY 2019	FY 2020	FY 2021	FY 2022
13	11	17	14	27
14	41	36	25	59
15	75	74	58	69
16	93	78	86	108
17	112	92	69	87
18	11	16	12	16
19	2	0	0	3
Under 13	5	3	2	12
Total	350	316	266	381

BY GENDER



Gender	FY 2019	FY 2020	FY 2021	FY 2022
Male	292	255	219	315
Female	58	61	47	66
Total	350	316	266	381

BY RACE



Race	FY 2019	FY 2020	FY 2021	FY 2022
Asian	5	12	3	6
Black	161	140	117	156
Native American	2	0	0	1
Other	38	31	35	44
White	144	133	111	174
Total	350	316	266	381

Source: Division of Youth Services

**ARKANSAS DHS STATISTICAL REPORT
DIVISION OF YOUTH SERVICES
FY 2022**

**ADJUDICATED DELINQUENTS COMMITTED
TO YOUTH SERVICES CENTERS
BY MOST SERIOUS FELONY OFFENSES
FY 2012 to FY 2022**

Felony	State Fiscal Year										
Offense	FY 2012	FY 2013	FY 2014	FY 2015	FY 2016	FY 2017	FY 2018	FY 2019	FY 2020	FY 2021	FY 2022
Arson	0	0	1	2	4	1	2	2	1	1	3
Battery, First Degree	4	3	2	6	5	2	3	5	4	6	2
Burglary (d)	67	47	44	40	49	40	29	21	19	19	21
Kidnapping	3	0	1	0	0	0	1	0	0	2	1
Murder (a) (1)	2	1	1	0	2	0	1	0	0	1	0
Rape (2)	19	9	13	17	16	3	12	9	10	6	14
Robbery (b)	24	21	21	27	10	18	15	14	4	8	8
Total Commitment s of Selected Offenses	119	81	83	92	86	64	63	51	38	43	49
Total	499	469	484	540	477	438	405	350	316	266	381

(a) Includes Capital, First Degree and Second Degree Murder.

(b) Includes Aggravated Robbery and Robbery.

(c) Includes Commitments for "Evaluation Only".

(d) Includes Burglary Commercial and Residential. Data for years 2015 and above includes Aggravated Residential Burglary as of 2019.

(1) Includes Attempted Capital Murder, Conspiracy to Commit Capital Murder,
Conspiracy to Commit Murder-Second Degree, and Criminal Attempt Murder-Second Degree.

(2) Includes Criminal Attempted Rape.

Commitments By Offense Class

SFY	Felonies	Misdemeanors	Violation*	Total
FY 2012	303	179	17	499
FY 2013	198	137	134	469
FY 2014	206	135	143	484
FY 2015	230	160	150	540
FY 2016	237	169	71	477
FY 2017	246	133	59	438
FY 2018	224	120	61	405
FY 2019	185	102	63	350
FY 2020	166	88	62	316
FY 2021	151	63	52	266
FY 2022	217	98	66	381

ARKANSAS DHS STATISTICAL REPORT
DIVISION OF YOUTH SERVICES
FY 2022

* Violation includes aftercare violations, probation violations, or revocation of probation. Starting mid October 2012, DYS has been able to more accurately denote the youth committed for revocation of probation, probation violations, and aftercare violations.

Source: Division of Youth Services

DYS - 6

**ARKANSAS DHS STATISTICAL REPORT
DIVISION OF YOUTH SERVICES
FY 2022**

**ADJUDICATED DELINQUENTS COMMITTED
TO YOUTH SERVICES CENTERS
BY CATEGORY OF OFFENSE AND SEVERITY**

Category	Gender	FA	FB	FC	FD	FY	MA	MB	MC	U*	Offenses
DRUG	Male	0	0	3	9	0	12	1	0	0	25
	Female	0	0	0	2	0	3	0	0	0	5
	Total	0	0	3	11	0	15	1	0	0	30
OTHER	Male	0	1	0	0	0	0	3	0	53	57
	Female	0	0	0	0	0	0	0	0	13	13
	Total	0	1	0	0	0	0	3	0	66	70
PERSON	Male	1	9	5	43	19	19	2	0	0	98
	Female	0	4	2	10	0	10	0	3	0	29
	Total	1	13	7	53	19	29	2	3	0	127
PROPERTY	Male	2	16	18	34	4	21	0	0	0	95
	Female	0	0	0	6	0	4	0	0	0	10
	Total	2	16	18	40	4	25	0	0	0	105
PUBLIC ORD	Male	0	2	5	16	4	5	0	7	1	40
	Female	0	0	0	2	0	3	0	4	0	9
	Total	0	2	5	18	4	8	0	11	1	49
Totals	Male	3	28	31	102	27	57	6	7	54	315
	Female	0	4	2	20	0	20	0	7	13	66
	Total	3	32	33	122	27	77	6	14	67	381

The severity of the offense ranges from Felony classification Y being the most serious to Misdemeanor classification U being the least serious.

* The offenses of Revocation of Probation, Violation of Probation, and Aftercare Violation are all listed under the Misdemeanor classification U for purposes of this reporting chart.

Source: Division of Youth Services

**ARKANSAS DHS STATISTICAL REPORT
DIVISION OF YOUTH SERVICES
FY 2022**

**PRIMARY OFFENSES OF ADJUDICATED DELINQUENTS
COMMITTED TO YOUTH SERVICES CENTERS
BY OFFENSE AGAINST PERSON
FY 2019 to FY 2022**

Offense Classification	Offense Grade	Offense Title	FY 2019	FY 2020	FY 2021	FY 2022
Felonies	FA	Criminal Attempt	2	0	0	1
		Criminal Conspiracy	0	2	0	0
		Sexual Assault - 1st Degree	0	1	0	0
	FB	Battering, Domestic - 1st Degree (Arrest Date After 7 -28-95)	1	0	0	0
		Battery - 1st Degree	2	2	4	2
		Dist-Poss Or View Sex Explicit Child Material 2nd Offense	0	0	0	1
		Domestic Battering 2nd Degree	1	0	0	0
		Furnishing Prohibited Articles	0	0	1	0
		Kidnapping	0	0	1	1
		Robbery	5	0	0	3
		Sexual Assault, 2nd Degree	3	2	1	1
		Sexual Extortion	0	0	1	0
		Terroristic Act	2	0	3	5
	FC	Criminal Conspiracy	0	0	2	0
		Dist-Poss Or View Sex Explicit Child Material 1st Offense	0	0	0	2
		Domestic Battering 2nd Degree	4	2	2	2
		False Imprisonment - 1st Degree	0	0	1	0
		Furnishing Prohibited Articles	0	0	1	0
		Incest	0	0	1	0
		Interference With Custody	0	1	0	0
		Intimidating A Witness	0	0	1	0
		Make A Terrorist Threat	0	0	0	1
		Manslaughter	1	0	3	0
		Negligent Homicide (Arrest Date After 7-29-99)	0	0	0	1
		Sexual Assault - 3rd Degree	2	0	1	0

ARKANSAS DHS STATISTICAL REPORT
DIVISION OF YOUTH SERVICES
FY 2022

Felonies	FC	Trans-Dstrbtn Mat Depct Child-1st Off	1	0	1	1
	FD	Agg Assault Employee Correctional Fac	1	1	1	2
		Aggravated Assault	3	6	6	7
		Aggravated Assault On Family Or Household Member (Arrest Date After 7-28-95)	2	1	3	2
		Battering, Domestic - 3rd Degree	1	3	0	2
		Battery - 2nd Degree	8	9	8	15
		Death Threat - School Employee Or Student	2	1	0	1
		Endangering The Welfare Of A Minor In The 1st Degree	2	0	0	0
		Leaving The Scene Of An Accident With Serious Injury Or Death	1	0	0	0
		Sexual Assault 2nd Degree	3	2	3	3
		Sexual Assault, 2nd Degree	1	0	2	3
		Terroristic Threatening - 1st Degree	10	14	3	18
		Voyeurism	1	0	0	0
	FY	Aggravated Robbery	9	4	8	5
		Battery - 1st Degree	2	2	2	0
		Capital Murder	0	0	1	0
		Kidnapping	0	0	1	0
		Rape	9	10	6	14
		Total Felony Offenses	79	63	68	93

Source: Division of Youth Services

**ARKANSAS DHS STATISTICAL REPORT
DIVISION OF YOUTH SERVICES
FY 2022**

**PRIMARY OFFENSES OF ADJUDICATED DELINQUENTS
COMMITTED TO YOUTH SERVICES CENTERS
BY OFFENSE AGAINST PERSON
FY 2019 to FY 2022**

Offense Classification	Offense Grade	Offense Title	FY 2019	FY 2020	FY 2021	FY 2022
Misdemeanor	MA	Assault - 1st Degree	2	0	0	1
		Assault Family Or Household Member 1st Degree (Arrest Date After 7-28-95)	1	0	0	0
		Assault On Family Or Household Member	0	0	0	1
		Battering, Domestic - 3rd Degree (Arrest Date After 7-28-95)	9	4	4	9
		Battery - 3rd Degree	9	15	9	11
		Communicating False Alarm	1	0	0	0
		Endangering Welfare Of Minor - 2nd Degree	1	0	1	0
		False Imprisonment - 2nd Degree	0	0	1	0
		Possession Of Sexually Explicit Digital Material	1	0	0	0
		Terroristic Threatening - 2nd Degree (Arrest Date After 8-13-93)	5	8	5	7
	MB	Assault - 2nd Degree	0	1	1	1
		Assault Family Or Household Member 2nd Degree (Arrest Date After 7-28-95)	0	0	2	0
		Cyberbullying	0	0	0	1
	MC	Assault - 3rd Degree	4	1	1	1
		Assault Family Or Household Member 3rd Degree (Arrest Date After 7-28-95)	2	0	0	2
	MU	Abuse Of A Teacher	0	1	0	0
Total Misdemeanor Offenses			35	30	24	34
Total Commitments for Offense Against Person			114	93	92	127

Source: Division of Youth Services

**ARKANSAS DHS STATISTICAL REPORT
DIVISION OF YOUTH SERVICES
FY 2022**

**PRIMARY OFFENSES OF ADJUDICATED DELINQUENTS
COMMITTED TO YOUTH SERVICES CENTERS
BY OFFENSE AGAINST PROPERTY
FY 2019 to FY 2022**

Offense Classification	Offense Grade	Offense Title	FY 2019	FY 2020	FY 2021	FY 2022
Felonies	FA	Arson \$15,000 But Less Than \$100,000	0	0	0	2
	FB	Accomplice	5	0	0	0
		Arson \$5,000 But Less Than \$15,000	1	1	1	0
		Burglary (Arrest Date Prior 8-13-93)	0	0	0	3
		Burglary, Residential (Arrest Date After 8-13-93)	16	12	6	11
		Forgery - 1st Degree	1	0	0	0
		Theft By Receiving	0	2	1	2
		Theft Of Property	3	1	3	0
	FC	Burglary, Commercial (Arrest Date After 8-13-93)	4	6	9	4
		Criminal Attempt	1	0	0	0
		Criminal Mischief - 1st Degree	1	0	0	2
		Fraudulent Use Of A Credit Card	1	0	0	0
		Impairing Operatn Of Vital Public Facility	1	0	0	1
		Theft By Receiving	5	9	6	7
		Theft Of Leased-Rented Property	1	0	0	0
		Theft Of Property	6	11	9	4
	FD	Breaking Or Entering	20	20	10	18
		Criminal Mischief - 1st Degree	2	4	2	2
		Criminal Mischief - 2nd Degree	0	1	0	0
		Reckless Burning	0	0	0	2
		Theft By Receiving	6	12	3	7
		Theft Of Property	8	3	4	11
	FY	Aggravated Residential Burglary	1	1	4	3
		Arson \$100,000 Or More	1	0	0	1
Total Felony Offenses			84	83	58	80

Source: Division of Youth Services

**ARKANSAS DHS STATISTICAL REPORT
DIVISION OF YOUTH SERVICES
FY 2022**

**PRIMARY OFFENSES OF ADJUDICATED DELINQUENTS
COMMITTED TO YOUTH SERVICES CENTERS
BY OFFENSE AGAINST PROPERTY
FY 2019 to FY 2022**

Offense Classification	Offense Grade	Offense Title	FY 2019	FY 2020	FY 2021	FY 2022	
Misdemeanor	MA	Criminal Attempt	2	2	0	0	
		Criminal Mischief - 1st Degree	5	0	2	10	
		Criminal Mischief - 2nd Degree	3	1	1	2	
		Fraudulent Use Of A Credit Card	0	1	0	0	
		Shoplifting	0	1	1	0	
		Theft By Receiving	6	3	1	1	
		Theft Of Property	9	9	7	10	
		Unauthorized Use Of A Vehicle	3	3	3	2	
	MB	Criminal Mischief - 2nd Degree	1	1	2	0	
		Criminal Trespass	1	0	0	0	
	MC	Criminal Mischief - 3rd Degree	0	0	2	0	
		Criminal Trespass	0	2	0	0	
	Total Misdemeanor Offenses			30	23	19	25
	Total Commitments for Offense Against Person			114	106	77	105

Source: Division of Youth Services

**ARKANSAS DHS STATISTICAL REPORT
DIVISION OF YOUTH SERVICES
FY 2022**

**PRIMARY OFFENSES OF ADJUDICATED DELINQUENTS
COMMITTED TO YOUTH SERVICES CENTERS
BY OFFENSE AGAINST PUBLIC ORDER
FY 2019 to FY 2022**

Offense Classification	Offense Grade	Offense Title	FY 2019	FY 2020	FY 2021	FY 2022
Felonies	FB	Unlaw Discharge Firearm Veh 2nd Degree	0	0	2	2
	FC	Escape - 1st Degree	0	0	0	2
		Escape - 3rd Degree	1	1	0	0
		Failure To Appear	1	0	0	0
		Fleeing	0	0	0	3
	FD	Absconding	5	4	5	1
		Escape - 2nd Degree	0	1	0	0
		Fleeing	0	0	0	5
		Handgun Minor In Possession 2nd Offense	4	6	6	6
		Handgun Poss Campus Inst Higher Education	1	0	1	3
		Handgun Poss Pub School Property-Bus	0	0	0	3
	FY	Simult Poss Of Drugs And Firearms	1	0	0	4
	Total Felony Offenses		13	12	14	29

Offense Classification	Offense Grade	Offense Title	FY 2019	FY 2020	FY 2021	FY 2022
Misdemeanor	MA	Failure To Appear	0	0	0	2
		Fleeing	0	4	0	2
		Handgun Minor In Possession 1st Offense	6	5	1	3
		Harassment (Arrest Date After 8-13-93)	1	3	4	1
		Obstructing Governmental Operations	0	0	1	0
		Public Sexual Indecency	0	1	0	0
		Resisting Arrest	2	0	0	0
	MC	Disorderly Conduct	14	13	7	10
		Fleeing	1	0	0	0
		Obstructing Governmental Operations	0	1	0	1
		Public Intoxication	1	0	0	0
	MU	Contempt Of Court	0	0	0	1

ARKANSAS DHS STATISTICAL REPORT
DIVISION OF YOUTH SERVICES
FY 2022

Total Misdemeanor Offenses	25	27	13	20
Total Commitments for Offense Against Public Order	38	39	27	49

Source: Division of Youth Services

**ARKANSAS DHS STATISTICAL REPORT
DIVISION OF YOUTH SERVICES
FY 2022**

**PRIMARY OFFENSES OF ADJUDICATED DELINQUENTS
COMMITTED TO YOUTH SERVICES CENTERS
BY DRUG LAW VIOLATIONS
FY 2019 to FY 2022**

Offense Classification	Offense Grade	Offense Title	FY 2019	FY 2020	FY 2021	FY 2022
Felonies	FA	Delv Sch I/li Cont Sub Not Meth/Cocaine 28G-200G	0	0	1	0
	FB	Possession Controlled Substance Schedule I/li	0	1	1	0
		Poss-Use Of Drug Paraphernalia To Maf Meth	0	1	0	0
	FC	Delv Sch I/li Cont Sub Not Meth/Cocaine >2G	0	1	0	0
		Poss Sch Vi Ctrl Sub W/Purpose Del	0	0	0	2
		Possession Controlled Substance Schedule I/li	0	0	0	1
		Possession Controlled Substance Schedule Iv/V	0	0	1	0
	FD	Poss Sch Iv/V Ctrl Sub W/Purpose Del	0	1	0	0
		Poss Sch Vi Ctrl Sub W/Purpose Del	0	1	1	2
		Possession Controlled Substance Schedule I/li	0	0	1	2
		Possession Controlled Substance Schedule Vi	0	0	1	2
		Possession Of Drug Paraphernalia	1	1	1	4
		Possession Of Methamphetamine Or Cocaine With Purpose To Deliver	0	1	1	1
	Total Felony Offenses		1	7	8	14

Offense Classification	Offense Grade	Offense Title	FY 2019	FY 2020	FY 2021	FY 2022
Misdemeanor	MA	Delv, Poss, Manu Etc. Drug Paraphernalia Or Ctrfet Ctrl Subst	0	1	1	0
		Poss Ctrl-Cnft Sub W-O Presc-1st Off	1	0	0	0
		Possession Controlled Substance Schedule Iii	1	0	2	2
		Possession Controlled Substance Schedule Iv/V	2	3	1	3
		Possession Controlled Substance Schedule Vi	5	3	2	6
		Possession Of Drug Paraphernalia (A)(1)	0	0	0	3
		Possession Of Marijuana	0	0	0	1

**ARKANSAS DHS STATISTICAL REPORT
DIVISION OF YOUTH SERVICES
FY 2022**

Misdemeanor	MB	Adulterant Drug Test Or Possession Of Adulterants	0	0	0	1
	MU	Possession Of Drug Paraphernalia	1	0	0	0
Total Misdemeanor Offenses			10	7	6	16
Total Commitments for Drug Law Violation			11	14	14	30

Source: Division of Youth Services

**ARKANSAS DHS STATISTICAL REPORT
DIVISION OF YOUTH SERVICES
FY 2022**

**PRIMARY OFFENSES OF ADJUDICATED DELINQUENTS
COMMITTED TO YOUTH SERVICES CENTERS
BY OTHER OFFENSES
FY 2019 to FY 2022**

Offense Classification	Offense Grade	Offense Title	FY 2019	FY 2020	FY 2021	FY 2022
Felonies	FB	Possession Of Firearm By Certain Persons (Arrest Date After 8-26-94)	2	0	0	1
		Unauth Use Another Property Fac Crime	0	1	0	0
	FC	Aggravated Cruelty To Dog, Cat, Or Horse	1	0	0	0
	FD	Aggravated Cruelty To Dog, Cat, Or Horse	1	0	0	0
		Criminal Use Of Prohibited Weapon	1	0	1	0
		Possession Of Defaced Firearm	1	0	1	0
		Possession Of Firearm By Certain Persons	1	0	1	0
		Public Display Of Hard-Core Sex Conduct	1	0	0	0
	Total Felony Offenses		8	1	3	1

Offense Classification	Offense Grade	Offense Title	FY 2019	FY 2020	FY 2021	FY 2022
Misdemeanor	MU	Aftercare Violation	16	10	2	4
		Criminal Contempt	2	0	0	0
		Possessing Instruments Of Crime	0	1	1	0
		Refusal To Submit To Arrest	0	0	0	3
		Revocation Of Probation	47	51	47	62
		Violation Of Probation	0	1	2	0
Total Misdemeanor Offenses			65	63	52	69
Total Commitments for Other Offenses			73	64	55	70

Source: Division of Youth Services

**ARKANSAS DHS STATISTICAL REPORT
DIVISION OF YOUTH SERVICES
FY 2022**

**NUMBER OF ADJUDICATED DELINQUENTS
RECOMMITTED TO YOUTH SERVICES CENTERS
FY 2019 to FY 2022**

SFY	Gender	Total Commitments	0	1	2	3	4
FY 2019	Female	58	43	10	5	0	0
	Male	292	207	59	19	6	1
	Total	350	250	69	24	6	1

Recommitment Rate = 29%

Note: Based on all new commitment orders regardless of case.

SFY	Gender	Total Commitments	0	1	2	3	4
FY 2020	Female	61	49	10	2	0	0
	Male	255	197	41	14	2	1
	Total	316	246	51	16	2	1

Recommitment Rate = 22%

Note: Based on all new commitment orders regardless of case.

SFY	Gender	Total Commitments	0	1	2	3	4	5
FY 2021	Female	47	35	11	1	0	0	0
	Male	219	153	47	13	2	3	1
	Total	266	188	58	14	2	3	1

Recommitment Rate = 29%

Note: Based on all new commitment orders regardless of case.

SFY	Gender	Total Commitments	0	1	2	3
FY 2022	Female	66	58	6	2	0

**ARKANSAS DHS STATISTICAL REPORT
DIVISION OF YOUTH SERVICES
FY 2022**

FY 2022	Male	315	256	41	12	6
	Total	381	314	47	14	6

Recommitment Rate = 18%

Note: Based on all new commitment orders regardless of case.

Source: Division of Youth Services

**ARKANSAS DHS STATISTICAL REPORT
DIVISION OF YOUTH SERVICES
FY 2022**

**NUMBER OF JUVENILES REFERRED
TO SPECIALTY PROVIDER FACILITIES**

Facility	Number of Placements	
	Male	Total
Community Empowerment Council, Inc./dba Hank's House	16	16
Consolidated Youth Services (ASAP)	14	14
Vera Lloyd Presbyterian Home and Family Services, Inc.	20	20
Total	50	50

Average Length-of-Stay of Adjudicated Delinquents*

Juvenile Correctional Facility (JCF)	139 Days
Juvenile Detention Center (JDC)	13 Days
Juvenile Treatment Centers (JTC)	183 Days
Specialized/Alternate Contracts	213 Days

**Number of Adjudicated Delinquents Admitted
to Serious Offender Programs**

Serious Offender Program	Male	Female	Total
Arkansas Juvenile Assessment & Treatment Center	169	29	198
Dermott Juvenile Correctional Facility (18-21)	52	0	52
Harrisburg Juvenile Treatment Center	0	37	37
Mansfield Juvenile Treatment Center	60	0	60
Total	281	66	347

Source: Division of Youth Services

**ARKANSAS DHS STATISTICAL REPORT
DIVISION OF YOUTH SERVICES
FY 2022**

COMMUNITY-BASED YOUTH SERVICES PROGRAMS

The Community-based program network consists of privately-operated non-profit organizations for . The division contracts with these programs to provide residential and non-residential services to youth up to the age of 21 who are adjudicated delinquents, members of families in need of service or youth at risk (youth who exhibit behavior that if continued would bring them into contact with the juvenile justice system)

**COMMUNITY-BASED PROGRAM INTAKES
BY PROVIDER BY GENDER**

Provider	Male	Female	Total
Comprehensive Juvenile Services	384	198	582
Consolidated Youth Services	396	188	584
Conway County Community Services, Inc.	1800	1002	2802
Counseling Clinic, Inc.	256	196	452
CSTP - Civilian Student Training Program	186	0	186
East Arkansas Youth Services, Inc.	240	114	354
Ouachita Children's Center, Inc.	182	120	302
Phoenix Youth and Family Services, Inc.	170	126	296
Professional Counseling Associates	42	30	72
Residential Option for Adolescents in Recovery	36	18	54
Southwest Arkansas Counseling and Mental Health Center, Inc.	496	214	710
United Family Services, Inc.	601	232	833
Total	4,789	2,438	7,227

Source: Division of Youth Services

**ARKANSAS DHS STATISTICAL REPORT
DIVISION OF YOUTH SERVICES
FY 2022**

**COMMUNITY-BASED INTAKES
BY AGE**

Program	12 & younger	13	14	15	16	17	18 & older	Total Intakes
Comprehensive Juvenile Services	64	60	108	96	138	92	24	582
Consolidated Youth Services	48	74	96	96	138	120	12	584
Conway County Community Services, Inc.	298	278	464	556	608	526	72	2,802
Counseling Clinic, Inc.	80	36	92	86	84	64	10	452
CSTP - Civilian Student Training Program	0	14	38	64	44	26	0	186
East Arkansas Youth Services, Inc.	30	26	62	68	82	80	6	354
Ouachita Children's Center, Inc.	32	28	54	66	66	46	10	302
Phoenix Youth and Family Services, Inc.	52	28	32	66	58	52	8	296
Professional Counseling Associates	2	8	4	24	14	16	4	72
Residential Option for Adolescents in Recovery	0	0	0	14	22	16	2	54
Southwest Arkansas Counseling and Mental Health Center, Inc.	100	82	86	130	170	128	14	710
United Family Services, Inc.	50	64	146	192	192	165	24	833
Total	756	698	1,182	1,458	1,616	1,331	186	7,227

Source: Division of Youth Services

**ARKANSAS DHS STATISTICAL REPORT
DIVISION OF YOUTH SERVICES
FY 2022**

INTERSTATE COMPACT ON JUVENILES

The Interstate Compact on Juveniles (ICJ) was designed primarily for cases involving out-of-state runaways, escapees and absconders, and for the supervision of juveniles who have been adjudicated delinquent. It provides legal procedures for the return of runaways and makes it possible to place a juvenile on probation or parole in a state other than the one where the offense was committed with the assurance of supervision by the appropriate agencies of the state in which he/she is placed.

Requests for Home Evaluation/Supervision Sent by Arkansas to Other States

Probation Referrals

Parole Referrals

Requests for Home Evaluation/Supervision Received by Arkansas from Other States

Probation Referrals

Parole Referrals

Number of Runaways Returned (Non-Delinquent Youth)

Number of Escapees (Youth Committed to Facility)

Number of Absconders (Youth on Probation or Parole)

Source: Division of Youth Services