

**ARKANSAS DHS STATISTICAL REPORT  
DIVISION OF YOUTH SERVICES  
FY 2021**

**DIVISION OF  
YOUTH  
SERVICES**

# ARKANSAS DHS STATISTICAL REPORT

## DIVISION OF YOUTH SERVICES

### FY 2021

## INTRODUCTION

### Mission

The mission of the Division of Youth Services is to provide effective prevention, intervention and treatment programs to give opportunities for success to families and children in Arkansas and to ensure public safety. Services will provide alternatives to confinement or commitment to DYS and/or support transition of youth back into their homes, schools and communities. Treatment plans for both youth and families will rely on results of individualized risk and needs assessment, and promote positive growth, educational and vocational development, self-sufficiency, and accountability

### Vision

The Arkansas Division of Youth Services works with judges, providers, schools, and other stakeholders to provide a continuum of individualized rehabilitative services and sanctions for at-risk and adjudicated youth and their families. Children and families in Arkansas are safe and have the resources they need in their communities to help them succeed.

### Values

This plan is based on a number of shared values and beliefs among stakeholders for juvenile justice reform:

1. Youth are best served in **least-restrictive settings located close to home**, when appropriate, evidence-based rehabilitative service are available and removing youth from the home should be the option of last resort.
2. Families, schools, law enforcement and courts need a **wide array of service options**, including graduated sanctions outside the courtroom.
3. **Decision-making should be data-driven**, and programs and services should be supported by data demonstrating their effectiveness in improving outcomes for youth and families.
4. Effective community based services can **reduce the use of confinement and commitment to DYS** and result in significant fiscal savings in state revenue.
5. Treatment and placement decisions should be **individualized, based on comprehensive, standardized assessment, and actively involve youth and families** in the planning processes.
6. All youth in DYS custody should be provided **effective education and vocational training opportunities**.
7. **Limited length of stay recommendations** should recognize that effectiveness of treatment providing institutional settings is diminished after six months, notwithstanding correctional and public safety goals.
8. **Collaboration with local school districts is critical to successful prevention, aftercare and re-entry for DYS youth**.
9. **Funding allocation across residential and community-based services** must be rebalanced.
10. All children and youth in the state should have equal opportunities for services and success, without regard to gender, race or ethnicity, disability, geographic location, or income level.

### Historic Overview of DYS

**Act 199** of 1905 established the first reform schools in Arkansas in Little Rock and Alexander, respectively.

**Act 67** of 1917, the Arkansas Boys' Reform School was relocated to Pine Bluff.

**Act 60** of 1937 established two additional "training" schools at Wrightsville and Fargo.

**In 1968**, the Department for Rehabilitative Services was assigned responsibility to administer "training" schools. The Benton Services Center was opened and controlled the diagnosis and intake responsibilities regarding the youth committed to state custody.

**In 1971, Act 38** established the Department of Social and Rehabilitative Services (SRS), a forerunner to the current Department of Human Services (DHS). The Office of Juvenile Services was placed under the direction of the Director of SRS. In 1977, the Division of Youth Services was formally created as a division within the present DHS.

**In 1985, Act 348** merged the Division of Youth Services with the Division of Children and Family Services until Act 1296 of 1993 reestablished DYS as an independent division within DHS. The Division of Youth Services (DYS) was authorized by Act 1296 to be "devoted entirely to handling the problems of youths involved in the juvenile justice system." DYS became operational in October 1993 and is responsible for client-specific programming and individual treatment programs, serious offender programs for violent youth offenders, providing alternative community-based programming, and other services specified directly by Act 1296.

**ARKANSAS DHS STATISTICAL REPORT**  
**DIVISION OF YOUTH SERVICES**  
**FY 2021**

**In 2015, Act 1010** directs the Division of Youth Services of the Department of Human Services to establish the Youth Justice Reform Board to improve the effectiveness of the juvenile justice system and provide oversight of commitment reduction services. The Division of Youth Services and the Board were directed to develop a plan to reduce the use of secure confinement for youth who do not present a serious risk to public safety, calculate savings from reductions in youthful offender commitments and DYS residential populations and allow for the support and expansion of proven effective community based alternatives to secure confinement.

**In 2019, Act 189** transformed Arkansas' juvenile justice system through establishing the utilization of validated risk assessment tools, creating a plan for diversion options to maximize the benefits for juvenile offenders, and developing a plan for the reinvestment of funds into community-based services.

**In 2019, Act 910** moved The Civilian Student Training Program (CSTP) from the Department of the Military to the Division of Youth Services.

Source: Division of Youth Services

**ARKANSAS DHS STATISTICAL REPORT  
DIVISION OF YOUTH SERVICES  
FY 2021**

In FY 2021, the Division of Youth Services contracted with Community Based Providers (CBP) for the following services: Targeted Casework Management, Therapy, Diagnosis and Evaluation, Intensive Casework Management, Interstate Compact, Emergency Shelter and Residential Treatment. In addition, the Community Based Providers provided sanction services that included Community Service Supervision, Intensive Supervision and Tracking, Compliance Monitoring, Drug Screening, Day Services Level I, Day Services Level II, and Crisis Residential Treatment. Funding for community based services was allocated to each judicial district, with one contractor servicing each district. The providers in each district conducted a needs survey in order to provide the services most beneficial to the youth in their individual areas. Aftercare services were provided in accordance with ACT 1222, with quarterly reports submitted to the Legislative Committee on Children and Youth.

The Division also contracts for Specialized Services including: Therapeutic Group Home Services, Comprehensive Residential Treatment Services in Psychiatric facilities, Sex Offender Treatment Services, Socialization/Recreation Services, Diagnosis and Evaluation and Therapy. The Residential Facilities have a total of beds contracted with DYS.

The Residential Facilities had direct expenses in the amount of \$ . The Community Based Programs and Service Providers had direct expenses in the amount of \$ . The Specialized Services Programs had direct expenses in the amount of \$ . With operational expenses in the amount of \$ with additional construction expenses of \$ , total expenditures were \$ .

**Community Based Programs and Services Providers**

Counseling Clinic, Inc.  
Comprehensive Juvenile Services  
Conway County Community Services, Inc.  
Consolidated Youth Services  
East Arkansas Youth Services, Inc.  
Ouachita Children's Center, Inc.  
Professional Counseling Associates  
Phoenix Youth and Family Services, Inc.  
Southwest Arkansas Counseling and Mental Health Center, Inc.  
United Family Services, Inc.  
Phoenix Youth and Family Services, Inc.

**Specialized Services Programs**

Community Empowerment Council, Inc./dba Hank's House  
Consolidated Youth Services (ASAP)  
University of Arkansas for Medical Sciences-Department of Pediatrics (ASAP)  
Vera Lloyd Presbyterian Home and Family Services, Inc.

**Residential Facilities**

Harrisburg Juvenile Treatment Center  
Mansfield Juvenile Treatment Center

Source: Division of Youth Services

**ARKANSAS DHS STATISTICAL REPORT  
DIVISION OF YOUTH SERVICES  
FY 2021**

**COMMITMENTS TO YOUTH SERVICES CENTERS\***



Total Number of Commitments : 266

\*All commitments were counted even if a juvenile received one or more new commitment orders in the same case. Each was counted as a new commitment.

Source: Division of Youth Services

**ARKANSAS DHS STATISTICAL REPORT**  
**DIVISION OF YOUTH SERVICES**  
**FY 2021**

**COMMITMENTS TO YOUTH SERVICES CENTERS**  
**BY JUDICIAL DISTRICT**

Judicial District	Committing County	Number of commitments		Judicial District	Committing County	Number of Commitments		
		By County	District Total			By County	District Total	
1st	Cross	0	1	11th WEST	Jefferson	24	24	
	Lee	0		Lincoln	0			
	Monroe	0		12th	Sebastian	12	12	
	Phillips	1						
	Saint Francis	0		13th	Calhoun	0	28	
	Woodruff	0			Cleveland	2		
2nd	Clay	0	25		Columbia	9		
	Craighead	6			Dallas	1		
	Crittenden	4			Ouachita	11		
	Greene	7			Union	5		
	Mississippi	6	14th	Baxter	1	3		
	Poinsett	2		Boone	0			
3rd	Jackson	0	4		Marion		0	
	Lawrence	2			Newton		2	
	Randolph	2	15th	Conway	3	7		
	Sharp	0		Logan	2			
4th	Madison	1	13		Scott		0	
	Washington	12			Yell		2	
5th	Franklin	0	1	16th	Cleburne	7	13	
	Johnson	0			Fulton	0		
	Pope	1			Independence	3		
6th	Perry	0	14		Izard	0		
	Pulaski	14			Stone	3		
7th	Grant	1	8	17th	Prairie	0	13	
	Hot Spring	7			White	13		
8th NORTH	Hempstead	9	11	18th EAST	Garland	16	16	
	Nevada	2						
8th SOUTH	Lafayette	1	6	18th WEST	Montgomery	0	0	
	Miller	5			Polk	0		
9th EAST	Clark	1	1	19th EAST	Carroll	1	1	
9th WEST	Howard	3		19th WEST	Benton	1	1	

**ARKANSAS DHS STATISTICAL REPORT  
DIVISION OF YOUTH SERVICES  
FY 2021**

9th WEST	Little River	2	20th	Faulkner	16
	Pike	0		Searcy	0
	Sevier	3		Van Buren	0
		8			16
10th	Ashley	4	21th	Crawford	2
	Bradley	0			2
	Chicot	1	22nd	Saline	11
	Desha	10			11
	Drew	11	23nd	Lonoke	0
		26			0
11th EAST	Arkansas	1			
		1			
			<b>Total *</b>		<b>266</b>

\* Based on actual commitment orders regardless of case  
Source: Division of Youth Services

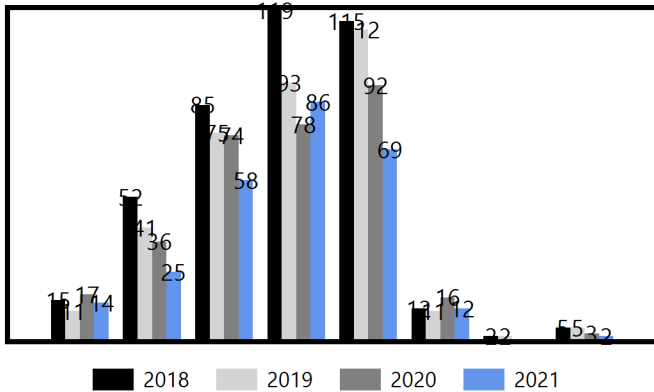
# ARKANSAS DHS STATISTICAL REPORT

## DIVISION OF YOUTH SERVICES

### FY 2021

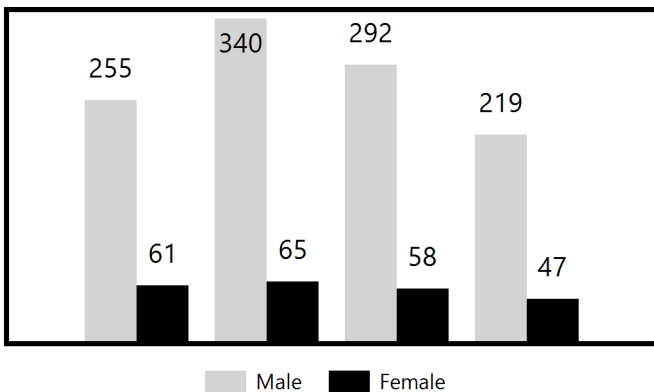
#### YOUTH SERVICES CENTERS COMMITMENTS

**BY AGE**



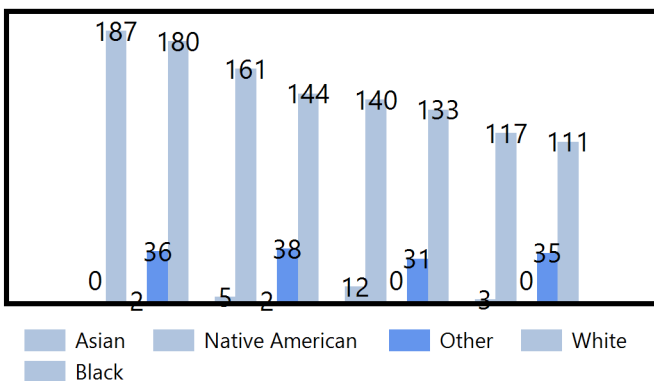
Age	FY 2018	FY 2019	FY 2020	FY 2021
13	15	11	17	14
14	52	41	36	25
15	85	75	74	58
16	119	93	78	86
17	115	112	92	69
18	12	11	16	12
19	2	2	0	0
Under 13	5	5	3	2
<b>Total</b>	<b>405</b>	<b>350</b>	<b>316</b>	<b>266</b>

**BY GENDER**



Gender	FY 2018	FY 2019	FY 2020	FY 2021
Male	340	292	255	219
Female	65	58	61	47
<b>Total</b>	<b>405</b>	<b>350</b>	<b>316</b>	<b>266</b>

**BY RACE**



Race	FY 2018	FY 2019	FY 2020	FY 2021
Asian	0	5	12	3
Black	187	161	140	117
Native American	2	2	0	0
Other	36	38	31	35
White	180	144	133	111
<b>Total</b>	<b>405</b>	<b>350</b>	<b>316</b>	<b>266</b>

Source: Division of Youth Services



**ARKANSAS DHS STATISTICAL REPORT  
DIVISION OF YOUTH SERVICES  
FY 2021**

**ADJUDICATED DELINQUENTS COMMITTED  
TO YOUTH SERVICES CENTERS  
BY MOST SERIOUS FELONY OFFENSES  
FY 2011 to FY 2021**

<b>Felony</b>	<b>State Fiscal Year</b>										
<b>Offense</b>	<b>FY 2011</b>	<b>FY 2012</b>	<b>FY 2013</b>	<b>FY 2014</b>	<b>FY 2015</b>	<b>FY 2016</b>	<b>FY 2017</b>	<b>FY 2018</b>	<b>FY 2019</b>	<b>FY 2020</b>	<b>FY 2021</b>
Arson	5	0	0	1	2	4	1	2	2	1	1
Battery, First Degree	3	4	3	2	6	5	2	3	5	4	6
Burglary (d)	70	67	47	44	40	49	40	29	21	19	19
Kidnapping	1	3	0	1	0	0	0	1	0	0	2
Murder (a) (1)	3	2	1	1	0	2	0	1	0	0	1
Rape (2)	16	19	9	13	17	16	3	12	9	10	6
Robbery (b)	12	24	21	21	27	10	18	15	14	4	8
<b>Total Commitment s of Selected Offenses</b>	<b>110</b>	<b>119</b>	<b>81</b>	<b>83</b>	<b>92</b>	<b>86</b>	<b>64</b>	<b>63</b>	<b>51</b>	<b>38</b>	<b>43</b>
<b>Total</b>	<b>485</b>	<b>499</b>	<b>469</b>	<b>484</b>	<b>540</b>	<b>477</b>	<b>438</b>	<b>405</b>	<b>350</b>	<b>316</b>	<b>266</b>

(a) Includes Capital, First Degree and Second Degree Murder.

(b) Includes Aggravated Robbery and Robbery.

(c) Includes Commitments for "Evaluation Only".

(d) Includes Burglary Commercial and Residential. Data for years 2015 and above includes Aggravated Residential Burglary as of 2019.

(1) Includes Attempted Capital Murder, Conspiracy to Commit Capital Murder, Conspiracy to Commit Murder-Second Degree, and Criminal Attempt Murder-Second Degree.

(2) Includes Criminal Attempted Rape.

**Commitments By Offense Class**

<b>SFY</b>	<b>Felonies</b>	<b>Misdemeanors</b>	<b>Violation*</b>	<b>Total</b>
FY 2011	307	168	10	485
FY 2012	303	179	17	499
FY 2013	198	137	134	469
FY 2014	206	135	143	484
FY 2015	230	160	150	540
FY 2016	237	169	71	477
FY 2017	246	133	59	438
FY 2018	224	120	61	405
FY 2019	185	102	63	350
FY 2020	166	88	62	316
FY 2021	151	63	52	266

**ARKANSAS DHS STATISTICAL REPORT**  
**DIVISION OF YOUTH SERVICES**  
**FY 2021**

\* Violation includes aftercare violations, probation violations, or revocation of probation. Starting mid October 2012, DYS has been able to more accurately denote the youth committed for revocation of probation, probation violations, and aftercare violations.

Source: Division of Youth Services

DYS - 6

**ARKANSAS DHS STATISTICAL REPORT  
DIVISION OF YOUTH SERVICES  
FY 2021**

**ADJUDICATED DELINQUENTS COMMITTED  
TO YOUTH SERVICES CENTERS  
BY CATEGORY OF OFFENSE AND SEVERITY**

Category	Gender	FA	FB	FC	FD	FY	MA	MB	MC	U*	Offenses
DRUG	Male	0	0	0	0	0	0	0	0	1	1
	Total	0	0	0	0	0	0	0	0	1	1
	Male	1	0	1	3	0	4	0	0	0	9
	Female	0	1	0	2	0	2	0	0	0	5
	Total	1	1	1	5	0	6	0	0	0	14
OTHER	Male	0	0	0	3	0	1	0	0	42	46
	Female	0	0	0	0	0	0	0	0	9	9
	Total	0	0	0	3	0	1	0	0	51	55
PERSON	Male	0	11	11	21	17	15	2	1	0	78
	Female	0	0	2	5	1	5	1	0	0	14
	Total	0	11	13	26	18	20	3	1	0	92
PROPERTY	Male	0	9	23	19	3	9	1	2	0	66
	Female	0	2	1	0	1	6	1	0	0	11
	Total	0	11	24	19	4	15	2	2	0	77
PUBLIC ORD	Male	0	2	0	11	0	3	0	3	0	19
	Female	0	0	0	1	0	3	0	4	0	8
	Total	0	2	0	12	0	6	0	7	0	27
Totals	Male	1	22	35	57	20	32	3	6	43	219
	Female	0	3	3	8	2	16	2	4	9	47
	Total	1	25	38	65	22	48	5	10	52	266

The severity of the offense ranges from Felony classification Y being the most serious to Misdemeanor classification U being the least serious.

\* The offenses of Revocation of Probation, Violation of Probation, and Aftercare Violation are all listed under the Misdemeanor classification U for purposes of this reporting chart.

Source: Division of Youth Services

**ARKANSAS DHS STATISTICAL REPORT  
DIVISION OF YOUTH SERVICES  
FY 2021**

**PRIMARY OFFENSES OF ADJUDICATED DELINQUENTS  
COMMITTED TO YOUTH SERVICES CENTERS  
BY OFFENSE AGAINST PERSON  
FY 2018 to FY 2021**

<b>Offense Classification</b>	<b>Offense Grade</b>	<b>Offense Title</b>	<b>FY 2018</b>	<b>FY 2019</b>	<b>FY 2020</b>	<b>FY 2021</b>
Felonies	FA	Criminal Attempt	1	2	0	0
		Criminal Conspiracy	0	0	2	0
		Sexual Assault - 1st Degree	0	0	1	0
	FB	Battering, Domestic - 1st Degree (Arrest Date After 7-28-95)	0	1	0	0
		Battery - 1st Degree	3	2	2	4
		Domestic Battering 2nd Degree	0	1	0	0
		Furnishing Prohibited Articles	2	0	0	1
		Kidnapping	0	0	0	1
		Robbery	4	5	0	0
		Sexual Assault, 2nd Degree	1	3	2	1
		Sexual Extortion	0	0	0	1
		Terroristic Act	1	2	0	3
	FC	Criminal Conspiracy	0	0	0	2
		Domestic Battering 2nd Degree	3	4	2	2
		False Imprisonment - 1st Degree	0	0	0	1
		Furnishing Prohibited Articles	0	0	0	1
		Incest	0	0	0	1
		Interference With Custody	0	0	1	0
		Intimidating A Witness	0	0	0	1
		Manslaughter	0	1	0	3
		Sexual Assault - 3rd Degree	0	2	0	1
		Trans-Dstrbtn Mat Depct Child-1st Off	0	1	0	1
	FD	Agg Assault Employee Correctional Fac	2	1	1	1
		Aggravated Assault	4	3	6	6
		Aggravated Assault On Family Or Household Member (Arrest Date After 7-28-95)	3	2	1	3

**ARKANSAS DHS STATISTICAL REPORT  
DIVISION OF YOUTH SERVICES  
FY 2021**

Felonies	FD	Battering, Domestic - 3rd Degree	2	1	3	0
		Battery - 2nd Degree	17	8	9	8
		Death Threat - School Employee Or Student	0	2	1	0
		Endangering The Welfare Of A Minor In The 1st Degree	0	2	0	0
		Leaving The Scene Of An Accident With Serious Injury Or Death	0	1	0	0
		Sexual Assault 2nd Degree	4	3	2	3
		Sexual Assault, 2nd Degree	1	1	0	2
		Terroristic Threatening - 1st Degree	13	10	14	3
		Voyeurism	0	1	0	0
	FY	Aggravated Robbery	11	9	4	8
		Attempted Capitol Murder	1	0	0	0
		Battery - 1st Degree	0	2	2	2
		Capital Murder	0	0	0	1
		Kidnapping	1	0	0	1
		Rape	12	9	10	6
		<b>Total Felony Offenses</b>	<b>86</b>	<b>79</b>	<b>63</b>	<b>68</b>

Source: Division of Youth Services

**ARKANSAS DHS STATISTICAL REPORT  
DIVISION OF YOUTH SERVICES  
FY 2021**

**PRIMARY OFFENSES OF ADJUDICATED DELINQUENTS  
COMMITTED TO YOUTH SERVICES CENTERS  
BY OFFENSE AGAINST PERSON  
FY 2018 to FY 2021**

<b>Offense Classification</b>	<b>Offense Grade</b>	<b>Offense Title</b>	<b>FY 2018</b>	<b>FY 2019</b>	<b>FY 2020</b>	<b>FY 2021</b>
Misdemeanor	MA	Assault - 1st Degree	1	2	0	0
		Assault Family Or Household Member 1st Degree (Arrest Date After 7-28-95)	0	1	0	0
		Battering, Domestic - 3rd Degree (Arrest Date After 7-28-95)	6	9	4	4
		Battery - 3rd Degree	10	9	15	9
		Communicating False Alarm	1	1	0	0
		Endangering Welfare Of Minor - 2nd Degree	0	1	0	1
		False Imprisonment - 2nd Degree	0	0	0	1
		Possession Of Sexually Explicit Digital Material	0	1	0	0
		Sexual Assault - 4Th Degree	1	0	0	0
		Terroristic Threatening - 2nd Degree (Arrest Date After 8-13-93)	7	5	8	5
	MB	Assault - 2nd Degree	0	0	1	1
		Assault Family Or Household Member 2nd Degree (Arrest Date After 7-28-95)	1	0	0	2
	MC	Assault - 3rd Degree	2	4	1	1
		Assault Family Or Household Member 3rd Degree (Arrest Date After 7-28-95)	2	2	0	0
	MU	Abuse Of A Teacher	0	0	1	0
<b>Total Misdemeanor Offenses</b>			<b>31</b>	<b>35</b>	<b>30</b>	<b>24</b>
<b>Total Commitments for Offense Against Person</b>			<b>117</b>	<b>114</b>	<b>93</b>	<b>92</b>

Source: Division of Youth Services

**ARKANSAS DHS STATISTICAL REPORT  
DIVISION OF YOUTH SERVICES  
FY 2021**

**PRIMARY OFFENSES OF ADJUDICATED DELINQUENTS  
COMMITTED TO YOUTH SERVICES CENTERS  
BY OFFENSE AGAINST PROPERTY  
FY 2018 to FY 2021**

Offense Classification	Offense Grade	Offense Title	FY 2018	FY 2019	FY 2020	FY 2021
Felonies	FB	Accomplice	0	5	0	0
		Arson \$5,000 But Less Than \$15,000	1	1	1	1
		Burglary (Arrest Date Prior 8-13-93)	2	0	0	0
		Burglary, Residential (Arrest Date After 8-13-93)	14	16	12	6
		Forgery - 1st Degree	3	1	0	0
		Theft By Receiving	1	0	2	1
		Theft Of Property	7	3	1	3
	FC	Burglary, Commercial (Arrest Date After 8-13-93)	12	4	6	9
		Criminal Attempt	1	1	0	0
		Criminal Mischief - 1st Degree	1	1	0	0
		Fraudulent Use Of A Credit Card	0	1	0	0
		Impairing Operatn Of Vital Public Facilty	1	1	0	0
		Theft By Receiving	9	5	9	6
		Theft Of Leased-Rented Property	0	1	0	0
		Theft Of Property	19	6	11	9
	FD	Breaking Or Entering	23	20	20	10
		Criminal Attempt	1	0	0	0
		Criminal Mischief - 1st Degree	4	2	4	2
		Criminal Mischief - 2nd Degree	1	0	1	0
		Theft By Receiving	5	6	12	3
		Theft Of Property	11	8	3	4
		FY	Aggravated Residential Burglary	1	1	1
	Arson \$100,000 Or More		1	1	0	0
Total Felony Offenses			118	84	83	58

Source: Division of Youth Services

**ARKANSAS DHS STATISTICAL REPORT  
DIVISION OF YOUTH SERVICES  
FY 2021**

**PRIMARY OFFENSES OF ADJUDICATED DELINQUENTS  
COMMITTED TO YOUTH SERVICES CENTERS  
BY OFFENSE AGAINST PROPERTY  
FY 2018 to FY 2021**

Offense Classification	Offense Grade	Offense Title	FY 2018	FY 2019	FY 2020	FY 2021
Misdemeanor	MA	Criminal Attempt	3	2	2	0
		Criminal Mischief - 1st Degree	9	5	0	2
		Criminal Mischief - 2nd Degree	0	3	1	1
		Fraudulent Use Of A Credit Card	2	0	1	0
		Shoplifting	0	0	1	1
		Theft By Receiving	7	6	3	1
		Theft Of Property	12	9	9	7
		Unauthorized Use Of A Vehicle	6	3	3	3
	MB	Criminal Mischief - 2nd Degree	5	1	1	2
		Criminal Trespass	0	1	0	0
	MC	Criminal Mischief - 3rd Degree	0	0	0	2
		Criminal Trespass	1	0	2	0
	Total Misdemeanor Offenses			45	30	23
Total Commitments for Offense Against Person			163	114	106	77

Source: Division of Youth Services



**ARKANSAS DHS STATISTICAL REPORT  
DIVISION OF YOUTH SERVICES  
FY 2021**

**PRIMARY OFFENSES OF ADJUDICATED DELINQUENTS  
COMMITTED TO YOUTH SERVICES CENTERS  
BY OFFENSE AGAINST PUBLIC ORDER  
FY 2018 to FY 2021**

Offense Classification	Offense Grade	Offense Title	FY 2018	FY 2019	FY 2020	FY 2021
Felonies	FB	Unlaw Discharge Firearm Veh 2nd Degree	1	0	0	2
	FC	Escape - 3rd Degree	0	1	1	0
		Failure To Appear	0	1	0	0
		Fleeing	1	0	0	0
	FD	Absconding	9	5	4	5
		Escape - 2nd Degree	1	0	1	0
		Fleeing	2	0	0	0
		Handgun Minor In Possession 2nd Offense	3	4	6	6
		Handgun Poss Campus Inst Higher Education	0	1	0	1
	FY	Simult Poss Of Drugs And Firearms	1	1	0	0
	Total Felony Offenses		18	13	12	14
Offense Classification	Offense Grade	Offense Title	FY 2018	FY 2019	FY 2020	FY 2021
Misdemeanor	MA	Fleeing	0	0	4	0
		Handgun Minor In Possession 1st Offense	2	6	5	1
		Harassment (Arrest Date After 8-13-93)	1	1	3	4
		Obstructing Governmental Operations	0	0	0	1
		Public Sexual Indecency	1	0	1	0
		Resisting Arrest	2	2	0	0
	MC	Disorderly Conduct	17	14	13	7
		Fleeing	1	1	0	0
		Obstructing Governmental Operations	0	0	1	0
		Public Intoxication	0	1	0	0
	Total Misdemeanor Offenses		24	25	27	13
Total Commitments for Offense Against Public Order		42	38	39	27	

Source: Division of Youth Services

**ARKANSAS DHS STATISTICAL REPORT  
DIVISION OF YOUTH SERVICES  
FY 2021**

**PRIMARY OFFENSES OF ADJUDICATED DELINQUENTS  
COMMITTED TO YOUTH SERVICES CENTERS  
BY DRUG LAW VIOLATIONS  
FY 2018 to FY 2021**

<b>Offense Classification</b>	<b>Offense Grade</b>	<b>Offense Title</b>	<b>FY 2018</b>	<b>FY 2019</b>	<b>FY 2020</b>	<b>FY 2021</b>
Felonies	FA	Delv Sch I/li Cont Sub Not Meth/Cocaine 28G-200G	0	0	0	1
	FB	Possession Controlled Substance Schedule I/li	0	0	1	1
		Poss-Use Of Drug Paraphernalia To Maf Meth	0	0	1	0
	FC	Delv Sch I/li Cont Sub Not Meth/Cocaine >2G	0	0	1	0
		Possession Controlled Substance Schedule Iv/V	0	0	0	1
	FD	Poss Sch Iv/V Ctrl Sub W/Purpose Del	0	0	1	0
		Poss Sch Vi Ctrl Sub W/Purpose Del	0	0	1	1
		Possession Controlled Substance Schedule I/li	1	0	0	1
		Possession Controlled Substance Schedule Vi	0	0	0	1
		Possession Of Drug Paraphernalia	1	1	1	1
		Possession Of Methamphetamine Or Cocaine With Purpose To Deliver	0	0	1	1
	<b>Total Felony Offenses</b>		<b>2</b>	<b>1</b>	<b>7</b>	<b>8</b>
<b>Offense Classification</b>	<b>Offense Grade</b>	<b>Offense Title</b>	<b>FY 2018</b>	<b>FY 2019</b>	<b>FY 2020</b>	<b>FY 2021</b>
Misdemeanor	MA	Delv, Poss, Manu Etc. Drug Paraphernalia Or Ctrfet Ctrl Subst	3	0	1	1
		Poss Ctrl-Cnft Sub W-O Presc-1st Off	2	1	0	0
		Poss Sch Vi Ctrl Sub W/Purpose Del	2	0	0	0
		Possession Controlled Substance Schedule Iii	4	1	0	2
		Possession Controlled Substance Schedule Iv/V	2	2	3	1
		Possession Controlled Substance Schedule Vi	3	5	3	2
	MB	Adulterant Drug Test Or Possession Of Adulterants	1	0	0	0
	MU	Possession Of Drug Paraphernalia	0	1	0	0
	<b>Total Misdemeanor Offenses</b>		<b>17</b>	<b>10</b>	<b>7</b>	<b>6</b>

**ARKANSAS DHS STATISTICAL REPORT  
DIVISION OF YOUTH SERVICES  
FY 2021**

<b>Total Commitments for Drug Law Violation</b>	<b>19</b>	<b>11</b>	<b>14</b>	<b>14</b>
---	-----------	-----------	-----------	-----------

Source: Division of Youth Services

**ARKANSAS DHS STATISTICAL REPORT  
DIVISION OF YOUTH SERVICES  
FY 2021**

**PRIMARY OFFENSES OF ADJUDICATED DELINQUENTS  
COMMITTED TO YOUTH SERVICES CENTERS  
BY OTHER OFFENSES  
FY 2018 to FY 2021**

<b>Offense Classification</b>	<b>Offense Grade</b>	<b>Offense Title</b>	<b>FY 2019</b>	<b>FY 2020</b>	<b>FY 2021</b>
Felonies	FB	Possession Of Firearm By Certain Persons (Arrest Date After 8-26-94)	2	0	0
		Unauth Use Another Property Fac Crime	0	1	0
	FC	Aggravated Cruelty To Dog, Cat, Or Horse	1	0	0
	FD	Aggravated Cruelty To Dog, Cat, Or Horse	1	0	0
		Criminal Use Of Prohibited Weapon	1	0	1
		Possession Of Defaced Firearm	1	0	1
		Possession Of Firearm By Certain Persons	1	0	1
		Public Display Of Hard-Core Sex Conduct	1	0	0
	<b>Total Felony Offenses</b>		<b>8</b>	<b>1</b>	<b>3</b>

Offense Classification	Offense Grade	Offense Title	FY 2018	FY 2019	FY 2020	FY 2021
Misdemeanor	MU	Aftercare Violation	10	16	10	2
		Carrying Certain Prohibited Weapons	1	0	0	0
		Criminal Contempt	0	2	0	0
		Filing False Rept Of Crim Wrong Doing	1	0	0	0
		Possessing Instruments Of Crime	0	0	1	1
		Purchase-Poss Intox Liquor By Minor	1	0	0	0
		Revocation Of Probation	49	47	51	47
		Violation Of Probation	2	0	1	2
Total Misdemeanor Offenses			64	65	63	52
Total Commitments for Other Offenses			64	73	64	55

Source: Division of Youth Services

**ARKANSAS DHS STATISTICAL REPORT  
DIVISION OF YOUTH SERVICES  
FY 2021**

**NUMBER OF ADJUDICATED DELINQUENTS  
RECOMMITTED TO YOUTH SERVICES CENTERS  
FY 2018 to FY 2021**

<b>SFY</b>	<b>Gender</b>	<b>Total Commitments</b>	<b>0</b>	<b>1</b>	<b>2</b>	<b>3</b>
FY 2018	Female	65	50	12	2	1
	Male	340	244	73	18	5
	Total	405	294	85	20	6

Recommitment Rate = 27%

Note: Based on all new commitment orders regardless of case.

<b>SFY</b>	<b>Gender</b>	<b>Total Commitments</b>	<b>0</b>	<b>1</b>	<b>2</b>	<b>3</b>	<b>4</b>
FY 2019	Female	58	43	10	5	0	0
	Male	292	207	59	19	6	1
	Total	350	250	69	24	6	1

Recommitment Rate = 29%

Note: Based on all new commitment orders regardless of case.

<b>SFY</b>	<b>Gender</b>	<b>Total Commitments</b>	<b>0</b>	<b>1</b>	<b>2</b>	<b>3</b>	<b>4</b>
FY 2020	Female	61	49	10	2	0	0
	Male	255	197	41	14	2	1
	Total	316	246	51	16	2	1

Recommitment Rate = 22%

Note: Based on all new commitment orders regardless of case.

<b>SFY</b>	<b>Gender</b>	<b>Total Commitments</b>	<b>0</b>	<b>1</b>	<b>2</b>	<b>3</b>	<b>4</b>	<b>5</b>
FY 2021	Female	47						
			35	11	1	0	0	0

**ARKANSAS DHS STATISTICAL REPORT  
DIVISION OF YOUTH SERVICES  
FY 2021**

FY 2021	Male	219	153	47	13	2	3	1
	Total	266	188	58	14	2	3	1

Recommitment Rate = 29%

Note: Based on all new commitment orders regardless of case.

Source: Division of Youth Services

**ARKANSAS DHS STATISTICAL REPORT  
DIVISION OF YOUTH SERVICES  
FY 2021**

**NUMBER OF JUVENILES REFERRED  
TO SPECIALTY PROVIDER FACILITIES**

Facility	Number of Placements		
	Male	Female	Total
BHC - Pinnacle Pointe Hospital	0	1	1
Centers for Youth and Families	0	4	4
Community Empowerment Council, Inc./dba Hank's House	10	0	10
Consolidated Youth Services (ASAP)	11	0	11
Conway Behavioral Health	1	0	1
Division of Behavioral Health Services	0	1	1
UHS of Benton, Inc.dba Rivendell Behavioral Health Services	1	2	3
Valley Behavioral Health System	1	0	1
Vera Lloyd Presbyterian Home and Family Services, Inc.	15	0	15
Total	39	8	47

**Average Length-of-Stay of Adjudicated Delinquents\***

Juvenile Correctional Facility (JCF)	138 Days
Juvenile Detention Center (JDC)	8 Days
Juvenile Treatment Centers (JTC)	169 Days
Specialized/Alternate Contracts	175 Days

**Number of Adjudicated Delinquents Admitted  
to Serious Offender Programs**

Serious Offender Program	Male	Female	Total
Arkansas Juvenile Assessment & Treatment Center	109	32	141
Dermott Juvenile Correctional Facility (18-21)	42	0	42
Harrisburg Juvenile Treatment Center	0	31	31
Mansfield Juvenile Treatment Center	59	0	59
Total	210	63	273

Source: Division of Youth Services

**ARKANSAS DHS STATISTICAL REPORT  
DIVISION OF YOUTH SERVICES  
FY 2021**

**COMMUNITY-BASED YOUTH SERVICES PROGRAMS**

The Community-based program network consists of privately-operated non-profit organizations for . The division contracts with these programs to provide residential and non-residential services to youth up to the age of 21 who are adjudicated delinquents, members of families in need of service or youth at risk (youth who exhibit behavior that if continued would bring them into contact with the juvenile justice system)

**COMMUNITY-BASED PROGRAM INTAKES  
BY PROVIDER BY GENDER**

<b>Provider</b>	<b>Male</b>	<b>Female</b>	<b>Total</b>
Community Empowerment Council, Inc./dba Hank's House	2	0	<b>2</b>
Comprehensive Juvenile Services	394	220	<b>614</b>
Consolidated Youth Services	352	158	<b>510</b>
Conway County Community Services, Inc.	1451	846	<b>2297</b>
Counseling Clinic, Inc.	230	96	<b>326</b>
CSTP - Civilian Student Training Program	180	0	<b>180</b>
East Arkansas Youth Services, Inc.	160	98	<b>258</b>
Ouachita Children's Center, Inc.	150	110	<b>260</b>
Phoenix Youth and Family Services, Inc.	128	52	<b>180</b>
Professional Counseling Associates	74	32	<b>106</b>
Residential Option for Adolescents in Recovery	14	0	<b>14</b>
Southwest Arkansas Counseling and Mental Health Center, Inc.	370	213	<b>583</b>
United Family Services, Inc.	452	158	<b>610</b>
<b>Total</b>	<b>3,957</b>	<b>1,983</b>	<b>5,940</b>

Source: Division of Youth Services



**ARKANSAS DHS STATISTICAL REPORT  
DIVISION OF YOUTH SERVICES  
FY 2021**

**COMMUNITY-BASED INTAKES  
BY AGE**

<b>Program</b>	<b>12 &amp; younger</b>	<b>13</b>	<b>14</b>	<b>15</b>	<b>16</b>	<b>17</b>	<b>18 &amp; older</b>	<b>Total Intakes</b>
Community Empowerment Council, Inc./dba Hank's House	0	0	0	0	0	2	0	<b>2</b>
Comprehensive Juvenile Services	32	68	88	124	168	108	26	<b>614</b>
Consolidated Youth Services	54	60	66	108	108	106	8	<b>510</b>
Conway County Community Services, Inc.	240	174	428	442	480	456	77	<b>2,297</b>
Counseling Clinic, Inc.	70	26	38	50	66	58	18	<b>326</b>
CSTP - Civilian Student Training Program	0	10	34	54	34	44	4	<b>180</b>
East Arkansas Youth Services, Inc.	14	22	30	66	54	72	0	<b>258</b>
Ouachita Children's Center, Inc.	18	48	40	46	56	42	10	<b>260</b>
Phoenix Youth and Family Services, Inc.	8	22	46	34	50	18	2	<b>180</b>
Professional Counseling Associates	4	4	28	20	22	28	0	<b>106</b>
Residential Option for Adolescents in Recovery	0	0	0	4	6	4	0	<b>14</b>
Southwest Arkansas Counseling and Mental Health Center, Inc.	100	36	78	88	153	112	16	<b>583</b>
United Family Services, Inc.	28	30	98	148	160	134	12	<b>610</b>
<b>Total</b>	<b>568</b>	<b>500</b>	<b>974</b>	<b>1,184</b>	<b>1,357</b>	<b>1,184</b>	<b>173</b>	<b>5,940</b>

Source: Division of Youth Services

**ARKANSAS DHS STATISTICAL REPORT  
DIVISION OF YOUTH SERVICES  
FY 2021**

**INTERSTATE COMPACT ON JUVENILES**

The Interstate Compact on Juveniles (ICJ) was designed primarily for cases involving out-of-state runaways, escapees and absconders, and for the supervision of juveniles who have been adjudicated delinquent. It provides legal procedures for the return of runaways and makes it possible to place a juvenile on probation or parole in a state other than the one where the offense was committed with the assurance of supervision by the appropriate agencies of the state in which he/she is placed.

Requests for Home Evaluation/Supervision Sent by Arkansas to Other States

Probation Referrals

Parole Referrals

Requests for Home Evaluation/Supervision Received by Arkansas from Other States

Probation Referrals

Parole Referrals

Number of Runaways Returned (Non-Delinquent Youth)

Number of Escapees (Youth Committed to Facility)

Number of Absconders (Youth on Probation or Parole)

Source: Division of Youth Services