

**ARKANSAS DHS STATISTICAL REPORT  
DIVISION OF YOUTH SERVICES  
FY 2019**

**DIVISION OF  
YOUTH  
SERVICES**

# ARKANSAS DHS STATISTICAL REPORT

## DIVISION OF YOUTH SERVICES

### FY 2019

## INTRODUCTION

### Mission

The mission of the Division of Youth Services is to provide effective prevention, intervention and treatment programs to give opportunities for success to families and children in Arkansas and to ensure public safety. Services will provide alternatives to confinement or commitment to DYS and/or support transition of youth back into their homes, schools and communities. Treatment plans for both youth and families will rely on results of individualized risk and needs assessment, and promote positive growth, educational and vocational development, self-sufficiency, and accountability

### Vision

The Arkansas Division of Youth Services works with judges, providers, schools, and other stakeholders to provide a continuum of individualized rehabilitative services and sanctions for at-risk and adjudicated youth and their families. Children and families in Arkansas are safe and have the resources they need in their communities to help them succeed.

### Values

This plan is based on a number of shared values and beliefs among stakeholders for juvenile justice reform:

1. Youth are best served in **least-restrictive settings located close to home**, when appropriate, evidence-based rehabilitative service are available and removing youth from the home should be the option of last resort.
2. Families, schools, law enforcement and courts need a **wide array of service options**, including graduated sanctions outside the courtroom.
3. **Decision-making should be data-driven**, and programs and services should be supported by data demonstrating their effectiveness in improving outcomes for youth and families.
4. Effective community based services can **reduce the use of confinement and commitment to DYS** and result in significant fiscal savings in state revenue.
5. Treatment and placement decisions should be **individualized, based on comprehensive, standardized assessment, and actively involve youth and families** in the planning processes.
6. All youth in DYS custody should be provided **effective education and vocational training opportunities**.
7. **Limited length of stay recommendations** should recognize that effectiveness of treatment providing institutional settings is diminished after six months, notwithstanding correctional and public safety goals.
8. **Collaboration with local school districts is critical to successful prevention, aftercare and re-entry for DYS youth**.
9. **Funding allocation across residential and community-based services** must be rebalanced.
10. All children and youth in the state should have equal opportunities for services and success, without regard to gender, race or ethnicity, disability, geographic location, or income level.

### Historic Overview of DYS

**Act 199** of 1905 established the first reform schools in Arkansas in Little Rock and Alexander, respectively.

**Act 67** of 1917, the Arkansas Boys' Reform School was relocated to Pine Bluff.

**Act 60** of 1937 established two additional "training" schools at Wrightsville and Fargo.

**In 1968**, the Department for Rehabilitative Services was assigned responsibility to administer "training" schools. The Benton Services Center was opened and controlled the diagnosis and intake responsibilities regarding the youth committed to state custody.

**In 1971, Act 38** established the Department of Social and Rehabilitative Services (SRS), a forerunner to the current Department of Human Services (DHS). The Office of Juvenile Services was placed under the direction of the Director of SRS. In 1977, the Division of Youth Services was formally created as a division within the present DHS.

**In 1985, Act 348** merged the Division of Youth Services with the Division of Children and Family Services until Act 1296 of 1993 reestablished DYS as an independent division within DHS. The Division of Youth Services (DYS) was authorized by Act 1296 to be "devoted entirely to handling the problems of youths involved in the juvenile justice system." DYS became operational in October 1993 and is responsible for client-specific programming and individual treatment programs, serious offender programs for violent youth offenders, providing alternative community-based programming, and other services specified directly by Act 1296.

**ARKANSAS DHS STATISTICAL REPORT**  
**DIVISION OF YOUTH SERVICES**  
**FY 2019**

**In 2015, Act 1010** directs the Division of Youth Services of the Department of Human Services to establish the Youth Justice Reform Board to improve the effectiveness of the juvenile justice system and provide oversight of commitment reduction services. The Division of Youth Services and the Board were directed to develop a plan to reduce the use of secure confinement for youth who do not present a serious risk to public safety, calculate savings from reductions in youthful offender commitments and DYS residential populations and allow for the support and expansion of proven effective community based alternatives to secure confinement.

**In 2019, Act 189** transformed Arkansas' juvenile justice system through establishing the utilization of validated risk assessment tools, creating a plan for diversion options to maximize the benefits for juvenile offenders, and developing a plan for the reinvestment of funds into community-based services.

**In 2019, Act 910** moved The Civilian Student Training Program (CSTP) from the Department of the Military to the Division of Youth Services.

Source: Division of Youth Services

**ARKANSAS DHS STATISTICAL REPORT  
DIVISION OF YOUTH SERVICES  
FY 2019**

In FY 2019, the Division of Youth Services contracted with Community Based Providers (CBP) for the following services: Targeted Casework Management, Therapy, Diagnosis and Evaluation, Intensive Casework Management, Interstate Compact, Emergency Shelter and Residential Treatment. In addition, the Community Based Providers provided sanction services that included Community Service Supervision, Intensive Supervision and Tracking, Compliance Monitoring, Drug Screening, Day Services Level I, Day Services Level II, and Crisis Residential Treatment. Funding for community based services was allocated to each judicial district, with one contractor servicing each district. The providers in each district conducted a needs survey in order to provide the services most beneficial to the youth in their individual areas. Aftercare services were provided in accordance with ACT 1222, with quarterly reports submitted to the Legislative Committee on Children and Youth.

The Division also contracts for Specialized Services including: Therapeutic Group Home Services, Comprehensive Residential Treatment Services in Psychiatric facilities, Sex Offender Treatment Services, Socialization/Recreation Services, Diagnosis and Evaluation and Therapy. The Residential Facilities have a total of beds contracted with DYS.

The Residential Facilities had direct expenses in the amount of \$ . The Community Based Programs and Service Providers had direct expenses in the amount of \$ . The Specialized Services Programs had direct expenses in the amount of \$ . With operational expenses in the amount of \$ with additional construction expenses of \$ , total expenditures were \$ .

**Community Based Programs and Services Providers**

Counseling Clinic, Inc.  
Comprehensive Juvenile Services  
Conway County Community Services, Inc.  
Consolidated Youth Services  
East Arkansas Youth Services, Inc.  
Preferred Family Healthcare Inc., Health Resources of Arkansas, Inc.  
Ouachita Children's Center, Inc.  
Professional Counseling Associates  
Phoenix Youth and Family Services, Inc.  
Southwest Arkansas Counseling and Mental Health Center, Inc.  
United Family Services, Inc.  
Youth Bridge, Inc.  
Conway County Community Services, Inc.  
East Arkansas Youth Services, Inc.  
Counseling Clinic, Inc.  
Comprehensive Juvenile Services  
Conway County Community Services, Inc.  
Consolidated Youth Services  
East Arkansas Youth Services, Inc.  
Ouachita Children's Center, Inc.  
Professional Counseling Associates  
Phoenix Youth and Family Services, Inc.  
United Family Services, Inc.  
Youth Bridge, Inc.

**Specialized Services Programs**

Youth Bridge - Transitional Bed  
A1 US Company, Inc.  
Counseling Associates, Inc (ES)

**ARKANSAS DHS STATISTICAL REPORT  
DIVISION OF YOUTH SERVICES  
FY 2019**

Centers for Youth and Families

Consolidated Youth Services (ASAP)

Consolidated Youth Services (ES)

East Arkansas Youth Services, Inc. (ES)

PINEY RIDGE TREATMENT CENTER LLC dba: Piney Ridge Treatment Center

Quapaw House (QH-TH)

University of Arkansas for Medical Sciences-Department of Pediatrics (ASAP)

UNITED METHODIST CHILDREN'S HOME, INC. (ES)

Vera Lloyd Presbyterian Home and Family Services, Inc.

VERA LLYOD PRESBYTERIAN FAMILY SERVICES, INC, (ES)

Youth Bridge, Inc. (SAT)

Youth Bridge, Inc. (YBTH)

Quapaw House (QH-TH)

**Residential Facilities**

Source: Division of Youth Services

**ARKANSAS DHS STATISTICAL REPORT  
DIVISION OF YOUTH SERVICES  
FY 2019**

**COMMITMENTS TO YOUTH SERVICES CENTERS\***



Total Number of Commitments : 350

\*All commitments were counted even if a juvenile received one or more new commitment orders in the same case. Each was counted as a new commitment.

Source: Division of Youth Services

**ARKANSAS DHS STATISTICAL REPORT**  
**DIVISION OF YOUTH SERVICES**  
**FY 2019**

**COMMITMENTS TO YOUTH SERVICES CENTERS**  
**BY JUDICIAL DISTRICT**

Judicial District	Committing County	<u>Number of commitments</u>		Judicial District	Committing County	<u>Number of Commitments</u>	
		By County	District Total			By County	District Total
1st	Cross	1		11th WEST	Jefferson	22	
	Lee	1			Lincoln	0	
	Monroe	1					22
	Phillips	4		12th	Sebastian	8	
	Saint Francis	1					8
	Woodruff	0		13th	Calhoun	0	
			8		Cleveland	1	
2nd	Clay	1			Columbia	8	
	Craighead	11			Dallas	2	
	Crittenden	13			Ouachita	17	
	Greene	3			Union	21	
	Mississippi	2					49
	Poinsett	1		14th	Baxter	1	
			31		Boone	2	
3rd	Jackson	1			Marion	1	
	Lawrence	5			Newton	2	
	Randolph	2					6
	Sharp	5		15th	Conway	2	
			13		Logan	2	
4th	Madison	0			Scott	1	
	Washington	13			Yell	2	
			13				7
5th	Franklin	2		16th	Cleburne	6	
	Johnson	0			Fulton	1	
	Pope	2			Independence	8	
			4		Izard	1	
6th	Perry	0			Stone	2	
	Pulaski	28					18
			28	17th	Prairie	0	
7th	Grant	8			White	12	
	Hot Spring	4					12
			12	18th EAST	Garland	6	
8th NORTH	Hempstead	5					6
	Nevada	3		18th WEST	Montgomery	1	
			8		Polk	1	
8th SOUTH	Lafayette	1					2
	Miller	15		19th EAST	Carroll	3	
			16				3
9th EAST	Clark	8		19th WEST	Benton	3	
			8				3
9th WEST	Howard	7					

**ARKANSAS DHS STATISTICAL REPORT  
DIVISION OF YOUTH SERVICES  
FY 2019**

9th WEST	Little River	0	20th	Faulkner	9
	Pike	2		Searcy	0
	Sevier	7		Van Buren	0
		16			9
10th	Ashley	5	21th	Crawford	3
	Bradley	1			3
	Chicot	1	22nd	Saline	20
	Desha	9			20
	Drew	2	23nd	Lonoke	3
		18			3
11th EAST	Arkansas	4			
		4			
			<b>Total *</b>		<b>350</b>

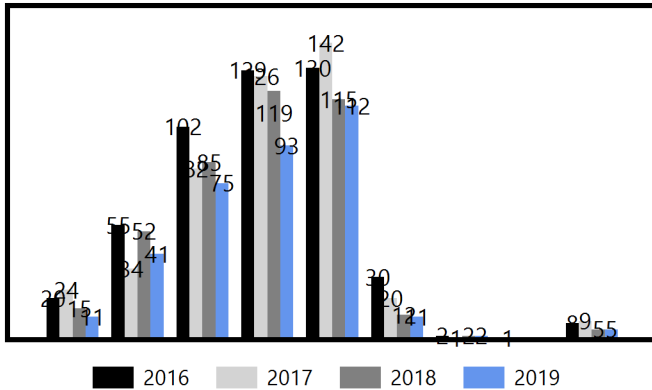
\* Based on actual commitment orders regardless of case  
Source: Division of Youth Services



**ARKANSAS DHS STATISTICAL REPORT**  
**DIVISION OF YOUTH SERVICES**  
**FY 2019**

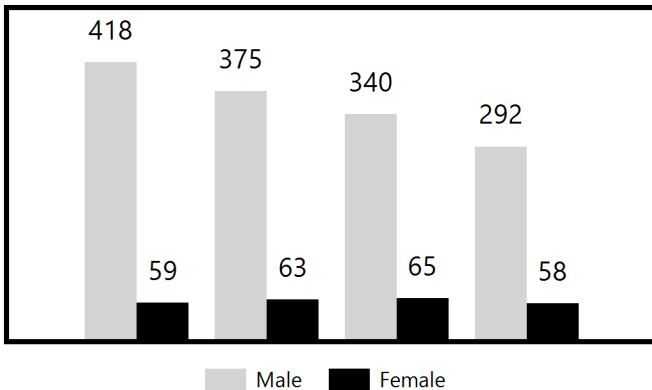
**YOUTH SERVICES CENTERS COMMITMENTS**

**BY AGE**



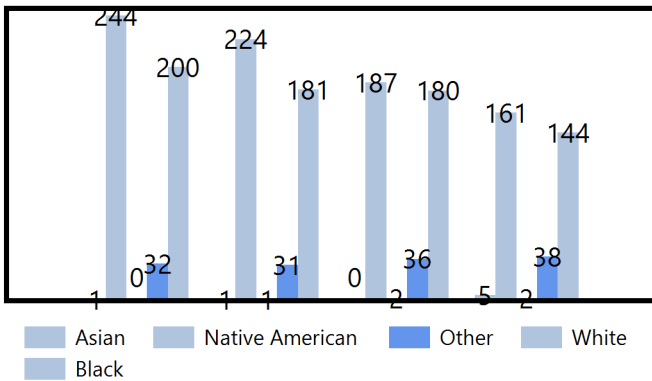
Age	FY 2016	FY 2017	FY 2018	FY 2019
13	20	24	15	11
14	55	34	52	41
15	102	82	85	75
16	129	126	119	93
17	130	142	115	112
18	30	20	12	11
19	2	1	2	2
20+	1	0	0	0
Under 13	8	9	5	5
<b>Total</b>	<b>477</b>	<b>438</b>	<b>405</b>	<b>350</b>

**BY GENDER**



Gender	FY 2016	FY 2017	FY 2018	FY 2019
Male	418	375	340	292
Female	59	63	65	58
<b>Total</b>	<b>477</b>	<b>438</b>	<b>405</b>	<b>350</b>

**BY RACE**



Race	FY 2016	FY 2017	FY 2018	FY 2019
Asian	1	1	0	5
Black	244	224	187	161
Native American	0	1	2	2
Other	32	31	36	38
White	200	181	180	144
<b>Total</b>	<b>477</b>	<b>438</b>	<b>405</b>	<b>350</b>

Source: Division of Youth Services

**ARKANSAS DHS STATISTICAL REPORT  
DIVISION OF YOUTH SERVICES  
FY 2019**

**ADJUDICATED DELINQUENTS COMMITTED  
TO YOUTH SERVICES CENTERS  
BY MOST SERIOUS FELONY OFFENSES  
FY 2009 to FY 2019**

<b>Felony</b>	<b>State Fiscal Year</b>									
<b>Offense</b>	<b>FY 2010</b>	<b>FY 2011</b>	<b>FY 2012</b>	<b>FY 2013</b>	<b>FY 2014</b>	<b>FY 2015</b>	<b>FY 2016</b>	<b>FY 2017</b>	<b>FY 2018</b>	<b>FY 2019</b>
Arson	4	5	0	0	1	2	4	1	2	2
Battery, First Degree	22	3	4	3	2	6	5	2	3	5
Burglary (d)	82	70	67	47	44	40	49	40	29	21
Kidnapping	1	1	3	0	1	0	0	0	1	0
Murder (a) (1)	0	3	2	1	1	0	2	0	1	0
Rape (2)	16	16	19	9	13	17	16	3	12	9
Robbery (b)	25	12	24	21	21	27	10	18	15	14
<b>Total</b> Commitment s of Selected Offenses	<b>150</b>	<b>110</b>	<b>119</b>	<b>81</b>	<b>83</b>	<b>92</b>	<b>86</b>	<b>64</b>	<b>63</b>	<b>51</b>
<b>Total</b>	<b>536</b>	<b>485</b>	<b>499</b>	<b>469</b>	<b>484</b>	<b>540</b>	<b>477</b>	<b>438</b>	<b>405</b>	<b>350</b>

(a) Includes Capital, First Degree and Second Degree Murder.

(b) Includes Aggravated Robbery and Robbery.

(c) Includes Commitments for "Evaluation Only".

(d) Includes Burglary Commercial and Residential. Data for years 2015 and above includes Aggravated Residential Burglary as of 2019.

(1) Includes Attempted Capital Murder, Conspiracy to Commit Capital Murder,  
Conspiracy to Commit Murder-Second Degree, and Criminal Attempt Murder-Second Degree.

(2) Includes Criminal Attempted Rape.

**Commitments By Offense Class**

<b>SFY</b>	<b>Felonies</b>	<b>Misdemeanors</b>	<b>Violation*</b>	<b>Total</b>
FY 2010	352	181	3	536
FY 2011	307	168	10	485
FY 2012	303	179	17	499
FY 2013	198	137	134	469
FY 2014	206	135	143	484
FY 2015	230	160	150	540
FY 2016	237	169	71	477
FY 2017	246	133	59	438
FY 2018	224	120	61	405
FY 2019	185	102	63	350

\* Violation includes aftercare violations, probation violations, or revocation of probation. Starting mid October 2012, DYS has been able to more accurately denote the youth committed for revocation of probation, probation violations, and aftercare violations.

**ARKANSAS DHS STATISTICAL REPORT  
DIVISION OF YOUTH SERVICES  
FY 2019**

Source: Division of Youth Services

DYS - 6

**ARKANSAS DHS STATISTICAL REPORT  
DIVISION OF YOUTH SERVICES  
FY 2019**

**ADJUDICATED DELINQUENTS COMMITTED  
TO YOUTH SERVICES CENTERS  
BY CATEGORY OF OFFENSE AND SEVERITY**

Category	Gender	FA	FB	FC	FD	FY	MA	MB	MC	U*	Offenses
DRUG	Male	0	0	0	1	0	8	0	0	1	10
	Female	0	0	0	0	0	1	0	0	0	1
	Total	0	0	0	1	0	9	0	0	1	11
OTHER	Male	0	2	0	4	0	0	0	2	48	56
	Female	0	0	1	1	0	0	0	0	15	17
	Total	0	2	1	5	0	0	0	2	63	73
PERSON	Male	2	14	8	23	19	23	0	5	0	94
	Female	0	0	0	12	1	6	0	1	0	20
	Total	2	14	8	35	20	29	0	6	0	114
PROPERTY	Male	0	26	17	30	2	23	1	0	0	99
	Female	0	0	3	6	0	5	1	0	0	15
	Total	0	26	20	36	2	28	2	0	0	114
PUBLIC ORD	Male	0	0	2	8	1	9	0	13	0	33
	Female	0	0	0	2	0	0	0	3	0	5
	Total	0	0	2	10	1	9	0	16	0	38
Totals	Male	2	42	27	66	22	63	1	20	49	292
	Female	0	0	4	21	1	12	1	4	15	58
	Total	2	42	31	87	23	75	2	24	64	350

The severity of the offense ranges from Felony classification Y being the most serious to Misdemeanor classification U being the least serious.

\* The offenses of Revocation of Probation, Violation of Probation, and Aftercare Violation are all listed under the Misdemeanor classification U for purposes of this reporting chart.

Source: Division of Youth Services

**ARKANSAS DHS STATISTICAL REPORT  
DIVISION OF YOUTH SERVICES  
FY 2019**

**PRIMARY OFFENSES OF ADJUDICATED DELINQUENTS  
COMMITTED TO YOUTH SERVICES CENTERS  
BY OFFENSE AGAINST PERSON  
FY 2016 to FY 2019**

<b>Offense Classification</b>	<b>Offense Grade</b>	<b>Offense Title</b>	<b>FY 2016</b>	<b>FY 2017</b>	<b>FY 2018</b>	<b>FY 2019</b>
Felonies	FA	Criminal Attempt	1	1	1	2
		Criminal Conspiracy	1	0	0	0
	FB	Battering, Domestic - 1st Degree (Arrest Date After 7 -28-95)	0	0	0	1
		Battery - 1st Degree	5	2	3	2
		Domestic Battering 2nd Degree	0	0	0	1
		Furnishing Prohibited Articles	0	0	2	0
		Robbery	4	5	4	5
		Sexual Assault, 2nd Degree	2	2	1	3
		Terroristic Act	1	0	1	2
	FC	Domestic Battering 2nd Degree	1	4	3	4
		Furnishing Prohibited Articles	0	1	0	0
		Make A Terrorist Threat	0	1	0	0
		Manslaughter	0	0	0	1
		Sexual Assault - 3rd Degree	2	1	0	2
		Trans-Dstrbtn Mat Depct Child-1st Off	0	0	0	1
	FD	Agg Assault Employee Correctional Fac	1	1	2	1
		Aggravated Assault	8	10	4	3
		Aggravated Assault On Family Or Household Member (Arrest Date After 7-28-95)	5	4	3	2
		Battering, Domestic - 2nd Degree (Arrest Date After 7 -28-95)	1	0	0	0
		Battering, Domestic - 3rd Degree	1	1	2	1
		Battery - 2nd Degree	13	18	17	8
		Death Threat - School Employee Or Student	0	2	0	2

**ARKANSAS DHS STATISTICAL REPORT  
DIVISION OF YOUTH SERVICES  
FY 2019**

Felonies	FD	Endangering The Welfare Of A Minor In The 1st Degree	0	0	0	2
		Leaving The Scene Of An Accident With Serious Injury Or Death	0	0	0	1
		Sexual Assault 2nd Degree	5	5	4	3
		Sexual Assault, 2nd Degree	4	2	1	1
		Sexual Assault-4Th Degree	2	0	0	0
		Terroristic Threatening - 1st Degree	17	14	13	10
		Voyeurism	0	0	0	1
	FY	Aggravated Robbery	6	13	11	9
		Attempted Capitol Murder	0	0	1	0
		Battery - 1st Degree	0	0	0	2
		Kidnapping	0	0	1	0
		Murder - 1st Degree	2	0	0	0
		Rape	16	3	12	9
		<b>Total Felony Offenses</b>	<b>98</b>	<b>90</b>	<b>86</b>	<b>79</b>

Source: Division of Youth Services

**ARKANSAS DHS STATISTICAL REPORT  
DIVISION OF YOUTH SERVICES  
FY 2019**

**PRIMARY OFFENSES OF ADJUDICATED DELINQUENTS  
COMMITTED TO YOUTH SERVICES CENTERS  
BY OFFENSE AGAINST PERSON  
FY 2016 to FY 2019**

<b>Offense Classification</b>	<b>Offense Grade</b>	<b>Offense Title</b>	<b>FY 2016</b>	<b>FY 2017</b>	<b>FY 2018</b>	<b>FY 2019</b>
Misdemeanor	MA	Assault - 1st Degree	1	3	1	2
		Assault Family Or Household Member 1st Degree (Arrest Date After 7-28-95)	0	1	0	1
		Battering, Domestic - 3rd Degree (Arrest Date After 7-28-95)	6	10	6	9
		Battering, Wife - 3rd Degree	1	0	0	0
		Battery - 3rd Degree	18	19	10	9
		Communicating False Alarm	0	1	1	1
		Endangering Welfare Of Minor - 2nd Degree	0	0	0	1
		Possession Of Sexually Explicit Digital Material	0	1	0	1
		Sexual Assault - 4Th Degree	0	0	1	0
		Terroristic Threatening - 2nd Degree (Arrest Date After 8-13-93)	12	13	7	5
	MB	Assault - 2nd Degree	1	0	0	0
		Assault Family Or Household Member 2nd Degree (Arrest Date After 7-28-95)	1	0	1	0
	MC	Assault - 3rd Degree	2	0	2	4
		Assault Family Or Household Member 3rd Degree (Arrest Date After 7-28-95)	2	1	2	2
		Assault On Wife - 3rd Degree	0	1	0	0
	MU	Abuse Of A Teacher	1	1	0	0
<b>Total Misdemeanor Offenses</b>			<b>45</b>	<b>51</b>	<b>31</b>	<b>35</b>
<b>Total Commitments for Offense Against Person</b>			<b>143</b>	<b>141</b>	<b>117</b>	<b>114</b>

Source: Division of Youth Services

**ARKANSAS DHS STATISTICAL REPORT  
DIVISION OF YOUTH SERVICES  
FY 2019**

**PRIMARY OFFENSES OF ADJUDICATED DELINQUENTS  
COMMITTED TO YOUTH SERVICES CENTERS  
BY OFFENSE AGAINST PROPERTY  
FY 2016 to FY 2019**

Offense Classification	Offense Grade	Offense Title	FY 2016	FY 2017	FY 2018	FY 2019
Felonies	FA	Arson \$15,000 But Less Than \$100,000	0	1	0	0
	FB	Accomplice	0	0	0	5
		Arson \$5,000 But Less Than \$15,000	1	0	1	1
		Burglary (Arrest Date Prior 8-13-93)	2	0	2	0
		Burglary, Residential (Arrest Date After 8-13-93)	32	33	14	16
		Criminal Attempt	1	3	0	0
		Forgery - 1st Degree	0	2	3	1
		Theft By Receiving	0	0	1	0
		Theft Of Property	2	7	7	3
		Theft Of Property Obtained By Threat Of Serious Physical Injury	0	1	0	0
	FC	Arson \$2,500 But Less Than \$5,000	2	0	0	0
		Burglary, Commercial (Arrest Date After 8-13-93)	13	6	12	4
		Criminal Attempt	2	2	1	1
		Criminal Mischief - 1st Degree	1	4	1	1
		Forgery - 2nd Degree	0	1	0	0
		Fraudulent Use Of A Credit Card	2	1	0	1
		Impairing Operatn Of Vital Public Facility	0	3	1	1
		Theft By Receiving	3	4	9	5
		Theft Of Leased-Rented Property	0	0	0	1
		Theft Of Property	15	18	19	6
	FD	Arson \$500 But Less Than \$2,500	1	0	0	0
		Breaking Or Entering	24	20	23	20
		Criminal Attempt	0	1	1	0
		Criminal Mischief - 1st Degree	0	5	4	2
		Criminal Mischief - 2nd Degree	0	4	1	0
		Theft By Receiving	2	6	5	6
		Theft Of Property	7	13	11	8



**ARKANSAS DHS STATISTICAL REPORT  
DIVISION OF YOUTH SERVICES  
FY 2019**

Felonies	FD	Thft Of Prop Lost-Mislaid-Del By Mistake	0	1	0	0
	FY	Aggravated Residential Burglary	2	1	1	1
		Arson \$100,000 Or More	0	0	1	1
<b>Total Felony Offenses</b>			<b>112</b>	<b>137</b>	<b>118</b>	<b>84</b>

Source: Division of Youth Services

**ARKANSAS DHS STATISTICAL REPORT  
DIVISION OF YOUTH SERVICES  
FY 2019**

**PRIMARY OFFENSES OF ADJUDICATED DELINQUENTS  
COMMITTED TO YOUTH SERVICES CENTERS  
BY OFFENSE AGAINST PROPERTY  
FY 2016 to FY 2019**

Offense Classification	Offense Grade	Offense Title	FY 2016	FY 2017	FY 2018	FY 2019
Misdemeanor	MA	Consolidation Of Offenses - Shoplifting Presumption - Amount Of Theft	0	2	0	0
		Criminal Attempt	4	1	3	2
		Criminal Mischief - 1st Degree	11	6	9	5
		Criminal Mischief - 2nd Degree	1	4	0	3
		Fraudulent Use Of A Credit Card	0	0	2	0
		Shoplifting	1	2	0	0
		Theft By Receiving	6	5	7	6
		Theft Of Property	19	18	12	9
		Unauthorized Use Of A Vehicle	11	4	6	3
	MB	Criminal Attempt	0	1	0	0
		Criminal Mischief - 2nd Degree	1	0	5	1
		Criminal Trespass	3	2	0	1
	MC	Criminal Trespass	0	0	1	0
	MU	Shoplifting	0	1	0	0
		Unlawful Disruption Of Campus Activities	1	0	0	0
Total Misdemeanor Offenses			58	46	45	30
Total Commitments for Offense Against Person			170	183	163	114

Source: Division of Youth Services

**ARKANSAS DHS STATISTICAL REPORT  
DIVISION OF YOUTH SERVICES  
FY 2019**

**PRIMARY OFFENSES OF ADJUDICATED DELINQUENTS  
COMMITTED TO YOUTH SERVICES CENTERS  
BY OFFENSE AGAINST PUBLIC ORDER  
FY 2016 to FY 2019**

<b>Offense Classification</b>	<b>Offense Grade</b>	<b>Offense Title</b>	<b>FY 2016</b>	<b>FY 2017</b>	<b>FY 2018</b>	<b>FY 2019</b>
Felonies	FB	Unlaw Discharge Firearm Veh 2nd Degree	1	0	1	0
	FC	Escape - 3rd Degree	0	0	0	1
		Failure To Appear	0	0	0	1
		Fleeing	0	0	1	0
	FD	Absconding	6	7	9	5
		Escape - 2nd Degree	0	0	1	0
		Fleeing	1	1	2	0
		Handgun Minor In Possession 2nd Offense	2	5	3	4
		Handgun Poss Campus Inst Higher Education	0	1	0	1
		Handgun Poss Pub School Property-Bus	1	1	0	0
		Simult Poss Of Drugs And Firearms	3	0	1	1
		<b>Total Felony Offenses</b>	<b>14</b>	<b>15</b>	<b>18</b>	<b>13</b>

<b>Offense Classification</b>	<b>Offense Grade</b>	<b>Offense Title</b>	<b>FY 2016</b>	<b>FY 2017</b>	<b>FY 2018</b>	<b>FY 2019</b>
Misdemeanor	MA	Escape - 3rd Degree	1	0	0	0
		Failure To Appear	1	0	0	0
		Fleeing	1	1	0	0
		Handgun Minor In Possession 1st Offense	5	2	2	6
		Harassment (Arrest Date After 8-13-93)	2	1	1	1
		Indecent Exposure	2	0	0	0
		Obstructing Governmental Operations	1	3	0	0
		Public Sexual Indecency	0	0	1	0
		Resisting Arrest	4	1	2	2
		Riot	0	1	0	0
	MB	Fleeing	0	1	0	0
	MC	Disorderly Conduct	22	10	17	14
		Fleeing	2	1	1	1

**ARKANSAS DHS STATISTICAL REPORT  
DIVISION OF YOUTH SERVICES  
FY 2019**

Misdemeanor	MC	Obstructing Governmental Operations	5	1	0	0
		Public Intoxication	1	1	0	1
	MU	Contempt Of Court	1	1	0	0
<b>Total Misdemeanor Offenses</b>			<b>48</b>	<b>24</b>	<b>24</b>	<b>25</b>
<b>Total Commitments for Offense Against Public Order</b>			<b>62</b>	<b>39</b>	<b>42</b>	<b>38</b>

Source: Division of Youth Services

**ARKANSAS DHS STATISTICAL REPORT  
DIVISION OF YOUTH SERVICES  
FY 2019**

**PRIMARY OFFENSES OF ADJUDICATED DELINQUENTS  
COMMITTED TO YOUTH SERVICES CENTERS  
BY DRUG LAW VIOLATIONS  
FY 2016 to FY 2019**

Offense Classification	Offense Grade	Offense Title	FY 2016	FY 2017	FY 2018	FY 2019
Felonies	FC	Delv Sch I/li Cont Sub Not Meth/Cocaine >2G	1	0	0	0
		Delv, Poss, Manu, Etc Drug Paraphernalia	0	1	0	0
		Manf Etc Contr Sub Sch Iv, V >= 200 < 400 Gms	1	0	0	0
		Poss Ctrl-Cnft Sub W-O Presc-3rd Off	1	0	0	0
		Possession Controlled Substance Schedule I/li	2	0	0	0
	FD	Poss, Etc Cntrft Sub W-Intent Unclass Sch	1	0	0	0
		Possession Controlled Substance Schedule I/li	1	2	1	0
		Possession Controlled Substance Schedule Vi	1	0	0	0
		Possession Of Drug Paraphernalia	1	0	1	1
Total Felony Offenses			9	3	2	1

Offense Classification	Offense Grade	Offense Title	FY 2016	FY 2017	FY 2018	FY 2019
Misdemeanor	MA	Delv, Poss, Manu Etc. Drug Paraphernalia Or Ctrfet Ctrl Subst	3	1	3	0
		Poss Ctrl-Cnft Sub W-O Presc-1st Off	0	0	2	1
		Poss Sch Vi Ctrl Sub W/Purpose Del	1	0	2	0
		Possession Controlled Substance Schedule Iii	4	4	4	1
		Possession Controlled Substance Schedule Iv/V	4	0	2	2
		Possession Controlled Substance Schedule Vi	1	0	3	5
		Possession Of Marijuana	2	0	0	0
	MB	Adulterant Drug Test Or Possession Of Adulterants	0	0	1	0
	MU	Possession Of Drug Paraphernalia	0	0	0	1
<b>Total Misdemeanor Offenses</b>			<b>15</b>	<b>5</b>	<b>17</b>	<b>10</b>
<b>Total Commitments for Drug Law Violation</b>			<b>24</b>	<b>8</b>	<b>19</b>	<b>11</b>

**ARKANSAS DHS STATISTICAL REPORT  
DIVISION OF YOUTH SERVICES  
FY 2019**

Source: Division of Youth Services

DYS - 13

**ARKANSAS DHS STATISTICAL REPORT  
DIVISION OF YOUTH SERVICES  
FY 2019**

**PRIMARY OFFENSES OF ADJUDICATED DELINQUENTS  
COMMITTED TO YOUTH SERVICES CENTERS  
BY OTHER OFFENSES  
FY 2016 to FY 2019**

Offense Classification	Offense Grade	Offense Title	FY 2016	FY 2017	FY 2019
Felonies	FB	Falsely Reporting A Terrorist Threat	1	0	0
		Possession Of Firearm By Certain Persons (Arrest Date After 8-26-94)	0	0	2
	FC	Aggravated Cruelty To Dog, Cat, Or Horse	0	0	1
		Reg Sex Offender Fail To Comply With Report Requirements	0	1	0
	FD	Aggravated Cruelty To Dog, Cat, Or Horse	0	0	1
		Criminal Use Of Prohibited Weapon	0	0	1
		Possession Of Defaced Firearm	0	0	1
		Possession Of Firearm By Certain Persons	0	0	1
		Public Display Of Hard-Core Sex Conduct	0	0	1
	FU	Engaging In Violent Criminal Group Activity	2	0	0
		Felony With Firearm	1	0	0
Total Felony Offenses			4	1	8

Offense Classification	Offense Grade	Offense Title	FY 2016	FY 2017	FY 2018	FY 2019
Misdemeanor	MU	Aftercare Violation	17	11	10	16
		Carrying Certain Prohibited Weapons	1	3	1	0
		Criminal Contempt	0	0	0	2
		Criminal Use Of Prohibited Weapon	0	1	0	0
		Filing False Rept Of Crim Wrong Doing	0	0	1	0
		Possessing Instruments Of Crime	0	1	0	0
		Purchase-Poss Intox Liquor By Minor	1	1	1	0
		Refusal To Submit To Arrest	1	1	0	0
		Revocation Of Probation	44	44	49	47
		Violation Of Probation	10	4	2	0

**ARKANSAS DHS STATISTICAL REPORT  
DIVISION OF YOUTH SERVICES  
FY 2019**

<b>Total Misdemeanor Offenses</b>	<b>74</b>	<b>66</b>	<b>64</b>	<b>65</b>
<b>Total Commitments for Other Offenses</b>	<b>78</b>	<b>67</b>	<b>64</b>	<b>73</b>

Source: Division of Youth Services



**ARKANSAS DHS STATISTICAL REPORT  
DIVISION OF YOUTH SERVICES  
FY 2019**

**NUMBER OF ADJUDICATED DELINQUENTS  
RECOMMITTED TO YOUTH SERVICES CENTERS  
FY 2016 to FY 2019**

<b>SFY</b>	<b>Gender</b>	<b>Total Commitments</b>	<b>0</b>	<b>1</b>	<b>2</b>	<b>3</b>
FY 2016	Female	59	43	12	2	2
	Male	418	319	79	14	6
	Total	477	362	91	16	8

Recommitment Rate = 24%

Note: Based on all new commitment orders regardless of case.

<b>SFY</b>	<b>Gender</b>	<b>Total Commitments</b>	<b>0</b>	<b>1</b>	<b>2</b>	<b>3</b>	<b>4</b>
FY 2017	Female	63	49	13	1	0	0
	Male	375	284	67	20	2	2
	Total	438	333	80	21	2	2

Recommitment Rate = 24%

Note: Based on all new commitment orders regardless of case.

<b>SFY</b>	<b>Gender</b>	<b>Total Commitments</b>	<b>0</b>	<b>1</b>	<b>2</b>	<b>3</b>
FY 2018	Female	65	50	12	2	1
	Male	340	244	73	18	5
	Total	405	294	85	20	6

Recommitment Rate = 27%

Note: Based on all new commitment orders regardless of case.

<b>SFY</b>	<b>Gender</b>	<b>Total Commitments</b>	<b>0</b>	<b>1</b>	<b>2</b>	<b>3</b>	<b>4</b>
FY 2019	Female	58	43	10	5	0	0

**ARKANSAS DHS STATISTICAL REPORT  
DIVISION OF YOUTH SERVICES  
FY 2019**

FY 2019	Male	292	207	59	19	6	1
	Total	350	250	69	24	6	1

Recommitment Rate = 29%

Note: Based on all new commitment orders regardless of case.

Source: Division of Youth Services

**ARKANSAS DHS STATISTICAL REPORT  
DIVISION OF YOUTH SERVICES  
FY 2019**

**NUMBER OF JUVENILES REFERRED  
TO SPECIALTY PROVIDER FACILITIES**

Facility	Number of Placements		
	Male	Female	Total
Acadia/Riverview Behavioral Health	4	0	4
BHC - Pinnacle Pointe Hospital	7	1	8
Centers for Youth and Families	1	0	1
Consolidated Youth Services (ASAP)	10	0	10
Destiny House	25	19	44
Division of Behavioral Health Services	1	0	1
Independence County/White River Juvenile Treatment Center	0	1	1
Oak Ridge Behavioral Care	1	0	1
PINEY RIDGE TREATMENT CENTER LLC dba: Piney Ridge Treatment Center	1	0	1
Quapaw House (QH-TH)	7	0	7
Springwoods Behavioral Health	2	0	2
UHS of Benton, Inc.dba Rivendell Behavioral Health Services	3	1	4
Valley Behavioral Health System	5	5	10
Vera Lloyd Presbyterian Home and Family Services, Inc.	17	18	35
Woodridge Behavioral Care	14	1	15
Youth Bridge, Inc. (SAT)	12	0	12
Youth Bridge, Inc. (YBTH)	3	0	3
Total	113	46	159

**Average Length-of-Stay of Adjudicated Delinquents\***

Juvenile Correctional Facility (JCF)	141 Days
Juvenile Detention Center (JDC)	28 Days
Juvenile Treatment Centers (JTC)	147 Days
Specialized/Alternate Contracts	95 Days

**Number of Adjudicated Delinquents Admitted  
to Serious Offender Programs**

Serious Offender Program	Male	Female	Total
Arkansas Juvenile Assessment & Treatment Center	230	43	273
Colt Juvenile Treatment Center	8	0	8
Dermott Juvenile Correctional Facility (18-21)	69	0	69
Dermott Juvenile Treatment Center	47	0	47
Harrisburg Juvenile Treatment Center	37	24	61
Lewisville Juvenile Treatment Center	66	0	66

**ARKANSAS DHS STATISTICAL REPORT  
DIVISION OF YOUTH SERVICES  
FY 2019**

Mansfield Juvenile Treatment Center	78	35	113
Total	535	102	637

Source: Division of Youth Services

DYS - 16

**ARKANSAS DHS STATISTICAL REPORT  
DIVISION OF YOUTH SERVICES  
FY 2019**

**COMMUNITY-BASED YOUTH SERVICES PROGRAMS**

The Community-based program network consists of privately-operated non-profit organizations for . The division contracts with these programs to provide residential and non-residential services to youth up to the age of 21 who are adjudicated delinquents, members of families in need of service or youth at risk (youth who exhibit behavior that if continued would bring them into contact with the juvenile justice system)

**COMMUNITY-BASED PROGRAM INTAKES  
BY PROVIDER BY GENDER**

<b>Provider</b>	<b>Male</b>	<b>Female</b>	<b>Total</b>
Comprehensive Juvenile Services	390	236	<b>626</b>
Consolidated Youth Services	386	253	<b>639</b>
Conway County Community Services, Inc.	1064	558	<b>1622</b>
Counseling Clinic, Inc.	214	118	<b>332</b>
CSTP - Civilian Student Training Program	76	0	<b>76</b>
East Arkansas Youth Services, Inc.	198	108	<b>306</b>
Ouachita Children's Center, Inc.	238	180	<b>418</b>
Phoenix Youth and Family Services, Inc.	170	92	<b>262</b>
Preferred Family Healthcare Inc., Health Resources of Arkansas, Inc.	6	4	<b>10</b>
Professional Counseling Associates	140	56	<b>196</b>
Southwest Arkansas Counseling and Mental Health Center, Inc.	490	276	<b>766</b>
United Family Services, Inc.	782	324	<b>1106</b>
Youth Bridge, Inc.	2370	1614	<b>3984</b>
<b>Total</b>	<b>6,524</b>	<b>3,819</b>	<b>10,343</b>

Source: Division of Youth Services

**ARKANSAS DHS STATISTICAL REPORT  
DIVISION OF YOUTH SERVICES  
FY 2019**

**COMMUNITY-BASED INTAKES  
BY AGE**

<b>Program</b>	<b>12 &amp; younger</b>	<b>13</b>	<b>14</b>	<b>15</b>	<b>16</b>	<b>17</b>	<b>18 &amp; older</b>	<b>Total Intakes</b>
Comprehensive Juvenile Services	38	58	90	130	148	148	14	<b>626</b>
Consolidated Youth Services	46	58	86	126	177	142	4	<b>639</b>
Conway County Community Services, Inc.	212	144	248	338	300	300	80	<b>1,622</b>
Counseling Clinic, Inc.	96	32	42	56	52	52	2	<b>332</b>
CSTP - Civilian Student Training Program	0	4	12	16	24	20	0	<b>76</b>
East Arkansas Youth Services, Inc.	16	22	56	60	80	58	14	<b>306</b>
Ouachita Children's Center, Inc.	54	50	84	76	74	72	8	<b>418</b>
Phoenix Youth and Family Services, Inc.	32	28	40	58	66	34	4	<b>262</b>
Preferred Family Healthcare Inc., Health Resources of Arkansas, Inc.	2	0	0	2	4	2	0	<b>10</b>
Professional Counseling Associates	24	16	30	44	38	44	0	<b>196</b>
Southwest Arkansas Counseling and Mental Health Center, Inc.	105	71	100	142	166	152	30	<b>766</b>
United Family Services, Inc.	68	86	136	238	306	234	38	<b>1,106</b>
Youth Bridge, Inc.	1,634	298	414	492	532	552	62	<b>3,984</b>
<b>Total</b>	<b>2,327</b>	<b>867</b>	<b>1,338</b>	<b>1,778</b>	<b>1,967</b>	<b>1,810</b>	<b>256</b>	<b>10,343</b>

Source: Division of Youth Services

**ARKANSAS DHS STATISTICAL REPORT  
DIVISION OF YOUTH SERVICES  
FY 2019**

**INTERSTATE COMPACT ON JUVENILES**

The Interstate Compact on Juveniles (ICJ) was designed primarily for cases involving out-of-state runaways, escapees and absconders, and for the supervision of juveniles who have been adjudicated delinquent. It provides legal procedures for the return of runaways and makes it possible to place a juvenile on probation or parole in a state other than the one where the offense was committed with the assurance of supervision by the appropriate agencies of the state in which he/she is placed.

Requests for Home Evaluation/Supervision Sent by Arkansas to Other States

Probation Referrals

Parole Referrals

Requests for Home Evaluation/Supervision Received by Arkansas from Other States

Probation Referrals

Parole Referrals

Number of Runaways Returned (Non-Delinquent Youth)

Number of Escapees (Youth Committed to Facility)

Number of Absconders (Youth on Probation or Parole)

Source: Division of Youth Services