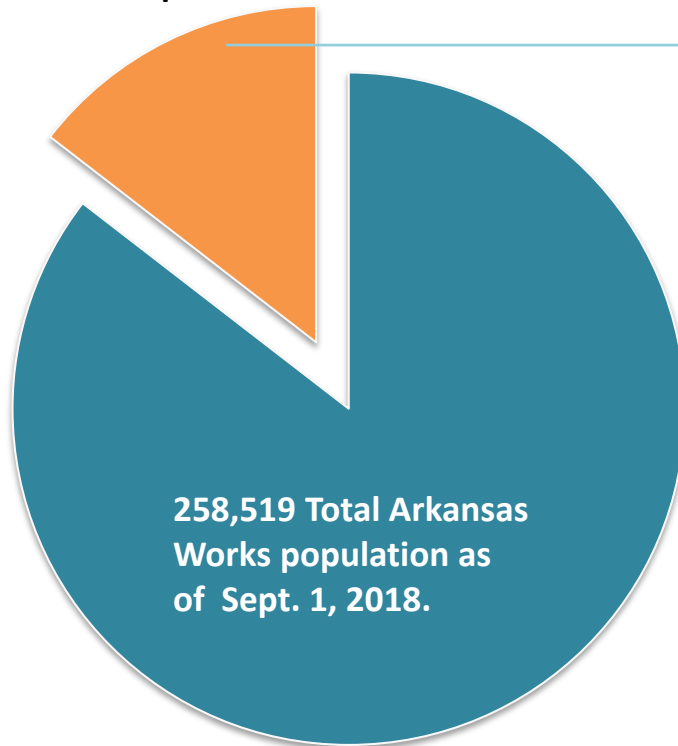


# Arkansas Works Program

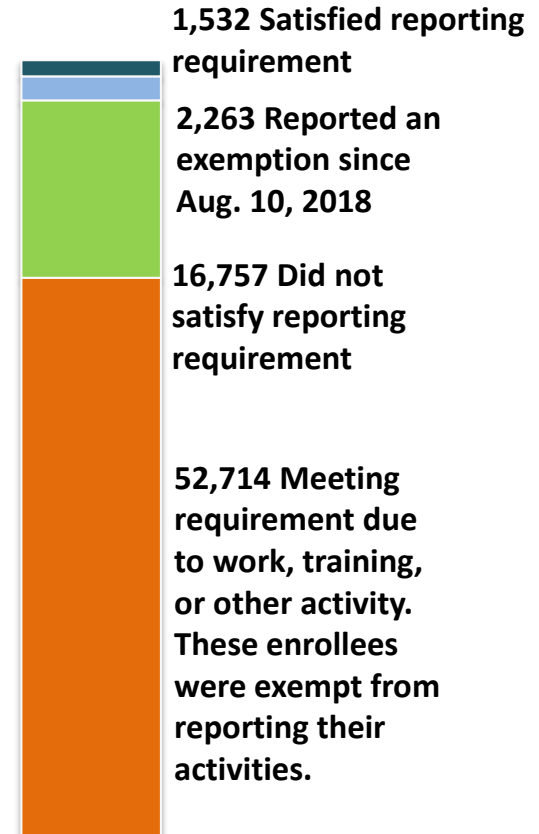
September 2018 Report

As of August 10, DHS data showed just over 76,200 Arkansas Works enrollees were subject to the work requirement in September. Most are already meeting the requirement through work, school, or other life situations that made them exempt from reporting. Numbers below are a point-in-time snapshot of the requirement and some fluctuate daily.

**76,222\*** Originally estimated to be subject to work requirement in September



Between Aug. 10 and Oct. 8, 2018, 2,956 fewer people became subject to the requirement due to case closures unrelated to compliance or a change in circumstances. That left 73,266 subject to the requirement in September.



| One month non-compliance | Two months non-compliance | Three months non-compliance (closed) |
|--------------------------|---------------------------|--------------------------------------|
| <b>7,748**</b>           | <b>4,841**</b>            | <b>4,109</b>                         |

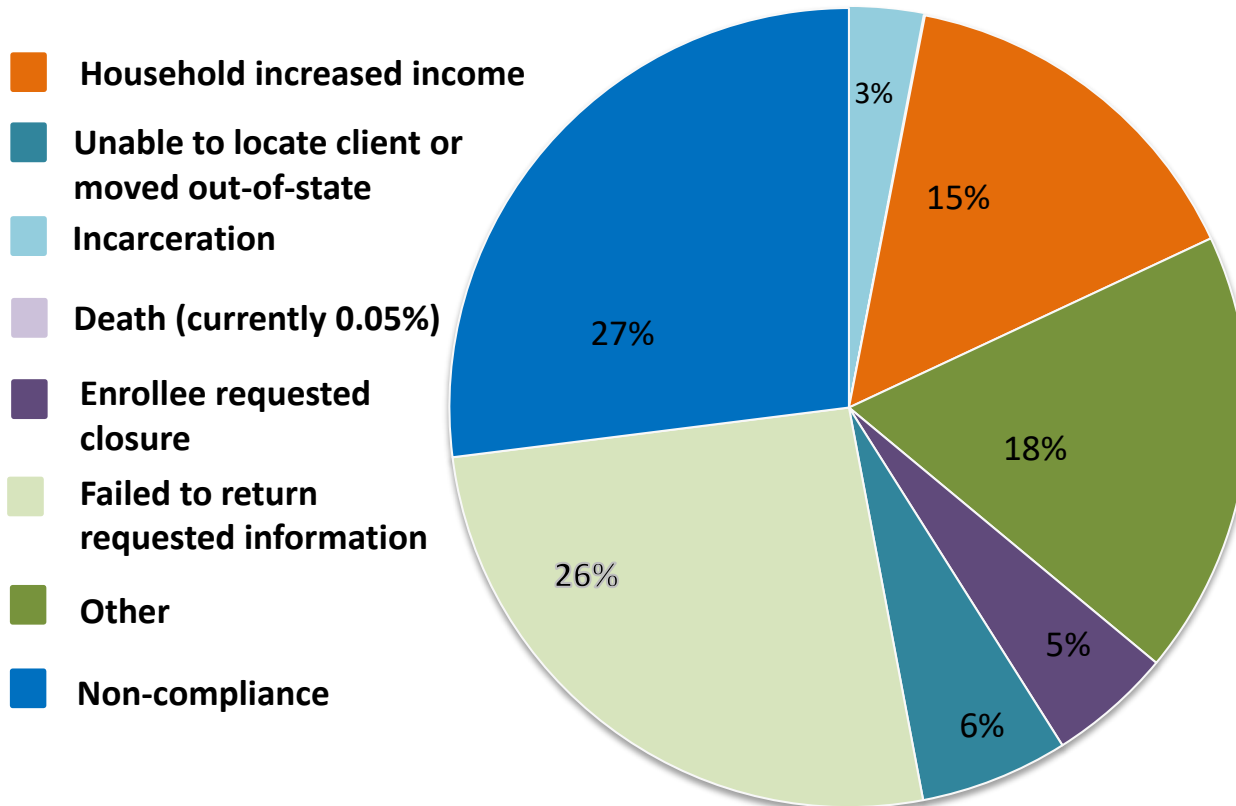
\*\* due to closures unrelated to compliance & as of Oct. 8, 2018

\*Enrollees ages 30-49 are being phased into the requirement from June through September 2018. Those 19-29 will roll in starting January 2019.

# Arkansas Works Program

September 2018 Report

Every Medicaid program has what is known as “churn,” cases that close for various reasons. It is not uncommon for those individuals to take action and come back on a program after receiving a closure notice. The total number of Arkansas Works cases closed in September was 15,276. Of those, only 4,109 closed due to non-compliance with the work requirement. Below the closures are broken down by type.



## Top four reasons people were exempt from reporting in September

Employed at least 80 hours a month **25,368**

Already meeting SNAP requirement through work or exemption **9,705**

Medically frail/disabled **8,020**

At least one dependent child in the home **7,432**



**ARKANSAS**  
**DEPARTMENT OF**  
**HUMAN**  
**SERVICES**

### Arkansas Works Clients - Subject to the Work Requirement

| Reporting Period | Exempt from Reporting | Reported at least 80 Hours | Failed to Report 80 Hours | Total  |
|------------------|-----------------------|----------------------------|---------------------------|--------|
| June 2018        | 17,906                | 445                        | 7,464                     | 25,815 |
| July 2018        | 30,228                | 844                        | 12,722                    | 43,794 |
| August 2018      | 42,437                | 1,218                      | 16,357                    | 60,012 |
| September 2018   | 54,977                | 1,532                      | 16,757                    | 73,266 |

### Arkansas Works Clients - Months of Non-Compliance

*As of October 8, 2018*

| One Month Non-Compliance | Two Months Non-Compliance |
|--------------------------|---------------------------|
| 7,748                    | 4,841                     |

## Arkansas Works Clients - Exemption Reasons

| Reporting Period | Employed >80 hours/month | Dependent Child in Home | Pregnant | Medically Frail | Currently Exempt in SNAP | Caring for Incapacitated Person | Short-Term Incapacitated |
|------------------|--------------------------|-------------------------|----------|-----------------|--------------------------|---------------------------------|--------------------------|
| June 2018        | 8,375                    | 2,731                   | 15       | 2,208           | 3,480                    | 128                             | 164                      |
| July 2018        | 13,951                   | 4,192                   | 21       | 4,282           | 5,780                    | 264                             | 385                      |
| August 2018      | 19,391                   | 5,717                   | 40       | 6,273           | 7,776                    | 534                             | 776                      |
| September 2018   | 25,368                   | 7,432                   | 51       | 8,020           | 9,705                    | 781                             | 1,113                    |

| Reporting Period | Receives Unemployment Benefits | Education and Training | Alcohol or Drug Treatment | American Indian/Alaska Native* | Tea Cash Assistance | Total Exempt |
|------------------|--------------------------------|------------------------|---------------------------|--------------------------------|---------------------|--------------|
| June 2018        | 187                            | 24                     | 79                        | 515                            | -                   | 17,906       |
| July 2018        | 310                            | 56                     | 155                       | 832                            | -                   | 30,228       |
| August 2018      | 444                            | 129                    | 207                       | 1,150                          | -                   | 42,437       |
| September 2018   | 556                            | 242                    | 230                       | 1,479                          | -                   | 54,977       |

*If a client has more than one exemption, the client receives the longest exemption he or she meets.*

*\*Clients who are American Indian / Alaska Native are subject to the work requirement. This population will be part of a future phase in.*

## Arkansas Works Clients - Good Cause Requests Completed in September

| Total Good Cause Requests Completed in September | Good Cause Requests Granted | Good Cause Requests Denied | Not a Good Cause Issue |
|--|-----------------------------|----------------------------|------------------------|
| 246  | 140                         | 32                         | 74                     |

*Good Cause requests are reviewed on a case-by-case basis and are currently tracked separately until system updates can be completed. Clients who have another exemption reason are counted in this report where appropriate.*

## Clients Who Met Requirement - Types of Work Activities Reported

*Clients can report more than one type of work activity*

| Reporting Period | Clients Who Met Requirement | Number of clients who reported the activity |                        |           |            |                     |                        |                                    |
|------------------|-----------------------------|---|------------------------|-----------|------------|---------------------|------------------------|------------------------------------|
|                  |                             | Work  | Education and Training | Volunteer | Job Search | Job Search Training | Health Education Class | Currently Meeting SNAP Requirement |
| June 2018        | 445                         | 73  | 8                      | 27        | 18         | 1                   | 1                      | 351                                |
| July 2018        | 844                         | 145   | 20                     | 63        | 40         | 4                   | 0                      | 639                                |
| August 2018      | 1,218                       | 279   | 42                     | 120       | 90         | 6                   | 3                      | 828                                |
| September 2018   | 1,532                       | 372   | 42                     | 152       | 93         | 5                   | 5                      | 1,025                              |

September 2018 Reporting Period  
 Clients Who Met Requirement - Types of Work Activities Reported by Hours

**Total Clients Who Met Requirement: 1,532**

*Clients can report more than one type of work activity.*

| Work Activity*                     | Clients Who Met Requirement by Hours Reported |           |           |           |         | # of Clients Reported | Total Hours Reported |
|------------------------------------|---|-----------|-----------|-----------|---------|-----------------------|----------------------|
|                                    | 1-20 Hrs                                      | 21-40 Hrs | 41-60 Hrs | 61-80 Hrs | 81+ Hrs |                       |                      |
| Work                               | 12  | 23        | 56        | 50        | 231     | 372                   | 64,041               |
| Education and Training             | 10  | 8         | 16        | 8         | 0       | 42                    | 1,834                |
| Volunteer                          | 9   | 8         | 15        | 67        | 53      | 152                   | 12,186               |
| Job Search                         | 18  | 35        | 22        | 3         | 15      | 93                    | 4,497                |
| Job Search Training                | 3   | 2         | 0         | 0         | 0       | 5                     | 108                  |
| Health Education Class             | 3   | 2         | 0         | 0         | 0       | 5                     | 90                   |
| Currently Meeting SNAP Requirement | --  | --        | --        | --        | --      | 1,025                 | N/A                  |

*While there is no limit to the number of hours a client can report, some work activity types limit the number of hours clients can receive credit for:*

- Job Search and Job Search Training - Clients may count up to 39 total hours from these activities combined each month.*
- Health Education Class - Clients may count up to 20 hours each year from this activity.*

## Clients Who Failed to Report 80 Hours - Types of Work Activities Reported

*Clients can report more than one type of work activity*

| Reporting Period | Clients Who Did Not Meet Requirement | Reported No Work Activities | Reported Work Activities | Number of clients who reported the activity |                        |           |            |                     |                        |
|------------------|--------------------------------------|-----------------------------|--------------------------|---|------------------------|-----------|------------|---------------------|------------------------|
|                  |                                      |                             |                          | Work  | Education and Training | Volunteer | Job Search | Job Search Training | Health Education Class |
| June 2018        | 7,464                                | 7,392                       | 72                       | 27  | 20                     | 5         | 23         | 2                   | 1                      |
| July 2018        | 12,722                               | 12,587                      | 135                      | 49  | 20                     | 12        | 73         | 1                   | 1                      |
| August 2018      | 16,357                               | 16,132                      | 225                      | 78  | 50                     | 19        | 98         | 4                   | 1                      |
| September 2018   | 16,757                               | 16,535                      | 222                      | 69  | 54                     | 23        | 97         | 5                   | 1                      |



## September 2018 Reporting Period

### Clients Who Failed to Report 80 Hours of Activities - Types of Work Activities Reported by Hours

**Total clients who failed to report 80 hours:** 16,757  
 Reported No Work Activities: 16,535  
 Reported Work Activities: 222

*Clients can report more than one type of work activity*

| Work Activity*         | Clients Who Did Not Meet Requirement by Hours Reported |           |           |           |         | # of Clients Reported | Total Hours Reported |
|------------------------|--|-----------|-----------|-----------|---------|-----------------------|----------------------|
|                        | 1-20 Hrs   | 21-40 Hrs | 41-60 Hrs | 61-80 Hrs | 81+ Hrs |                       |                      |
| Work                   | 18   | 15        | 16        | 20        | 0       | 69                    | 2,912                |
| Education and Training | 8  | 37        | 7         | 2         | 0       | 54                    | 1,786                |
| Volunteer              | 11   | 6         | 3         | 3         | 0       | 23                    | 862                  |
| Job Search             | 25   | 18        | 15        | 8         | 31      | 97                    | 7,572                |
| Job Search Training    | 1  | 4         | 0         | 0         | 0       | 5                     | 167                  |
| Health Education Class | 1  | 0         | 0         | 0         | 0       | 1                     | 5                    |

*While there is no limit to the number of hours a client can report, some work activity types limit the number of hours clients can receive credit for:*

- Job Search and Job Search Training - Clients may count up to 39 total hours from these activities combined each month.*
- Health Education Class - Clients may count up to 20 hours each year from this activity.*